Stock Assessment of Southern Flounder, *Paralichthys lethostigma*, in North Carolina Waters

2014

North Carolina Division of Marine Fisheries
Southern Flounder Plan Development Team

October 2014

DRAFT

ACKNOWLEDGEMENTS

This stock assessment was developed through extensive planning and data review by the 2014 Southern Flounder Plan Development Team: Jacob Boyd, John Hadley, Laura Lee, Stephanie McInerny, Tina Moore, Trish Murphey, Lee Paramore, Jason Rock, William Smith, Chris Stewart, Tom Wadsworth, and Chris Wilson. William Smith was the lead stock assessment analyst, and Laura Lee was the stock assessment mentor. Chris Stewart and Tom Wadsworth were southern flounder co-leads, and Trish Murphey was the southern flounder mentor.

We would also like to thank the members of the NCDMF Management Review Team and Biological Review Team Technical Committee for their review and comments. We are appreciative of Richard Methot (NOAA Fisheries) for his extensive help in development of the stock assessment model.

We are especially grateful to external peer reviewers for offering their time and effort to review the southern flounder stock assessment.

EXECUTIVE SUMMARY

The North Carolina Fisheries Reform Act requires that fishery management plans be developed for the state's commercially and recreationally important species to achieve sustainable levels of harvest. Stock assessments are the primary tools used by managers to assist in determining the status of stocks and developing appropriate management measures to ensure the long-term viability of stocks.

<need to complete>

TABLE OF CONTENTS

ACKNOWLEDGEMENTS ii
EXECUTIVE SUMMARY iii
LIST OF TABLES v
LIST OF FIGURES vii
1 INTRODUCTION 13
1.1 The Resource 13
1.2 Life History 13
1.3 Habitat 17
1.4 Description of Fisheries 19
1.5 Fisheries Management 22
1.6 Assessment History 22
2 DATA 25
2.1 Fisheries-Dependent 25
2.2 Fisheries-Independent 34
2.3 Evaluation of Observed Data 40
3 ASSESSMENT 40
3.1 Overview 40
3.2 Stock Synthesis 42
3.3 Discussion of Results 47
4 STATUS DETERMINATION CRITERIA 49
5 SUMMARY OF PEER REVIEW COMMENTS 49
6 RESEARCH RECOMMENDATIONS 49
7 LITERATURE CITED 51
8 TABLES 57
9 FIGURES 75
10 Appendix 114

LIST OF TABLES

Table 1. Number of southern flounder aged by area and sex, 1991–2013. 57

Table 2. Number of southern flounder aged by gear type, 1991–2013. 58

Table 3. Number of southern flounder aged by area and season, 1991–2013. 59

Table 4. Number of southern flounder aged by month, combined over years 1991–2013.....60

Table 5. A summary of von Bertalanffy growth estimates from the current and prior studies throughout the southern flounder range. 61

Table 6. A summary of length-weight model estimates from the current and prior studies throughout the southern flounder range. 62

Table 7. Age-at-maturation results presented by two studies of southern flounder reproductive maturation in North Carolina. 63

Table 8. Estimates of natural mortality using six different life history-based methods. An average of these values for age-1 fish was used to scale age-specific natural mortalities in the Stock Synthesis model. 63

Table 9. Results of all studies of southern flounder gill-net and hook-and-line post-release mortality in North Carolina. 64

Table 10. Regulations in the commercial southern flounder fishery, 1991–2013. 65

Table 11. Recreational fishing regulations implemented for all Paralichthid flounder species in North Carolina, 1993–2013. 68

Table 12. Commercial and recreational landings in metric tons, estimated through the NCDMF Trip Ticket Program (commercial) and MRIP (recreational). 69

Table 13. Estimates of the total number of post-release discard mortalities. Estimates were not available for the pound net and other commercial fisheries. 70

Table 14. Total samples sizes in the North Carolina angler intercept survey, MRIP. 71

Table 15. Estimated total recreational gig harvest in metric tons. 72

Table 16. Results of Mann-Kendall trend analyses. P-value is the one-tailed probability for the trend test. Trend indicates the direction of the trend if a statistically significant temporal trend was detected (two-tailed test: P-value < $\alpha/2$; $\alpha = 0.05$); NS = not 73

Table 17. Results of the correlation analyses applied to the fisheries-independent indices. 73

Table 18. Fraction of total catch (landings plus discard mortalities) from each fishery fleet, estimated from the commercial trip ticket and recreational angler intercept programs. 74

LIST OF FIGURES

Figure 1. Observed and predicted southern flounder size at age. Growth was predicted from von Bertalanffy growth models for each sex (n_{female} = 11,515, n_{male} = 2,197).....75

Figure 2. Observed and predicted southern flounder length-weight relationships. Weight was predicted from exponential models for each sex (n_{female} = 11,275, n_{male} = 2,318).....76

Figure 3. Fit of maturity curve to female southern flounder data collected in North Carolina (n = 892). 77

Figure 4. Natural mortality values used in the southern flounder Stock Synthesis model. A Lorenzen (2005) model was scaled to age-1 estimates, which were estimated from six different life history methods. 77

Figure 5. Major water bodies within and around North Carolina. The dark blue area represents the extent of the state's coastal fishing waters, which extend to three miles offshore. 78

Figure 6. Annual length-frequency distributions of southern flounder sampled from North Carolina commercial fisheries' landings, 1991–2013.....79

Figure 7. Annual length-frequency distributions of southern flounder sampled in North Carolina's recreational inshore angler intercept survey, 1991–2013.....80

Figure 8. Annual length-frequency distributions of southern flounder sampled in North Carolina's recreational ocean angler intercept survey, 1991–2013. 81

Figure 9. Location of all core sample stations in Program 120. 82

Figure 10. GLM-standardized index of relative abundance for juvenile southern flounder collected from Program 120 during May–June, 1991–2013. Error bars represent ± 1 standard error. 82

Figure 11. Locations of sampling zones and quadrants in Albemarle Sound sampled by NCDMF Program 135. 83

Figure 12. GLM-standardized index of relative abundance for southern flounder collected from Program 135 during November–December, 1991–2013. Error bars represent ± 1 standard error. 83

Figure 13. Locations of sites in Pamlico Sound sampled by NCDMF Program 195. 84

Figure 14. GLM-standardized index of relative abundance for juvenile southern flounder collected from Program 195 during September, 1991–2013. Error bars represent ± 1 standard error. 84
Figure 15. The sample regions and grid system for the Pamlico Sound portion of NCDMF Program 915. 85
Figure 16. The sample regions and grid system for the Neuse River portion of NCDMF Program 915. 85
Figure 17. The sample regions and grid system for the Pamlico and Pungo river portions of NCDMF Program 915. 86
Figure 18. GLM-standardized index of relative abundance for southern flounder collected from Program 915 during July–September, 2003–2013. Error bars represent ± 1 standard error. 86
Figure 19. Sex ratio at age estimated by the Stock Synthesis model. 87
Figure 20. Annual predicted fishing mortality rates (numbers-weighted, ages 1–3) compared to estimated management benchmarks, *F*-threshold ($F_{25\%}$) and *F*-target ($F_{35\%}$). Error bars represent ± 1 standard deviation of fishing mortality rate. 88
Figure 21. The number of dead discards estimated by the Stock Synthesis model for each fishery with discard data. 88
Figure 22. Predicted annual recruitment from the base run of the Stock Synthesis model. Error bars represent ± 1 standard deviation of biomass. 89
Figure 23. Predicted spawning potential ratio (SPR) and management benchmarks from the base run of the Stock Synthesis model. Error bars represent ± 1 standard deviation of SPR. 89
Figure 24. Predicted annual total biomass (all ages 1+) from the base run of the Stock Synthesis model. 90
Figure 25. Annual length-frequency distributions of all southern flounder sampled from North Carolina commercial and recreational fisheries' landings and the four surveys used in the southern flounder stock assessment during years 1991–2013. Values right of the dashed, vertical reference lines indicate growth model predictions for age-3 and older females. 91

Figure 26. Annual age-frequency distributions of southern flounder sampled from North Carolina. All age samples recorded in the NCDMF biological database for years 1991–2013 were tabulated. Values right of the dashed, vertical reference lines indicate age-5 and older females. 92
Figure 27. Predicted selectivity curves for the commercial fishery from the base run of the Stock Synthesis model....93
Figure 28. Predicted selectivity curves for the recreational fishery from the base run of the Stock Synthesis model. Ocean 1996–2007 and ocean 2008–2013 curves are identical, as are inshore 2002–2007 and inshore 2008–2013 curves. 93
Figure 29. Observed and predicted cumulative length-frequency distributions for all fishery fleets and adult indices of relative abundance from the base run of the Stock Synthesis model....94
Figure 30. Standardized residuals for the commercial gill-net fishery landings length composition data for (A) season 1 and (B) season 2 from the base run of the Stock Synthesis model. Gray circles represent positive residuals while white circles represent negative residuals. The area of the circles is proportional to the size of the residuals. 95
Figure 31. Standardized residuals for the commercial pound net fishery landings length composition data for (A) season 1 and (B) season 2 from the base run of the Stock Synthesis model. Gray circles represent positive residuals while white circles represent negative residuals. The area of the circles is proportional to the size of the residuals. 96
Figure 32. Standardized residuals for other commercial fishery landings length composition data for (A) season 1 and (B) season 2 from the base run of the Stock Synthesis model. Gray circles represent positive residuals while white circles represent negative residuals. The area of the circles is proportional to the size of the residuals....97
Figure 33. Standardized residuals for recreational inshore fishery landings length composition data for (A) season 1 and (B) season 2 from the base run of the Stock Synthesis model. Gray circles represent positive residuals while white

circles represent negative residuals. The area of the circles is proportional to the size of the residuals. 98
Figure 34. Standardized residuals for recreational ocean fishery landings length composition data for (A) season 1 and (B) season 2 from the base run of the Stock Synthesis model. Gray circles represent positive residuals while white circles represent negative residuals. The area of the circles is proportional to the size of the residuals. 99
Figure 35. Standardized residuals for Program 135 length composition data from the base run of the Stock Synthesis model. Gray circles represent positive residuals while white circles represent negative residuals. The area of the circles is proportional to the size of the residuals. 100
Figure 36. Standardized residuals for Program 915 length composition data from the base run of the Stock Synthesis model. Gray circles represent positive residuals while white circles represent negative residuals. The area of the circles is proportional to the size of the residuals. 101
Figure 37. Normal quantile plots (Q-Q plots) of the standardized residuals for Program 135 index of relative abundance from the base run of the Stock Synthesis model. The mean (μ), standard deviation (σ), and test for normality (*P*-value) of the standardized residuals is also given. 102
Figure 38. Normal quantile plots (Q-Q plots) of the standardized residuals for Program 120 index of age-0 relative abundance from the base run of the Stock Synthesis model. The mean (μ), standard deviation (σ), and test for normality (*P*-value) of the standardized residuals is also given. 103
Figure 39. Normal quantile plots (Q-Q plots) of the standardized residuals for Program 915 index of relative abundance from the base run of the Stock Synthesis model. The mean (μ), standard deviation (σ), and test for normality (*P*-value) of the standardized residuals is also given. 104
Figure 40. Normal quantile plots (Q-Q plots) of the standardized residuals for Program 195 index of age-0 relative abundance from the base run of the Stock Synthesis model. The mean (μ), standard deviation (σ), and test for normality (*P*-value) of the standardized residuals is also given. 105

Figure 41. Observed and predicted values for the (A) Program 135 and (B) Program 915 indices of adult southern flounder relative abundance from the base run of the Stock Synthesis model.....106
Figure 42. Observed and predicted values for the (A) Program 120 and (B) Program 195 indices of age-0 southern flounder relative abundance from the base run of the Stock Synthesis model.....107
Figure 43. Retrospective bias in (A) fishing mortality, (B) recruitment, and (C) biomass (age-1+). The retrospective analysis is completed by sequentially removing terminal years of data, to explore model sensitivity to adding additional years of data. 108
Figure 44. Model sensitivity to each fisheries-independent index of relative abundance, assessed by comparing estimates of (A) fishing mortality, (B) recruitment, and (C) biomass (age-1+). The sensitivity analysis is completed by sequentially removing all data collected from each survey. 109
Figure 45. Model sensitivity to each category of data. Sensitivity to data categories was explored by iteratively down-weighting each category of data, regardless of data source (fishery or survey). 110
Figure 46. Model sensitivity to different levels of natural mortality, assessed by comparing estimates of (A) fishing mortality, (B) recruitment, and (C) biomass (age-1+). The sensitivity analysis is completed by rerunning the stock assessment model with different inputs for natural mortality. The sensitivity analysis using *M* plus migration accounted for emigration to other states, based on tag-return data and assuming that emigrants do not return to the North Carolina stock. 111
Figure 47. Model sensitivity to ocean data and the assumption that all adult fish remain in North Carolina. Sensitivity was assessed by comparing estimates of (A) fishing mortality, (B) recruitment, and (C) biomass (age-1+). To explore sensitivity to data collected from the recreational ocean fishery, all ocean data were down-weighted (λ=0.0001), and sensitivity to migration was assessed by accounting for additional non-fishery losses from the stock by increasing natural mortality on mature fish, based on tag-return data. 112

Figure 48. Annual predicted (A) fishing mortality rates (numbers-weighted, ages 1–3) and (B) total biomass (age 1+) compared to annual predicted *F*s and total biomass from the 2008 southern flounder stock assessment. 2008 stock assessment *F*s were converted to numbers-weighted *F*s (ages 1–3) in order to compare with the 2014 stock assessment. 113

1 INTRODUCTION

1.1 The Resource

Southern flounder, *Paralichthys lethostigma*, are a demersal species found in the Atlantic Ocean from northern Mexico to Virginia. This species supports important commercial and recreational fisheries along the U.S. south Atlantic and Gulf coasts, and are particularly important to fisheries in North Carolina. Records of commercial landings go back to the early 1960s and are among the highest of any finfish species in North Carolina, and as of 2013 it was the most commercially valuable finfish in the State (NCDMF 2013). Gill nets, pound nets, and gigs are the dominant commercial gears used to capture southern flounder. Hook and line and gigs are the dominant gears used by the recreational sector. Flounder are among the most commonly targeted finfish species by recreational fishermen and this fishery has a significant economic impact in North Carolina.

1.2 Life History

1.2.1 Stock Definitions

The biological unit stock for southern flounder inhabiting North Carolina waters may include other southern states based on multiple tagging studies (Ross et al. 1982; Monaghan 1996; Schwartz 1997; Craig and Rice 2008), genetic studies (Anderson and Karel 2012; Wang et al. in press), and an otolith morphology study (Midway et al. 2014), all of which indicate a lack of stock structure from North Carolina to Florida. Evidence also suggests some adult southern flounder may return to the estuaries after spawning in the ocean, while others remain in ocean waters off North Carolina (Watterson and Alexander 2004; Taylor et al. 2008). However, emigration from North Carolina waters (either offshore or across state borders) nor immigration (fish returning to North Carolina waters) have been quantified.

1.2.2 Movements & Migration

Little is known about southern flounder larvae while in their pelagic oceanic stage, but it is believed to be a short period with larvae passing through inlets to estuaries within approximately 30–45 days of hatching and beginning metamorphosis soon thereafter based on captive studies and data from wild fish in the Gulf of Mexico (Daniels 2000; Glass et al. 2008). Larvae enter inlets in winter and early spring to settle throughout the sounds and rivers. Little is known about movement of juveniles below 200 mm, but fish may primarily remain near settlement locations. Some larger juveniles have been shown to move short distances within a particular water body, but data are not conclusive (McClellan 2001; Monaghan 1996). Juveniles apparently spend at least one year in inshore waters before migrating to the ocean, based on inshore crab trawl catches of juveniles during the winter months in the Neuse, Pamlico, and Bay rivers (McKenna and Camp 1992; Hannah and Hannah 2000), maturity stages of fish in the ocean, and otolith microchemistry (Watterson and Alexander 2004; Taylor et al. 2008). Data collected from fall fisheries by the North Carolina Division of Marine Fisheries (NCDMF) suggests that with the onset of maturity, fish of both sexes migrate out of inlets to ocean waters in the fall (primarily September to November). Gulf of Mexico studies demonstrated southern flounder migrations out of estuaries coincide with falling water temperatures, which also seems likely for North Carolina waters (Shepard 1986; Pattillo et al. 1997). Once in the ocean, tagged fish are typically recaptured south of tagging locations and often in other states (Monaghan 1996; Smith et al.

2009), suggesting a general southern migration of mature adult fish. To date, tagging data have been insufficient to infer the probability that a fish returns to North Carolina waters after it emigrates. However, limited data from South Carolina and Georgia tagging programs suggest a low probability of adult movement from South Carolina or Georgia to North Carolina waters (Music and Pafford 1984; SCDNR, unpublished data).

1.2.3 Age & Size

The NCDMF began collecting southern flounder age and growth data on a comprehensive basis in April 1991. Whole otoliths were collected and in most cases length, weight, sex, maturity, gear type, and location data were recorded for these samples. Ages were assigned from annuli counts and were adjusted for month of capture and timing of annulus formation, and a January 1 birth date starting in 2003. Prior to 2003, ages were assigned based on the number of visible annuli (not adjusted for birth date or timing of annulus formation). As a result of this change in methods, data for fish aged during January–June (the time period of annulus formation) of 1991–2002 were reevaluated for this stock assessment. The otolith marginal increment is a measurement of growth between the last visible otolith annuli and the edge of the otolith. Marginal increment measurements taken at the time of the original ageing analysis were used to adjust ages upward by one year if the measurement was relatively large and not if it was relatively small. As a result of re-ageing these samples, 596 ages were changed from what was originally recorded in the NCDMF database for April–June 1991–2002.

The maximum observed age for females was age-9 (in 2003) and age-6 for males (in 2003 and 2011), and the largest fish observed were an 83.5 cm total length (TL) female (in 2004) and a 51.6 cm TL male (in 2008). The maximum ages and lengths were from fish captured in the ocean except the largest male was captured inshore. Observations in North Carolina represent the oldest southern flounder ages throughout the species range. Considerably more female age samples were collected than male samples (Table 1), and the number of length samples and maximum size was much smaller for males than females.

Age, sex and length samples were collected from fishery-dependent (recreational and commercial) and fishery-independent sampling programs, although sampling strategies varied throughout the time-series. In the early years of the time-series, most age and sex samples were from the commercial fishery, while in the second half of the time-series most of these samples were from fishery-independent surveys (Table 2). Length data was consistently collected from fisheries targeting southern flounder and independent surveys since 1991. All data, including ages were stratified into two six month periods, January–June and July–December, in order to account for rapid, seasonal growth of southern flounder. Age and sex samples were collected from the different fisheries and surveys using different methods to sample catches (i.e., some NCDMF surveys regularly collected fish for ageing since they began, some did not typically do this, some collections were made based on length bins, some were not). Otolith processing techniques were generally consistent with those described by Wenner et al. (1990) except both otoliths were used for ageing (instead of left only) when available and in rare cases otoliths of older fish were sectioned for ageing.

There were many more age samples collected during July–December than in January–June (Table 3). Fishery-independent inshore surveys and commercial and recreational fisheries targeting flounder seldom operate in winter months. Additionally, some age classes may be less available in winter months due to emigration from inshore areas for spawning. Age-0 fish did not

appear in the samples until April, likely because they do not recruit to gill-net gears until later in the year and trawl sampling, which catches younger fish, does not begin until May. Most age samples were age-1 to age-4, and ages 4+ were rarely seen in age collections regardless of the month (Table 4).

1.2.4 Growth

Larvae enter estuaries from ocean waters at approximately 10–15 mm from December through April (Warlen and Burke 1990; Burke et al. 1991; Hettler and Barker 1993). After settlement in coastal rivers and estuaries, juvenile southern flounder grow relatively quickly, with observed growth rates of 0.35 to 1.5 mm/day (Fitzhugh et al. 1996). Instantaneous daily growth rates have been estimated at 1.66 to 3.94 for fish 37–70 mm (Guindon and Miller 1995). Sex determination occurs between 75 and 120 mm total length (Luckenbach et al. 2003). There is likely a difference in growth rates as a function of sex beginning by fall for age-0 fish, with females comprising the larger sizes (although the range of sizes for females is large and overlaps with the male size range). The sexually dimorphic growth pattern becomes more pronounced with age-1 and age-2 fish. Juvenile birth date has not been shown to correlate with size at age for females (Fitzhugh et al. 1996). NCDMF data indicate that length at age is quite variable for both sexes and may also vary by location (Midway et al. in review).

Southern flounder growth models are often difficult to fit, due to highly variable growth patterns (Midway et al. in review). Both previous North Carolina southern flounder stock assessments experienced difficulty in estimating asymptotic total length L_∞. In the 2005 stock assessment, L_∞ was fixed at the maximum observed value (Grist 2004), and in the 2009 stock assessment unsexed age-0 fish were included to improve the fit of the female growth model (Takade-Heumacher and Batsavage 2009); unsexed age-0 fish were not included in this assessment. L_∞ was fixed at the maximum observed value for each sex (51.6 cm for males, 83.5 for females; Table 5). For females and males the K was almost identical at 0.17 (Table 5). This result suggests that early growth does not conform to the von Bertalanffy model. However, the estimated growth model appeared to fit the observed size-at-age data well for each sex (Figure 1). Compared to previous estimates of southern flounder growth, the L_∞ estimates were somewhat higher and the growth coefficient K estimates were somewhat lower than previous studies. The stock assessment computer program used to conduct the stock assessment uses K and L_∞ from the von Bertalanffy model and an empirical estimate of length at age; von Bertalanffy growth parameter t_0 is not used by the stock assessment computer program, so t_0 estimates are not relevant to this assessment and thus not presented.

An exponential length-weight relationship was fit to all southern flounder in the NCDMF database (Table 6; Figure 2), and estimated parameters were similar to estimates from previous studies.

1.2.5 Reproduction

Spawning locations in the Atlantic Ocean are unknown, but tagged southern flounder on their presumed spawning migration are typically caught in ocean waters off southern North Carolina or other southern east coast states. Spawning likely occurs between November and April based on studies of wild female maturity stages (Midway and Scharf 2012), captive spawning (Watanabe et al. 2001) and arrival of larvae at estuary inlets (Hettler and Barker 1993). Fecundity of southern flounder has been estimated from captive studies of wild caught fish,

where approximately 3 million eggs were produced per female in batch spawning events (Watanabe et al. 2001).

Two studies have attempted to describe maturity patterns for southern flounder in North Carolina, Monaghan and Armstrong (2000) and Midway and Scharf (2012). Monaghan and Armstrong (2000) examined length and age at maturity using NCDMF biological samples collected during 1995–1998 and macroscopic gonad staging methodology. Although they indicated that histological validation of the macroscopic staging criteria was completed, results from the histological study were not presented, and it was not clear that the classification success rates developed from the histological study were accounted for in the final estimates of size and age at maturity. Midway and Scharf (2012) also used combined macroscopic and histological gonad staging criteria. In contrast to the earlier maturity study, results of the histological validation process were presented. Samples were collected at fish houses (pound nets and gill nets) and from NCDMF independent sampling programs over two years (2009 and 2010).

Monaghan and Armstrong (2000) found that 50% of females were mature by 345 mm TL, and most females appeared to mature by age-1 (Table 7). Histological results were not presented, although histological data were collected in 1995–1998. Midway and Scharf's (2012) results were substantially different from the earlier maturity study. Fifty-percent of females were mature by 408 mm TL, and most females appeared to be mature by age-2. Histological results indicated the threshold macroscopic maturity category, the developing stage, represented mostly mature females, with a classification success rate of 61%.

Southern flounder maturity at length was estimated for this assessment using data collected by Midway et al. (2012), and samples collected by Monaghan and Armstrong (2000) that were restaged using protocols developed by Midway et al. (2013). Maturity at length (M_l) was estimated using a logistic regression model:

$$M_l = \frac{1}{1 + e^{\alpha(l-\beta)}}$$

where l is length, α is the slope, and β is the inflection point. The estimated value for α was -0.33 and the estimated value for β was 40.24 cm (Figure 3). Results were very similar to Midway and Scharf (2012), and Midway et al. 2013 demonstrated that the maturity schedule has not changed at least since the mid-1990s.

1.2.6 Mortality

Two components of mortality were treated as fixed rates in the stock assessment, natural mortality (M) and mortality following fishery capture and release (i.e.,., post-release mortality). No direct estimates of M were available (e.g. tagging data). Age-specific natural mortality was estimated by scaling a Lorenzen (2005) model to age-1 M estimated as the average of six common life history-based methods (Table 8). The resulting average estimate was $M_{\text{age-1}} = 0.36$ for females and $M_{\text{age-1}} = 0.45$ for males (Figure 4).

Two studies explored the post-release mortality of sub-legal southern flounder discards following release from 5 1/2 inch stretched mesh gill nets. Montgomery (2000) fished gill nets for 12-hour soak times in the Pamlico Sound, and Smith and Scharf (2011) fished gill nets for 24-hour soak times in the New River. Smith and Scharf (2011) repeated the study over three

seasonal periods, spring, fall, and summer, in order to capture seasonal variation in post-release mortality. They calculated overall survival rates treating the net pen as the unit of replication, and they explored the contribution of individual factors; body size, age, sex, season of capture, and condition using logistic regression modeling. Post-release mortality was not estimated for other commercial fisheries because discards could not be estimated and there have not been studies to document survival after release. Two studies explored the post-release mortality of southern flounder after capture by hook and line (Gearhart 2002; Brown 2007).

Data from previous studies were reanalyzed following the statistical procedures of Smith and Scharf (2011; i.e., treating the net pen as the experimental unit and pooling data by season; Table 9). To account for seasonal differences, estimates were stratified by season (spring/fall and summer). The January–June seasonal period in the assessment model was assigned spring/fall discard mortality estimates to account for cooler water temperatures and lower discard mortality; the July–December seasonal period in the assessment model was assigned an average of spring/fall and summer discard mortality estimates to account for warmer water temperatures and higher discard mortality during the first half of the time period. The Southern Flounder PDT determined that the data collected by Brown (2007) in the Neuse River were not representative of average North Carolina environmental conditions (K. Brown, NCDMF, , so these data were not considered in developing estimates of hook-and-line post-release survival.

1.2.7 Food & Feeding Habits

Larval southern flounder in the ocean feed on zooplankton (Daniels 2000). Juvenile and adult southern flounder are demersal, lie-in-wait predators (Burke 1995). They typically feed by camouflaging themselves on the bottom and ambushing their prey with a quick upward lunge. As juveniles, a portion of their diet consists of epifaunal prey including mysids, amphipods, and calanoid copepods (Powell and Schwartz 1977; Burke 1995). Southern flounder switch to piscivory when they are between 75 to 100 mm (Fitzhugh et al. 1996). Adult southern flounder feed almost exclusively on other fish but will consume shrimp as well (Powell and Schwartz 1977).

1.3 Habitat

1.3.1 Overview

Habitat use patterns of southern flounder vary over time, space, and by life stage. The species typically spawns in the fall and winter in ocean waters; exact locations are unknown. Larvae are believed to be in ocean waters for a short time before they enter inlets to interior coastal waters (Peters et al. 1995). Post-larval southern flounder actively move to shallow, nearshore waters in the upper regions of low to moderate salinity estuaries (Walsh et al. 1999). The relatively turbid water typical of estuaries provides a certain degree of protection for small southern flounder from visual-searching predators. As the southern flounder's body size increases, the likelihood of its survival in lower, less turbid regions of the estuary increases. Juvenile southern flounder are found in waters above mud bottom, along the edge of salt/brackish marsh, near areas with shell bottom substrate, and submerged aquatic vegetation (SAV; Pattillo et al. 1997; Minello 1999; Walsh et al. 1999; Peterson et al. 2003). However, juvenile and adult southern flounder are also abundant in deeper estuarine waters based on data from the NCDMF Pamlico Sound (Program 195) and Estuarine Trawl (Program 120) surveys (Deaton et al 2010). Mature southern flounder are often found in ocean waters. Each of these habitats provides ecological services that aid in

maintaining and enhancing the southern flounder population. These habitats serve as nursery areas, refuge from piscivorous predators, foraging areas, and corridors for passage among different habitats. Protection of each habitat type is critical to the sustainability of the southern flounder stock.

1.3.2 Spawning Habitat

In North Carolina, large concentrations of adult southern flounder migrate to ocean spawning grounds during the fall and winter (Monaghan 1996; Smith et al. 2009). It is currently unknown whether spawning occurs in North Carolina waters. Hypotheses for spawning locations include nearshore reefs in North Carolina or other southeast U.S. states or Gulf Stream waters south of North Carolina. Although southern flounder are often caught on or near ocean reefs, spawning aggregations have not been documented.

1.3.3 Nursery & Juvenile Habitat

Southern flounder larvae spawned in the ocean are passively transported into estuarine systems by nearshore and tidal currents through inlets and river mouths. These corridors to nursery habitats are few in number and may serve as bottlenecks to recruitment. Larvae pass into North Carolina estuaries from November through April with peak recruitment occurring in February (Burke et al. 1991). These larvae settle into tidal mudflats near the head of the estuary and in the spring, migrate upstream into the riverine habitats. Juvenile southern flounder primarily use estuarine and coastal riverine systems with silt and mud substrate and will sometime enter freshwater (Burke et al. 1991; Smith et al. 1999). Due to the relatively low salinity preference of juvenile southern flounder, they tend to occur in riverine and upper estuarine waters for a longer period than other estuarine dependent species. Because of that, and their benthic feeding, this species could be more exposed and susceptible to degraded habitat and water quality/sediment conditions. Salinity and benthic substrate variation appears to influence the distribution of early life stages, with greater juvenile fish densities in lower salinities (Powell and Schwartz 1977; Walsh et al. 1999; Glass et al. 2008). Marsh edges and soft bottom habitats within North Carolina's coastal estuarine and riverine systems and along the mainland side of Pamlico Sound appear to be important primary nursery areas (Hettler 1989; data from the NCDMF Juvenile Trawl Survey—Program 120, the Pamlico Sound Trawl Survey—Program 195, and the Anadromous Fish Survey—Program 100). Juvenile southern flounder have also been collected along the higher salinity sandy areas along the Outer Banks.

In the Tar-Pamlico River system, Rulifson et al. (2009) found that 74% of the southern flounder in a freshwater river resided there at least until age-1, while fish resided in estuarine habitats at least until age-2, based on otolith microchemistry. This study indicated coastal freshwater rivers were not optimal habitat for southern flounder but should be considered important secondary habitat. Abundance and growth rates were higher in mesohaline and polyhaline environments.

1.3.4 Adult Habitat

In most cases, southern flounder appear to spend their first 1–3 years in bays and estuaries based on NCDMF age and growth data and otolith microchemistry (Taylor et al. 2008; Rulifson et al. 2009). Mature southern flounder are often found in ocean waters, typically on or near hard bottom or structured habitats during most months of the year (Deaton et al 2010). These habitats are clearly used for feeding but may also serve as spawning habitat. Small numbers of older,

mature southern flounder are found in inshore waters but are typically limited to areas of high salinity areas near ocean inlets.

1.3.5 Habitat Issues & Concerns

Good water quality is essential for sustaining the various life stages of southern flounder. Human activities that alter natural conditions, including elevated levels of toxins, nutrients, or turbidity as well as lower dissolved oxygen levels can impact growth and survival. Increased sediment and nutrient loading in the water column can enter coastal waters from point source discharges, nonpoint source storm water runoff, or re-suspension of bottom sediments. Specific sources that contribute to increased sediment loading include construction activities, unpaved roads, road construction, golf courses, uncontrolled urban runoff, mining, silviculture, row crop agriculture, and livestock operations (DWQ 2000). Specific sources that contribute to increased nutrient loading include agricultural and urban runoff, wastewater treatment plants, forestry activities, and atmospheric deposition. Nutrients in point source discharges are from human waste, food residues, cleaning agents, and industrial processes. The primary contributors of nutrients from nonpoint sources are fertilizer and animal wastes (Deaton et al 2010).

1.4 Description of Fisheries

1.4.1 Commercial Fishery

Pound Net Fishery

The North Carolina flounder pound net fishery targets paralichthid flounders. The fishery takes place in shallow waters along the mainland and barrier island shorelines from Albemarle Sound south to Back Sound, near Cape Lookout. A flounder pound net is a stationary multifilament net gear made up of at least one larger mesh 'lead' covering the entire water column and set in a long line perpendicular to the shoreline to direct fish into a smaller mesh 'pound' via a raised tunnel in the 'heart'. Often multiple nets are set end to end using the same configuration with wooden stakes to hold up the structure. Flounder pound nets are required to have 5.5 inch stretched mesh escape panels in the offshore corners of the pound to increase the chance that sublegal fish will escape. To fish the net, the pound is gathered-up and fish are either “rolled” into a boat by pulling the netting or bailed out using dip nets or other implements. The gear catches adult and sub-adult flounder as they migrate from estuarine waters to ocean waters.

The pound net fishery in North Carolina was historically (pre-1990s) the predominate fishery for catching southern flounder. However, landings from the gill-net fishery began to rise in the late 1980s and early 1990s, surpassing pound net landings since 1994 (Takade-Heumacher and Batsavage 2009). Undersized/oversized, out of season, or otherwise unmarketable finfish and invertebrates are culled from harvest, but insufficient data exists to estimate discards or discard mortality.

Estuarine Gill Nets

Landings of southern flounder in the estuarine gill-net fishery in North Carolina were historically low until the early 1990s when the summer flounder fishery began to decline and demand increased for southern flounder. Estuarine gill nets quickly became the dominant gear in the flounder fishery, with greater landings than any other commercial gear since 1994. Beginning in 1999, the gill net fishery in Pamlico Sound experienced increasingly stringent regulations and closures imposed on it by the National Marine Fisheries Service (NMFS) due to the high number of sea turtle strandings believed to be associated with the fishery.

The estuarine gill net fishery in North Carolina is a year-round multi-species fishery where the netting used and species targeted varies by area and season. Species commonly caught by the estuarine gill net fishery include: southern flounder (*Paralichthys lethostigma*), striped mullet (*Mugil cephalus*), American shad (*Alosa sapidissima*), bluefish (*Pomatomus saltatrix*), Atlantic menhaden (*Brevoortia tyrannus*), spot (*Leiostomus xanthurus*), striped bass (*Morone saxatilis*), spotted seatrout (*Cynoscion nebulosus*), Spanish mackerel (*Scomberomorus maculatus*), and red drum (*Sciaenops ocellatus*; NCDMF 2012). Most southern flounder are caught in gill nets with a mesh size ranging from 5.5 through 6.5 inches stretch mesh.

Unlike most other commercial finfish gears, gill nets are frequently used in North Carolina for part-time commercial and recreational purposes. The ubiquity of the gear makes it difficult to estimate the quantity used and the number of full-time fishermen involved at any given time. Effort (in trips) for the commercial sector is available through a mandatory trip ticket reporting program implemented in 1994. Estuarine gill nets are the most widely used commercial finfish gear reported by the trip ticket program (NCDMF 2012).

Three primary types of gill nets are used in the North Carolina estuarine gill net fishery: set, runaround, and drift gill nets. Of these, set gill nets are by far the most common gear used to target southern flounder. Set gill nets are anchored so they remain in the same location and can be further divided into float and sink categories. Float gill nets fish the entire height of the water column, while sink gill nets fish a fixed distance off the bottom and do not extend into the upper portion of the water column if the water is deeper than the height of the net. Tie-downs and gill nets without floats are also implemented in some areas of the state to reduce the height of the net in the water column in order to avoid non-target species.

Gigging

Flounder gigging is prosecuted at night using a spear or a gig under powerful lights. Gigs can be either a single prong or have multiple prongs that are used to penetrate nocturnally foraging flounder feeding on shrimp or minnows. The light is used to spot the flounder that are camouflaged against the bottom. Shallow draft, wide bottom flounder gigging boats are typically rigged with battery-powered or generator-powered halogen or LED lights used to fish in shallow, clear water where fish may be easily seen. Flounder gig boats are usually navigated with a push pole or a trolling motor along the shoals and marsh edge with the rising tide where flounder may be lying (D. Skinner, NCDMF, personal communication). Discards occur in this fishery, but data are currently not available to estimate these numbers. Discards are assumed to have near 100% post-release mortality due to the wound created by the gear.

Other Commercial Fisheries

Southern flounder are captured as bycatch and sold by commercial gears other than gill nets, pound nets, and gigs according to the NCDMF Trip Ticket Program. Although many gears caught small numbers of southern flounder, shrimp trawls, crab trawls, seines, and crab pots each landed over 1 metric ton of southern flounder per year on average during 1991–2013. The landings from these gears were combined and defined as ‘other gears’ for this assessment.

Shrimp trawls and crab trawls historically caught and landed large numbers of southern flounder prior to restrictions on trawling in many rivers and stricter minimum size limits for southern flounder, but landings from these gears have declined greatly and make up a small percentage of landings in recent years. Sufficient data are not available to support statewide estimates of discard. The shrimp trawl and crab trawl fisheries are prosecuted using otter trawls, conical nets

towed behind vessels. The nets are kept open by water pressure on otter boards or doors, which are attached at the forward edges of the nets and attached to the vessel by towing cables. The resistance of the water to the forward motion of the doors as they are towed at different angles forces them to pull in opposite directions, keeping the mouth of the net spread. Each door is fitted with chains attached to a towing cable from the vessel. Floats (top) and weights or chains (bottom) are also used to keep the mouth of the net open. The nets are attached to the doors at the top (headrope) and bottom (footrope). The nets are equipped with tickler chains, which are attached to the doors and drag along the bottom just in front of the footrope. Crab trawls tend to use a heavier tickler chain to disturb crabs out of the sediment (Cunniham et al. 1992).Shrimp trawls in North Carolina require Turtle Excluder Devices (TEDs) to remove turtles from the net and Bycatch Reduction Devices (BRDs) to remove fish caught in the nets (NCDMF 2006).

Landings of southern flounder from crab pots have been fairly low since 1991 and generally declining since 2001. Crab pots are wire mesh boxes with funnel shaped openings measuring approximately 2 feet by 2 feet. 'Hard' crab pots require escape (cull rings) to allow smaller crabs to exit the pot.

Landings of southern flounder from long haul seines have been in decline since 1991. The long haul seine fishery is prosecuted using a multifilament seine pulled between one or two boats. After pulling a distance, the boats come together to circle the net. The net is enclosed (bunted) and the fish removed. The whole operation of setting, pulling, and bunting the net often takes a full day, with fishing usually beginning before sunrise; rarely are two hauls made in one day. A swipe net is a multifilament seine net which is staked or anchored at one end and attached to the boat at the other. The boat then circles or swipes an area subsequently retrieving the anchored or staked end of the net, entrapping the fish. Like the long haul seine, the swipe net is bunted and fish are removed. However, in recent years fishermen have been using monofilament gill net as a swipe net in the northern part of the state.

1.4.2 Recreational Fishery

Southern flounder are harvested recreationally in North Carolina by hook and line, gig, and the recreational use of commercial gears such as gill nets, trawls, pots, and seines. They are caught year round throughout the estuaries, inlets, and nearshore ocean waters of the state with the majority of harvest occurring in the summer and fall. Most of the recreational harvest occurs inshore; however, the ocean harvest on or near reefs is an important component, especially for hook-and-line harvest.

A Recreational Commercial Gear License (RCGL) allows fishermen to use limited amounts of commercial gear to harvest finfish and crustaceans for personal use. RCGL holders must abide by the same size and creel limits as recreational anglers and are not allowed to sell their catch. This license was implemented in July 1999; harvest and effort estimates from this sector were available for 2002–2008 from a NCDMF survey. Survey data indicated a decline in harvest throughout the time-series. Reliable RCGL harvest estimates prior to 2002 are unavailable because of considerable changes in the behavior of RCGL fishermen over the years (C. Wilson, NCDMF, personal communication). Because reliable RCGL harvest estimates are unavailable for the entire time series and because RCGL harvest of southern flounder was minimal compared to the total annual harvest, RCGL harvest was not included in the 2009 or 2014 stock assessments. RCGL harvest is unknown since 2008 but is believed to be low.

1.5 Fisheries Management

1.5.1 Management Authority

The NCDMF is responsible for the management of estuarine and marine resources occurring in all state coastal fishing waters extending to three miles offshore (Figure 5).

1.5.2 Management Unit Definition

The management unit includes southern flounder and its fisheries in all of North Carolina's coastal fishing waters.

1.5.3 Regulatory History

The commercial fishery has been managed through the use of size limits, gear restrictions, area closures, reporting requirements, mandatory scientific observer coverage, and seasonal closures. A history of regulations for the commercial fishery can be found in Table 10.

The recreational fishery is managed through a combination of size limits, bag limits, and seasons in both the inland and ocean fisheries. A history of the regulations for the recreational fishery can be found in Table 11Table 11.

1.5.4 Current Regulations

The current regulations, as of August 2014, are summarized in this section. The commercial fishery is subject to a 14-inch minimum size limit in internal and ocean waters. There is a statewide closure in internal waters from December 1 through December 30. All flounder pound nets are required to use escapement panels of at least 5.5-inch stretched mesh. In internal waters from April 15 to December 15, the use of gill nets with a stretch mesh length of 5 inches or greater and less than 5.5 inches is prohibited. In all estuarine areas (except Pamlico, Pungo, Bay, and Neuse rivers, and only in January–April for upper New and Cape Fear rivers), use of large mesh gill nets is limited to four nights/week and 2,000 yards, except south of Shackleford Banks this gear is allowed five nights/week and a maximum of 1,000 yards. All other areas are limited to 2,000 yards of large mesh gill net. Additionally, the gill net fishery is subject to closures by Management Area based on interactions with sea turtles and Atlantic sturgeon which are managed through Incidental Take Permits issued by NMFS under the Endangered Species Act. In crab trawls, a minimum tailbag mesh size of 4-inch stretched mesh is required in western Pamlico Sound to minimize bycatch of undersized southern flounder.

Current regulations for the recreational fishery include a 15-inch minimum size limit in internal and ocean waters, a 6-fish per person per day daily creel limit and no closed season.

1.6 Assessment History

1.6.1 Review of Previous Methods & Results

The North Carolina southern flounder stock was last assessed in 2009, including data through 2007 (Takade-Heumacher and Batsavage 2009). Data used in the assessment included commercial and recreational landings, length frequencies from the commercial and recreational fisheries, age, growth and maturity data, and indices of abundance from fishery dependent (commercial gill net and recreational hook and line fishery) and fishery independent (NCDMF Programs 120, 135, 195, and 915, and the National Marine Fisheries Service Beaufort Inlet Ichthyoplankton Sampling Program) surveys. A forward projecting statistical catch-at-age model

was fit using the Age Structured Assessment Program (ASAP2) developed and published online by the National Marine Fisheries Service (http://nft.nefsc.noaa.gov/).

The terminal year age-averaged fishing mortality estimate was 0.75, and the terminal year estimate of spawning stock biomass was 1,962 mt of female fish. Based on a 25% SPR threshold fishing mortality rate, the fishing mortality rate over the years 1991–2007 appeared to exceed the threshold, indicating overfishing had occurred throughout the time series. Based on a 25% SPR spawning stock biomass threshold, spawning stock biomass appeared to be below the management threshold throughout the 1991–2007 time series, indicating the stock was overfished. The assessment discussed the consequences of high catches of young, immature fish as a possible factor in the decline of the North Carolina southern flounder stock and suggested that recruitment drove patterns in fisheries landings.

1.6.2 Progress on Research Recommendations

The Southern Flounder Plan Development Team reviewed research that was completed since the 2009 southern flounder stock assessment. Progress has been made on the following research recommendations identified in the 2009 assessment:

1. *An annual coast wide survey of the recreational gig fishery should be developed to collect harvest and effort data.*

The previous assessment used estimates based on a NCDMF study by Watterson (2003). A mail out survey began in 2010 and the MRIP was expanded in 2013 to include night fishing but seldom encounters gig fishermen. There is still little information for the recreational gig fishery and in-person interview surveys (on the water or at boat ramps) specifically focusing on gigging are needed in addition to continuing the mail survey to more confidently estimate this portion of harvest.

2. *Discard estimates should also be developed for the recreational gig fishery for future assessments separate from the hook and line recreational fishery.*

The mail survey discard estimates from 2010–2013 had very high PSEs so confidence in these results are low.

3. *Continuing and expanding the estuarine gill-net observer program to sample more areas and seasons in the State on an annual basis would help refine the discard estimates in the gill net fishery and improve estimates of the total removals from the population.*

The NCDMF continues to expand the observer program. The time-series is limited and spatial coverage has not been consistent with commercial effort distribution until recent years. Currently, the observer program covers the entire state for small and large mesh gill nets.

4. *Discard and post-release mortality information also needs to be collected for other commercial fisheries, especially pound net, gig, shrimp trawl and crab trawls, which could not be included as a source of removals in this stock assessment but are clearly a source of discards.*

There is new information on discards from shrimp trawls from NCDMF projects in 2012–2013. However, the data collected was not sufficient to characterize the southern flounder discards from the shrimp trawls statewide. No new information has been collected from other gears to allow for statewide estimates of discards or post-release mortality.

5. *The current maturity schedule of southern flounder should be updated to identify any potential shifts in maturity since the previous study and to ensure appropriate F and SSB benchmarks.*

Midway and Scharf (2012) published an updated maturity schedule with histological validation. The study was very comprehensive, with a large sample size and samples collected from all over the state. Midway and Scharf (2012) found a notable difference in the maturity schedule compared to the maturity schedule presented by Monaghan and Armstrong (2000), which was used for the 2009 stock assessment. Midway et al. 2013 used a hindcast model to predict maturity for past years and found no historical changes in maturity schedule since 1997.

6. *The ageing data available for large southern flounder (>508 mm; 20 inches TL) are currently limited. This could skew the number of fish for those large sizes in the catch at age matrices. The annual collection of otoliths from large southern flounder should be improved, especially in the first half of the year (January–June).*

There is a need to improve age collection in general, not just for larger fish (>508 mm TL). Very few samples were collected from the commercial fisheries in recent years and collection strategies were not consistent throughout the time-series. Age sample collections from the recreational fisheries also did not follow a consistent collection strategy and were of low sample sizes considering the harvest by this fishery. Age samples from the ocean were especially rare, which is a critical concern due to the presence of older aged fish in the ocean that are rarely seen inshore. In 2013, collection of age samples from the commercial fishery was improved throughout the state using coefficients of variation (CVs) to determine sample numbers needed by length bin. A consistent age sampling strategy has been developed for the recreational fishery but has yet to be implemented. Additional recreational samples may be collected from the carcass collection program which began in September 2014. Large numbers of age samples were collected from the NCDMF IGNS surveys; however, strategies for collections were not consistent throughout the time-series.

7. *The current unit stock for southern flounder is the coastal waters of North Carolina. Tagging data related to the movements of southern flounder are limited. Further studies to determine the movement patterns of southern flounder to better determine if the unit stock is limited to North Carolina or covers a larger geographic area should be pursued.*

Results from southern flounder tagging, otolith, and genetics studies in North Carolina appear to be consistent, based on analysis of the spatial distribution of tag-returns from Smith et al. (2009) and NCDMF (Monaghan 1996; Craig and Rice 2008; Smith and Scharf 2009). Approximately 15% of all tag-returns are recovered in states south of North Carolina, indicating at least 15% of adult fish leave North Carolina waters, and there is little information regarding what fraction return to North Carolina. Recently published otolith and genetics studies also suggest the stock is mixed throughout the U.S. South Atlantic from Florida to North Carolina (Midway et al. 2014; Wang et al. in press). A new NCDMF tagging study will begin in the fall of 2014 with the goal of estimating migration and mortality.

8. *A portion of the southern flounder stock apparently remains offshore after spawning occurs. Further research on southern flounder that remain offshore after spawning is necessary.*

An otolith microchemistry study by Taylor et al. (2008) suggested that a fraction of southern flounder may remain offshore for a period of several years after spawning; however, this study could not completely separate inshore from offshore otolith microchemistry signals. In

particular, the study experienced issues in separating a high salinity "ocean" signal from a high salinity "near-inlet" signal in otolith microchemistry. If this issue can be resolved, otolith microchemistry remains a promising approach to estimate offshore residency. Where southern flounder aggregate in the ocean for spawning is still unknown. There is currently a UNCW tagging study using a limited amount of archival tags to attempt to identify spawning areas.

10. *Collection of southern flounder data from fishery independent programs should continue. An expanded time series of adult CPUE estimates may improve stock recruitment relationships in future assessments.*

Since the last assessment Program 915 was expanded to the Cape Fear and New rivers. Expanding Program 915 further may improve the index. However, this is not a true adult survey with aggregated ages 0+ and maturity occurring around age-2 for females. Program 916 began in 2008 using a similar sampling design as Program 915 but in nearshore ocean waters in the southern district; however, very few flounder are caught in Program 916. Due to the limited time-series of Program 915 in the southern district, CPUE from this survey was not included in an index of abundance for this assessment. While it is not clear that expanding Program 915 (or Program 135) will improve the indices or the stock-recruit relationship, coverage of all important inshore areas by fishery-independent surveys that catch the range of lengths and ages available is a critical need.

2 DATA

2.1 Fisheries-Dependent

2.1.1 Commercial Landings

2.1.1.1 Design and Methods

Prior to 1978, North Carolina's commercial landings data were collected by the NMFS. In 1978, the NCDMF entered into a cooperative program with the NMFS to maintain and expand the monthly surveys of North Carolina's major commercial seafood dealers. Beginning in 1994, the NCDMF instituted a mandatory trip-ticket system to track commercial landings.

On January 1, 1994, the NCDMF initiated a Trip Ticket Program (TTP) to obtain more complete and accurate trip-level commercial landings statistics (Lupton and Phalen 1996). Trip ticket forms are used by state-licensed fish dealers to document all transfers of fish from coastal waters sold from the fishermen to the dealer. The data reported on these forms include transaction date, area fished, gear used, and landed species as well as fishermen and dealer information.

The majority of trips reported to the NCDMF TTP only record one gear per trip; however, as many as three gears can be reported on a trip ticket and are entered by the program's data clerks in no particular order. When multiple gears are listed on a trip ticket, the first gear may not be the gear used to catch a specific species if multiple species were listed on the same ticket but caught with different gears. In 2004, electronic reporting of trip tickets became available to commercial dealers and made it possible to associate a specific gear for each species reported. This increased the accuracy of reporting by documenting the correct relationship between gear and species.

Landings were summarized into three commercial fleets, gill net, pound net, and all others. Total landings estimated through the NCDMF TTP and used as data input to the stock assessment model are listed in Table 12.

2.1.1.2 Sampling Intensity

North Carolina dealers are required to record the species and amount of fish sold at the time of the transaction and report trip-level data to the NCDMF on a monthly basis.

2.1.1.3 Biological Sampling

The NCDMF collected biological samples of southern flounder from commercial fish houses where landings occurred from fisheries targeting this species. Sampling locations were chosen by samplers, often based on contacting fish houses to determine where most landings occurred, but efforts were made to sample different locations. Sampling could potentially occur daily, year-round, but is limited by the season the fisheries operate and schedule of samplers. NCDMF programs sampled southern flounder caught by estuarine gill nets (Pamlico, Pungo, Bay, and Neuse rivers and western Pamlico Sound 1991–2013; statewide 1996–2013), flounder pound nets (Core Sound 1979–1982 and statewide 1989–2013), sciaenid pound nets (statewide 1995–2013), gigs (statewide 2004–2013) and long haul seines (statewide 1982–2013). Additionally, short-term sampling programs collected data from two other gears that caught large numbers of southern flounder historically but were minor contributors to landings in recent years. Sampling of the shrimp trawl fishery occurred onboard commercial vessels with limited spatial coverage in 1990–1992. In 2007–2009 shrimp trawls were sampled in the ocean and Pamlico Sound, then sampling was expanded statewide in 2012–2013. Sampling of the crab trawl fishery occurred onboard commercial vessels in the Neuse River in 1990–1991 and 1996–1997.

Fish house length/weight sampling for southern flounder was by market grade (if graded). Fishermen were interviewed for gear, location, and effort information. For each sample (i.e., a fisherman's catch) a variable number of 50-lb boxes/baskets were selected for each market grade. The goal was to sample at least one box/basket from each market grade for a sample but more were included if time allowed. All fish in baskets were either measured (total length; mm) or subsampled with the remainder counted. Onboard sampling of shrimp and crab trawl fisheries collected lengths and weights from a subsample of southern flounder in the catch during the culling process. Although sublegal and legal sized fish were measured from trawl catches, retained (harvested) fish were coded differently than discarded fish by samplers.

Collection of southern flounder for determining age, sex and maturity occurred intermittently. Age samples were collected from different commercial fisheries using variable methods of selecting fish for collection since 1991. Some collections were based on targets by length bin, but it is not clear how targets were chosen. In 2005-2012, small numbers of age samples were collected, primarily from the largest size bins (Table 3). In fall 2013, a sampling strategy was implemented statewide to collect age samples from the commercial fishery using targets by length bin, based on historic sampling data, with the goal to meet a minimum level of precision for ages 0–3 (CV = 0.20). Length frequencies of the sampled commercial catch can be found in

Figure 6.

2.1.1.4 Potential Biases & Uncertainties

Because trip tickets are only submitted when fish are transferred from fishermen to dealers, records of unsuccessful fishing trips are not available. As such, there is no direct information regarding trips where a species was targeted but not caught. Information on these unsuccessful trips is necessary for calculating a reliable index of relative abundance for use in stock assessments. Another potential bias relates to the reporting of multiple gears on a single trip ticket. It is not always possible to identify the gear used to catch a particular species on a trip

ticket that lists multiple gears and species. Additionally, portions of the commercial catch are not sold to a dealer but kept for personal consumption by fishermen. Therefore, these fish are not included in landings by the NCDMF TTP.

Biological sampling of the commercial fishery was not random. Due to fishery practices in offloading catches, length sampling was randomized within market grades rather than randomized within the total catch. In some cases the entire catch could be sampled but often only a portion was sampled, especially with larger catches. Attempts were made to sample catch from each market grade but not necessarily in proportion to the amount of the catch made up by each market grade. Instead, samples were taken from as much of each market grade as possible without greatly disrupting fish house operations. It is assumed that age sampling never followed a random sampling strategy and for several years focused exclusively on larger size classes in the catch with the intention of complementing sampling by independent surveys.

2.1.1.5 Development of Estimates

To determine catch at length for the commercial fishery, data from NCDMF commercial fish house sampling programs were used to estimate average weights by market grade. 'Small' and 'medium' market grades were combined during analysis due to low numbers sampled and landed in the 'small' grade. All other fish were assigned to three market grades: 'large', 'jumbo' and 'mixed'. Fish house sampling data from Program 461 (Estuarine Gill Nets and Seine Fishery) was used to estimate average weights and length distributions for the Commercial Estuarine Gill Net Fleet. Fish house sampling data from Programs 432/442 (Flounder Pound Net Fishery) and Programs 431/432 (Sciaenid Pound Net) were used to estimate average weights and length distributions for the Commercial Pound Net Fleet. Fish house sampling from Programs 476 (Commercial Gig Survey), 437 (Long Haul Seine Fishery) and 436 (Commercial Crab Harvest Sampling) as well as onboard sampling data from Programs 568 (Finfish Excluder Testing in the Shrimp Trawl Fishery), 570 (Commercial Shrimp Trawl Fishery Characterization) and 471 (Pamlico River Blue Crab Fishery) were used to estimate average weights and length distributions for the Other Commercial Fleet. Commercial landings from the NCDMF TTP by market grade were divided by average weight per fish in each market grade (calculated from fish house sampling) to estimate numbers of fish caught by fleet (fishery) and season. Numbers caught by market grade, fleet, and season were then applied to the sampled catch length distributions to generate an estimate of catch at length (2 cm length bin) for each fleet. For certain seasons or market grades, fish house or onboard samples were not collected but landings were reported, especially for the Other Commercial Fleet. In these cases, missing data were filled by using sample data averages from all commercial fleets for the respective level (season or market grade). Average weights for these levels were applied to the commercial landings by fleet. Relative percentages of sampled fish by length bin were determined at each level and percentages were then applied to landings for each level. For levels where data were missing, numbers by length bin were assigned by using percentages by size class from all fleets in that year.

2.1.1.6 Estimates of Commercial Landings Statistics

The NCDMF TTP is considered a census of North Carolina landings. Annual commercial landings of southern flounder ranged from a low of 566 mt in 2011 to a high of 2,213 mt in 1994 (Table 12). Landings declined overall since 1994 but were relatively stable since 2003. Landings in 2013 were the highest since 2009. Landings average 1,284 mt per year between 1994 and 2013. Three major gear types contribute 96% of the total southern flounder landings, on average,

per year. Gill nets average 60% of the total landings per year, followed by pound nets (32%) and gigs (4%). Gig landings increased over the years accounting for 9% of the total landings from 2011 to 2013. Landings from other gears, primarily from shrimp and crab trawls, decreased greatly since 1991 to make up a small fraction of the overall catch in recent years.

2.1.2 Commercial Discards

2.1.2.1 Survey Design and Methods

Program 466 (Sea Turtle Bycatch Monitoring), was designed to monitor bycatch in the gill net fishery, providing onboard observations characterizing effort, catch, and finfish bycatch by area and season. Additionally, this program monitors fisheries for protected species interactions. The onboard observer program requires the observer to ride onboard the commercial fishermen's vessel and record detailed gill net catch and discard information for all species encountered. Observers contact licensed commercial gill net fishermen throughout the state in order to coordinate observed fishing trips. Observers may also observe fishing trips from NCDMF vessels under Program 467, but these data were not used in this stock assessment.

2.1.2.2 Sampling Intensity

Fishing trips are observed throughout the year; however, most observed trips occur during the fall when landings were the greatest in areas with a history of sea turtle interactions.

2.1.2.3 Biological Sampling

Data recorded includes species, length, and fate (landed, live discard, or dead discard).

2.1.2.4 Potential Biases & Uncertainties

Program 466 began sampling statewide in May 2010. To provide optimal coverage throughout the state, management units were created to maintain proper coverage of the fisheries. Management units were delineated on the basis of four primary factors: similarity of fisheries and management; extent of known protected species interactions in commercial gill net fisheries; unit size; and the ability of the NCDMF to monitor fishing effort. Total effort for each management unit can vary annually based on fishery closures due to protected species interactions or other regulatory actions. Therefore, the number of trips and effort sampled each year by management unit varies both spatially and temporally.

P466 data does not span the entire time series for the assessment (no data are available for 1991–2000 and spatially limited data are available 2000-2003). Since 2004, observed trips were sparse for some seasons and management areas for several years despite widespread fishing effort. However, observations were likely adequate to determine whether discards in this fishery were a significant source of removals from the population. Observer data were collected throughout the Pamlico Sound since 2000 and outside the Pamlico Sound since 2004. Data from 2000 to 2003 were not included due to spatial limitations.

Southern flounder discard data were not available in sufficient quantities to estimate discards or post-release mortality from commercial pound net, gig or trawl fisheries. However, all of these fisheries are known to have discards of this species throughout the time-series.

2.1.2.5 Development of Estimates

A generalized linear model (GLM) framework was used to predict southern flounder discards by season in North Carolina's estuarine gill net fishery based on data collected during 2004 through 2013. Only those variables available in all data sources were considered as potential covariates in

the model. Available variables were year and season, which were treated as categorical variables in the model. Effort was measured as soak time (days) multiplied by net length (yards). Live and dead discards were modeled separately; attempts at modeling total discards (live plus dead together) resulted in convergence issues.

All available covariates were included in the initial model and assessed for significance using the appropriate statistical test. Non-significant covariates were removed using backwards selection to find the best-fitting predictive model. The offset term was included in the model to account for differences in fishing effort among observations (Crawley 2007; Zuur et al. 2009, 2012). Using effort as an offset term in the model assumes the number of southern flounder discards is proportional to fishing effort (A. Zuur, Highland Statistics Ltd., personal communication).).

A score test confirmed the discard data were significantly zero-inflated, so zero-inflated models appropriate for count data were considered. There are two types of models commonly used for count data that contain excess zeros. Those models are zero-altered (two-part or hurdle models) and zero-inflated (mixture) models (see Minami et al. 2007 and Zuur et al. 2009 for detailed information regarding the differences of these models). Minami et al. (2007) suggests that zero-inflated models may be more appropriate for catches of rarely encountered species; therefore, zero-inflated models were initially considered. However, the application of the zero-inflated models resulted in convergence problems for both the live and dead discards so zero-altered models were pursued.

Estimates of the total number of both live and dead discards were generated using the zero-inflated GLM. The total number of dead discards, separated by year and season, were multiplied by average weight of dead discards measured in Program 466, and the product was added to total landed catch. Most dead discards were unmarketable (i.e. decomposed or otherwise unsuitable for market sale), and the length distributions were more similar to landed catch than to live discards. Live discards were mostly regulatory discards (i.e. small fish below the legal size limit). The total number of live discards, separated the year and season, was multiplied by the discards mortality rate described in section 1.2.6 and Table 9 to generate an estimate of the total number of post-release discard mortalities in the gill-net fishery.

2.1.2.6 Estimates of Commercial Discard Statistics

The best-fitting GLM for the model of live discards was a zero-altered negative binomial model with year in the count part of the model and year and season in the zero-inflation part of the model. For the model of dead discards, a zero-altered Poisson provided the best fit with year and season in both parts of the model. Estimates of the total number of post-release discard mortalities are listed Table 13.

2.1.3 Recreational Fishery Monitoring (MRIP)

Information on commercial fisheries has long been collected by the NMFS. However, data on marine recreational fisheries were not collected in a systematic manner by NMFS on a continuing basis until 1979. The purpose of the NMFS Marine Recreational Information Program (MRIP) is to establish a reliable database for estimating the impact of marine recreational fishing on marine resources. A detailed overview of the program can be found online at http://www.st.nmfs.noaa.gov/recreational-fisheries/index.

2.1.3.1 Survey Design and Methods

Data collection consisted primarily of two complementary surveys: a telephone household survey and an angler-intercept survey, conducted throughout the time-series. In 2005, the MRIP began at-sea sampling of headboat (party boat) fishing trips. Data derived from the telephone survey were used to estimate the number of recreational fishing trips (effort) for each stratum. The intercept and at-sea headboat data are used to estimate catch-per-trip for each species encountered. The estimated number of angler trips was multiplied by the estimated average catch-per-trip to calculate an estimate of total catch for each survey stratum. The total number of angler intercepts and the number of angler intercepts encountering southern flounder in North Carolina are summarized in Table 12.

The MRIP estimates were divided into three catch types depending on availability for sampling. The MRIP classifies those fish brought to the dock in whole form, which were identified and measured by trained interviewers, as landings (Type A). Fish that were not in whole form (bait, filleted, released dead) when brought to the dock were classified as discards (Type B1), which are reported to the interviewer, but identified by the angler. Fish that were released dead during at-sea headboat sampling, which began in 2005, were also classified as Type B1 discards. The sum of Types A and B1 provided an estimate of total harvest for the recreational fishery. Anglers also reported fish that were released live (Type B2) to the interviewer. Releases of flounder were rarely recorded beyond the genus (*Paralichthys*) level in MRIP. Releases were not observed by interviewers and most recreational fishermen are not able to report flounder to the species level. In order to estimate the number of southern flounder released, the proportion of southern flounder estimated by MRIP as harvested (relative to other *Paralichthys* species) was applied to numbers of reported released flounder (*Paralichthys*) from the same Wave (1-6), Mode (type of fishing) and Area (inshore vs. ocean). Southern flounder observed as released alive during the at-sea headboat survey were also considered Type B2 catch. Seasonal post-release mortality rates of 0.07–0.11 (see section 1.2.6) were multiplied by Type B2 catches to generate estimates of discards that died after catch and release (Table 13).

2.1.3.2 Sampling Intensity

Creel clerks collect intercept data year-round (in two-month waves) by interviewing anglers completing fishing trips in one of four fishing modes (man-made structures, beaches, private boats, and for-hire vessels). Intercept sampling is separated by mode, area fished, and wave (two-month time period). Sites are chosen for interviewing by randomly selecting from the access sites that are weighted by estimates of expected fishing activity. The intent of the weighting procedure is to sample in a manner such that each angler trip has a representative probability of inclusion in the sample. Sampling is distributed among weekdays, weekends, and holidays. In North Carolina, strategies have been developed to distribute angler interviews in a manner to increase the likelihood of intercepting anglers landing species of management concern.

The telephone survey was carried out in two-week periods starting the last week of each two-month period of fishing activity (wave) and continuing into the first week of the following month. For example, for the March/April wave, households were called during the last week of April and the first week of May. Respondents were asked to recall on a trip-by-trip basis all marine recreational fishing trips made within their state during the 60 days prior to the interview. Telephone sampling effort was directed at households located in coastal counties. Coastal counties are classified in two ways in North Carolina. During January through April and November and December coastal counties are defined as any county within 50 miles of the coast.

From May through October, coastal counties are defined as any county within 100 miles of the coast.

2.1.3.3 Biological Sampling

The MRIP interviewers routinely sample fish of Type A catch that are encountered during the angler-intercept survey. Fish discarded during the at-sea headboat survey were also sampled. The headboat survey is the only source of biological data characterizing discarded catch that are collected by the MRIP. However, a negligible number of southern flounder are sampled in the at-sea headboat survey, so observed length frequencies from the estuarine gill net fishery were used to characterize all recreational discards. The sampled fish are weighed to the nearest five one-hundredth (0.05) of a kilogram or the nearest tenth (0.10) of a kilogram (depending on scale used) and measured to the nearest millimeter for the length. The numbers of southern flounder measured and length frequencies from the recreational fishery in North Carolina are summarized in Figure 7 and Figure 8 and Table 14.

2.1.3.4 Potential Biases & Uncertainties

The MRIP is the second iteration of the Marine Recreational Fisheries Statistics Survey (MRFSS). Recent concerns regarding the timeliness and accuracy of the MRFSS program prompted the NMFS to request a thorough review of the methods used to collect and analyze marine recreational fisheries data. The National Research Council (NRC) convened a committee to perform the review, which was completed in 2006 (NRC 2006). The review resulted in a number of recommendations for improving the effectiveness and use of sampling and estimation methods. In response to the recommendations, the NMFS initiated the MRIP,, a program designed to improve the quality and accuracy of marine recreational fisheries data. The MRIP sampling design was implemented, replacing MRFSS in 2013. The objective of the MRIP program is to provide timely and accurate estimates of marine recreational fisheries catch and effort and provide reliable data to support stock assessment and fisheries management decisions. The program will be reviewed periodically and undergo modifications as needed to address changing management needs.

Uncertainty about the *Paralichthys* species ratio in the discards is cause for concern, especially due to the high number of estimated discards in this fishery. Although the methods used in this assessment to estimate recreational hook and line discards are justifiable given the available data, the implicit assumption that the species ratio of harvested flounder is the same as discarded species ratio may be inaccurate. NCDMF Independent Gill Net Survey (IGNS) data from inshore North Carolina waters indicate much smaller proportions of the two congener species of *Paralichthys* (*P. dentatus* and *P. albigutta*) are above the current recreational size limit compared to southern flounder. If this holds true for the recreational fishery when Wave, Mode and Area are considered, it could lead to an overestimation of discards since the harvest flounder species ratio is used for discards.

Use of the observed discard length frequencies from the estuarine gill-net fishery to characterize recreational discards assumes that the discards have similar length frequencies. However, commercial and recreational fisheries have often had different size limits. Also, gill nets used to target flounder are designed to primarily catch fish near or over the size limit whereas recreational fisheries are more likely to catch fish well below the size limits. Finally, estuarine gill nets do not operate in ocean waters and because southern flounder in the ocean are typically larger than inshore it is unlikely that estuarine gill net catches could characterize inshore and

ocean discards equally well. However, these are the only available discard length data to use for this purpose.

Although it is possible for the MRIP survey to encounter fishermen using RCGL gear, in reality this does not occur. Because there is no existing survey of RCGL harvest (the NCDMF survey was 2002-2008), that portion of harvest is not included in the recreational estimates. However, based on the historical survey, the harvest makes up a low and declining portion of the overall recreational harvest.

2.1.3.5 Development of Estimates

The methods for estimating recreational catch were modified in 2011 to eliminate bias while improving precision. The new MRIP method for producing estimates has been in place since 2012, replacing the previous MRFSS method. Taking advantage of the new methodology, NOAA analysts produced new estimates of catch from 2004 through 2011. In March 2012, a MRFSS/MRIP calibration workshop was held and the panel recommended that stock assessments use estimates calculated using the MRIP methodology. A follow-up workshop further recommended that estimates for years prior to 2004, ,years for which the data do not allow application of the MRIP methodology, ,should be calibrated to the MRIP estimates using a ratio of means estimator (Salz et al. 2012). The ratio of means estimator was applied to recreational fishery statistics prior to 2004 to estimate annual recreational hook and line harvest (Table 12).

Recreational Gig Fishery Mail Survey

2.1.3.6 Survey Design and Methods

The MRIP survey does not frequently intercept recreational gig fishermen; therefore, it was necessary to separately estimate recreational gig harvest and add estimates of gig catches to MRIP estimates of recreational inshore harvest. The recreational flounder gigging mail survey was designed to estimate the number of trips taken and flounder kept and discarded statewide. Only those who purchased CRFL licenses through a NC state office or online and at that time indicated that they were likely to participate in the recreational gig fishery were included in the survey. Randomly selected license holders were stratified by a combination of region of residence and license duration. License holders living in counties within 100 miles of the North Carolina coast are assigned to the coastal region and all others are assigned as non-coastal. License duration is divided into four groups: grandfathered lifetime licenses, lifetime CRFLs, annual CRFLs, and 10-day CRFLs. Both variables are combined to create eight exhaustive and mutually exclusive categories.

2.1.3.7 Sampling Intensity

Between the months of July 1, 2010 through May 31, 2011 and August 1, 2013 through present, surveying was conducted every two months. During the interim, reporting was conducted monthly.

2.1.3.8 Biological Sampling

As the survey was by mail, biological sampling did not occur. Length frequency data were not included for recreational gigs and were assumed to mirror recreational hook-and-line length frequencies developed from MRIP.

2.1.3.9 Potential Biases and Uncertainties

The species of flounder is not reported in the mail survey and may include a small fraction of other paralichthid flounders. Watterson (2003) found that a very high percentage of the gigged fish were southern flounder but some were Gulf or summer flounder (*P. albigutta* or *P. dentatus*). Only those who purchased a CRFL are part of the sampling design, so the survey does not likely doesn't capture all potential recreational gig fishermen in the sampling universe.since many CRFLs are purchased at other locations (e.g. retail stores). Only license holders who indicate they are likely to participate in this fishery are surveyed; however, some may purposely indicate they are not participants when they actually are, while others may decide to start or stop participating during the year they have the license. Recall bias (incorrect reporting due to memory) is a known factor in mail or phone surveys. Prestige bias (inflating catch) is also a known factor in mail or phone surveys. Responders may also intentionally under report catch if they exceeded bag limits or are concerned about potential new regulations resulting from the survey results.

2.1.3.10 Development of Estimates

July 2010–December 2013

Estimates of recreational gig catches for the end of the time series (July 2010–December 2013) were available from the mail survey. Data included four pieces of information: a list of those license holders selected to be in the survey, a table with contact information (updated addresses and emails), a table related to trip data, and a table for catch data. Outliers were evaluated for number of trips, fish kept, and fish discarded during the time period. A weighting system was implemented to account for a mail survey response rate of less than 100%. Weights assigned to each respondent were the inverse of the sampling probability. Weights were applied to the reported values prior to collapsing the data by strata and calculating estimates. Survey periods were collapsed into waves and reviewed by strata. Outliers were values reported at more than three times the standard deviation above the mean. Responses deemed as outliers were removed from further analysis.

Data used to estimate catch and effort included the number of gig fishermen, the mean number of trips per fisherman, and the mean number of fish gigged. The number of license holders participating in flounder gigging during the survey period was estimated by multiplying the proportion of license holders who responded positively to the participation survey by the number of valid licenses. Level of participation was then estimated by dividing the number of respondents reporting at least one gigging trip by the total number of respondents. Finally, the estimated number of gig fishermen participating during the survey period was the product of the estimated number of potential flounder giggers by the calculated level of participation.

To estimate the total number of gigging trips taken by all license holders during the survey period, first the mean number of trips per license holder was calculated by dividing the sum of all trips reported by all respondents by the number of respondents. Estimated effort was the product of the estimated number of giggers participating and the mean trip per license holder.

To estimate the total number of a species kept by all license holders during the survey period, the mean number of fish gigged per license holder was calculated by dividing the sum of fish gigged reported by all respondents by the number of respondents. Estimated catch was the product of the estimated number of fishermen participating and the mean fish gigged per fisherman.

Discard estimates from the recreational gig mail survey were not used in the assessment due to the very high error associated with these estimates. There was a high degree of uncertainty about an appropriate methodology for estimating gig discards prior to 2010 (before the mail survey began). Although discards could not be estimated, it is likely that there were relatively large numbers of discards in the recreational gig fishery and post-release mortality is assumed to be 100%.

Harvest for all fisheries was included as weight (mt) in the assessment model. Fish weights and lengths could not be reported in the mail survey, therefore proxy data were used to convert the estimated number of fish gigged to estimated weight. The only available weight and length data for the recreational gig fishery were collected as part of the NCDMF 2001–2002 gig survey (Watterson 2003). These data were used to get an average weight for fish 15 inches and above during 2001–2002. This average weight was applied to the harvest numbers from the mail survey to estimate harvest weights by year and season in 2010–2013.

January 1991–June 2010

Two different weighted harvest ratios were used to estimate the weight of southern flounder harvested by recreational gigging prior to June 2010,. The estimated harvest weight from the mail survey (as described earlier in this section) was then used to calculate the ratio of recreationally gigged flounder to the harvest weight of the commercial gig fishery (NCDMF trip ticket data) and the recreational hook and line fishery (MRIP data) for July 2010–2013. Each ratio was applied to the respective harvest estimates for MRIP and commercial gigging in January 1991–June 2010 to provide two estimates of recreational gig harvest. The two ratio estimates were averaged to produce the estimates of recreational gig harvest for this time period (Table 15). The use of an average of two ratio estimators reduced potential bias. MRIP estimates were derived from a different gear (hook and line) while commercial gig catches were not constrained by bag limits and had different size limits than the recreational sector at times.

2.2 Fisheries-Independent

2.2.1 Estuarine Trawl Survey (Program 120)

2.2.1.1 Survey Design and Methods

In 1971, the NCDMF initiated a statewide Estuarine Trawl Survey, also known as Program 120. The initial objectives of the survey were to identify the primary nursery areas and produce annual recruitment indices for economically important species. Other objectives included monitoring species distribution by season and by area and providing data for evaluation of environmental impact projects. The survey follows a fixed design.

The survey samples shallow-water areas south of the Albemarle Sound system (Figure 9). Major gear changes and standardization in sampling occurred in 1978 and 1989. In 1978, tow- times were set at one minute during the daylight hours. In 1989, an analysis was conducted to determine a more efficient sampling time frame for developing juvenile abundance indices with acceptable precision levels for the target species. A fixed set of 105 core stations was identified and sampling was to be conducted in May and June only, except for July sampling for weakfish (dropped in 1998), and only the 10.5-ft headrope, ¼-inch bar mesh trawl would be used.

A 10.5-ft otter trawl with ¼-inch bar mesh body netting of 210/6 size twine and a tailbag mesh of 1/8-inch Delta-style knotless nylon with a 150-mesh circumference and 450-mesh length is used

to sample fish populations. The gear is towed for one minute during daylight hours during similar tidal stages and covers 75 yards.

Environmental data are recorded, including temperature, salinity, dissolved oxygen, wind speed, and direction. Additional habitat fields were added in 2008.

2.2.1.2 Sampling Intensity

A fixed set of 105 core stations was sampled each May and June (Figure 11).

2.2.1.3 Biological Sampling

All species taken are sorted, identified, and a total number is recorded for each species. For target species, a subset of at least 30-60 individuals is measured for total length. Environmental data is collected, including salinity, dissolved oxygen, temperature, wind speed and direction.

2.2.1.4 Potential Biases & Uncertainties

Indices based on fixed-design surveys such as Program 120 may not accurately reflect changes in population abundance (Warren 1994, 1995). Accuracy of estimates is tied to the degree of spatial persistence of the stock. An evaluation of the southern flounder data collected from Program 120 indicated strong spatial persistence for southern flounder.

While southern flounder is a target species, this survey was not specifically designed to target southern flounder. Sampling for the survey largely occurs in designated primary nursery areas and does not sample deeper more open waters of the state and may exclude some habitats used by juvenile southern flounder. Sampling is limited to the months of May and June and may not capture the peak recruitment period in some years.

2.2.1.5 Development of Estimates

Program 120 data were used to develop an index of age-0 relative abundance for southern flounder. To provide the most relevant index, data were limited to those collected during May and June from the core stations when the majority of age-0 southern flounder were found to occur in the survey, and all southern flounder 10 cm or less were considered age-0. A generalized linear model (GLM) framework was used to develop the index and compute associated standard errors. Potential covariates were evaluated for collinearity by calculating variance inflation factors, applying a correlation analysis, or both. Collinearity exists when there is correlation between covariates and its presence causes inflated p-values. All available covariates were included in the initial model and assessed for significance using likelihood ratio statistics. Non-significant covariates were removed using backwards selection to find the best-fitting predictive model for each species. AIC (Akaike 1974) was used to confirm the choice of the final model. The model chi-square statistic was calculated for the best-fitting model to determine if the overall model was statistically significant.

2.2.1.6 Estimates of Program 120 Survey Statistics

The best-fitting GLM for the Program 120 index of age-0 abundance for southern flounder included year, region, sediment size, depth, bottom temperature, and bottom salinity as significant covariates. The resulting index varied without trend over the time series (Figure 10).

2.2.2 Striped Bass Independent Gill-Net Survey (Program 135)

2.2.2.1 Survey Design and Methods

In October 1990, the NCDMF initiated the Striped Bass Independent Gill Net Survey, also known as Program 135. The survey was designed to monitor the striped bass population in the Albemarle Sound and Roanoke River.

The survey follows a random stratified design, stratified by geographic area. This survey divides the water bodies comprising the Albemarle region into six sample zones that are further subdivided into one-mile square quadrants with an average of 22 quadrants per zone (Figure 11). The survey gear is a multi-mesh monofilament gill net. Four gangs of twelve meshes (2.5-, 3-, 3.5-, 4-, 4.5-, 5-, 5.5-, 6-, 6.5-, 7-, 8-, 10-inch stretch) of gill nets are set in each quadrant by the fishing crew, one two-gang set is weighted to fish at the bottom (sink net), and the other is floating unless the area is unsuitable for gill net sampling (marked waterways and areas with excessive submerged obstructions). Alternate zones and quadrants are randomly selected in the event that the primary selection cannot be fished. A fishing day is defined as the two crews fishing the described full complement of nets for that segment for one day. One unit of effort is defined as each 40-yard net fished for 24 hours.

2.2.2.2 Sampling Intensity

The sampling year is divided into three segments: fall-winter, spring, and summer. Summer sampling was discontinued in 1993. The areas fished, sampling frequency, and sampling effort are altered seasonally to sample the various segments of the striped bass population.

2.2.2.3 Biological Sampling

All striped bass are measured and additional data are recorded while other species collected are counted and subsampled for length, age, and sex information.

2.2.2.4 Potential Biases & Uncertainties

Program 135 is specifically designed to target striped bass. However, southern flounder are counted and subsampled for length (mm) when collected.

2.2.2.5 Development of Estimates

Due to spatially limited sampling during the spring segment and variable methods, data was limited to those samples collected from the fall-winter segment (November to December). The GLM method described previously (see section 2.2.1.5) was used to calculate the index and associated standard errors.

2.2.2.6 Estimates of Program 135 Survey Statistics

The best-fitting GLM for the Program 135 index included year and surface temperature as significant covariates. The index was variable across time, showing a decline in the initial part of the time series (

Figure 12).

2.2.3 Pamlico Sound Survey (Program 195)

2.2.3.1 Survey Design and Methods

Program 195 was instituted in March 1987 to provide a long-term, fishery-independent database for the waters of the Pamlico Sound, eastern Albemarle Sound, and the lower Neuse and Pamlico

rivers. The survey follows a stratified random design. Data collected from the survey have been used to calculate juvenile abundance indices and estimate population parameters for interstate and statewide stock assessments of recreationally and commercially important fish stocks.

The survey samples 52–54 randomly selected stations based on a grid system (one-minute by one-minute grid system equivalent to one square nautical mile) during the months of June and September.. Sampling is stratified by depth and geographic area. Shallow water is considered water between 6 to 12 feet in depth and deep water is considered water greater than 12 feet in depth. The seven designated strata are: Neuse River; Pamlico River; Pungo River; Pamlico Sound east of Bluff Shoal, shallow and deep; and Pamlico Sound west of Bluff Shoal, shallow and deep. As of March 1989, the randomly selected stations have been optimally allocated among the strata based upon all the previous sampling in order to provide the most accurate abundance estimates (PSE < 20) for selected species. A minimum of three stations (replicates) are maintained in each strata. A minimum of 104 stations are sampled each year to ensure maximum spatial coverage. Sampling now occurs only in the Pamlico Sound and associated rivers and bays (Figure 13).

Sampling is conducted aboard the R/V *Carolina Coast*, equipped with double-rigged demersal mongoose trawls. The R/V *Carolina Coast* is a 44-ft fiberglass hulled double-rigged trawler. The trawl consists of a body made of #9 twine with 47.6-mm stretch mesh, a codend of #30 twine with 38.1-mm stretch mesh, and a 3.05-m tailbag. A 36.6-m three-lead bridle is attached to each of a pair of wooden chain doors that measure 1.22 m by 0.610 m and a tongue centered on the headrope. A 4.76-mm thick, 9.26-m tickler chain is connected to the door next to the 10.4-m footrope. Tow duration is 20 minutes at 2.5 knots.

2.2.3.2 Sampling Intensity

The sampling season and number of strata sampled have undergone some changes since the survey's inception. In 1990, December sampling was stopped, all Albemarle Sound strata and sampling in December were eliminated and the Pungo River stratum was added. In 1991, March sampling was eliminated. Sampling now occurs only in Pamlico Sound and the Pamlico, Pungo, and Neuse rivers and bays during June and September. Time delays also occurred in some years. In 1999, samples were collected during the month of July and the end of September and October because vessel repairs and hurricanes prevented following the normal schedule. In September 2003, Hurricane Isabel caused a delay and sampling was completed during two days in October.

2.2.3.3 Biological Sampling

Environmental and habitat data are recorded during the haul back of each trawl. Parameters measured include: weather description, light phase, surface and bottom temperature (°C), surface and bottom salinity (ppt), surface and bottom dissolved oxygen (DO; mg/L), start time, secchi depth (cm; added 2008), sediment size, wind speed (knots), wind direction, precipitation, start and end latitude, and start and end longitude.

The entire catch is sorted by species; each species is enumerated and a total weight is taken for each species. Individuals of each target species are measured. If present in large numbers, a sub-sample of 30–60 individuals of each target species is measured and a total weight of the measured individuals for each species is taken. If not on the target species list, the species is enumerated and a total weight taken. Southern flounder are on the target species list and measured to the nearest millimeter total length and an aggregate weight of all individuals is taken to the nearest 0.1 kg.

2.2.3.4 Potential Biases & Uncertainties

Although southern flounder are a target species this survey was not specifically designed to target southern flounder. Sampling is limited to the months of June and September and may not capture the peak recruitment period in some years. Sampling for the survey occurs in deeper estuarine waters and may exclude some habitats used by juvenile southern flounder.

2.2.3.5 Development of Estimates

An index of relative abundance of age-0 southern flounder and associated standard errors were calculated using the GLM approach previously described (see section 2.2.1.5). In order to provide the most relevant index, data were limited to those collected during September, when age-0 southern flounder are most prevalent in the survey, and all southern flounder 23 cm or less were considered age-0.

2.2.3.6 Estimates of Program 195 Survey Statistics

The best-fitting GLM for the Program 195 index of age-0 southern flounder abundance included year, depth, bottom temperature, and bottom salinity as significant covariates. The index varied without trend over the time series (Figure 14).

2.2.4 Fisheries-Independent Gill Net Survey (Program 915)

2.2.4.1 Survey Design and Methods

Program 915 began on March 1, 2001 with coverage of Pamlico Sound (Figure 15). In July 2003, sampling was expanded to include the Neuse, Pamlico, and Pungo rivers (Figure 16 and Figure 17). Additional areas in the Southern District were added in April 2008.

Floating gill nets are used to sample shallow strata while sink gill nets are fished in deep strata. Each net gang consists of 30-yard segments of 3-, 3.5-, 4-, 4.5-, 5-, 5.5-, 6-, and 6.5-inch stretched mesh, for a total of 240 yards of nets combined. Catches from an array of gill nets comprise a single sample; two samples (one shallow, one deep) totaling 480 yards of gill net are completed each trip. Gill nets are typically deployed within an hour of sunset and fished the following morning. Efforts are made to keep all soak times within 12 hours. All gill nets are constructed with a hanging ratio of 2:1. Nets constructed for shallow strata have a vertical height between 6 and 7 feet. Prior to 2005, nets constructed for deep and shallow strata were made with the same configurations. Beginning in 2005, all deep water nets were constructed with a vertical height of approximately 10 feet. With this configuration, all gill nets were floating and fished the entire water column.

A stratified random sampling design is used, based on area and water depth. Each region is overlaid with a one-minute by one-minute grid system (equivalent to one square nautical mile) and delineated into shallow (<6 feet) and deep (>6 feet) strata using bathymetric data from NOAA navigational charts and field observations. Beginning in 2005, deep sets have been made along the 6-foot contour. Sampling in Pamlico Sound is divided into two regions: Region 1, which includes areas of eastern Pamlico Sound adjacent to the Outer Banks from southern Roanoke Island to the northern end of Portsmouth Island; and Region 2, which includes Hyde County bays from Stumpy Point Bay to Abel's Bay and adjacent areas of western Pamlico Sound. Each of the two regions is further segregated into four similar sized areas to ensure that samples are evenly distributed throughout each region. These are denoted by either Hyde or Dare and numbers 1 through 4. The Hyde areas are numbered south to north, while the Dare areas are numbered north to south. The rivers are divided into four areas in the Neuse River (Upper,

Upper-Middle, Lower-Middle, and Lower), three areas in the Pamlico River (Upper, Middle, and Lower), and one area for the Pungo River. In 2005, the upper Neuse area was reduced to avoid damage to gear from obstructions, and the lower Neuse was expanded to increase coverage in the downstream area. The Pungo area was expanded to include a greater number of upstream sites where a more representative catch of striped bass may be acquired.

2.2.4.2 Sampling Intensity

Initially, sampling occurred during all 12 months of the year. In 2002, sampling during December 15 to February 14 was eliminated due to extremely low catches and unsafe working conditions. Sampling in the Pamlico, Pungo, and Neuse rivers did not begin until July 2003. Each of the sampling areas within each region is sampled twice a month. Within a month, a total of 32 samples are completed (eight areas × twice a month × two samples) in the river systems and Pamlico Sound, respectively.

2.2.4.3 Biological Sampling

All fish are sorted by species. A count and a total weight to the nearest 0.01 kg, including damaged (partially eaten or decayed) specimens, are recorded. Length, age, and reproductive samples are taken from selected target species, including southern flounder. Samples are processed according to the ageing project protocols. The sex of all aged fish is also recorded.

2.2.4.4 Potential Biases & Uncertainties

Southern flounder are a primary target species in Program 915 and the species is one of the most abundant encountered. Sample seasons and areas correspond with much of the core habitat used by sub-adult and adult southern flounder within the estuary. The sampling effort is designed to gather data on fishes using the estuarine habitats but does not take into account the nearshore and offshore populations. Because southern flounder migrate offshore to spawn in the fall, the segment of the population that remains in the ocean or migrates to other regions will be underrepresented in the survey. The survey does not sample all habitats within the estuary. Many of the shallow creeks and tributaries off the main river stems and a large portion of the deep water habitat in the open sound are not sampled. Sampling also does not occur in Albemarle Sound or estuarine areas from Core Sound to New River. These habitats are frequently used by southern flounder at various life stages and used by fisheries (NCDMF, unpublished data). Although sampling of the southern district from New River to the Cape Fear River began in 2008, the data were not included in this stock assessment due to the short time-series. While the range of gill-net mesh sizes used in this survey select for a wide range of southern flounder sizes, some of the smallest and largest sizes are likely not fully selected to the gear.

Sample design over the time period has been largely consistent. Some minor adjustments have been made, mainly aimed at reducing potential for interactions with sea turtles. Beginning in 2005, some deep water grids were dropped in Pamlico Sound, reducing possible sample locations to some extent. There was however, no reduction in sample frequency. In 2011, one areaof eastern Pamlico Sound was dropped for a three month period from June through August due to a history of sea turtle interactions. This change results in the loss of 16 samples per year. Analysis indicates that this modification had very minimal impact on CPUE and variance for southern flounder.

2.2.4.5 Development of Estimates

An index of relative abundance and associated standard errors were developed using the GLM approach described previously (see section 2.2.1.5) using data from 2003–2013. The index was based on data collected from July through September from shallow water samples to provide the most appropriate index. Data from the southern district was not used due to the short time-series; only data from the Pamlico Sound and Pamlico, Pungo, and Neuse rivers was used in the assessment.

2.2.4.6 Estimates of Program 915 Survey Statistics

The best-fitting GLM for the Program 915 index included year, depth, bottom salinity, and wind speed as significant covariates. The index varied over the time series and no overall trend was apparent (Figure 18).

2.3 Evaluation of Observed Data

2.3.1 Analyses

The Mann-Kendall test was performed to evaluate temporal trends in the indices. The Mann-Kendall test is a non-parametric test for monotonic trend in time-ordered data (Gilbert 1987). The test was applied to each of the four fisheries-independent survey indices ($\alpha = 0.025$). Correlation analyses, both Pearson's and Spearman's rank, were also applied to the four fisheries-independent surveys. The Program 120 and Program 195 age-0 indices were lagged by one year for these analyses.

2.3.2 Results

The results of Mann-Kendall test showed no detectable trends in relative abundance over the respective time series (Table 16). The correlation analysis revealed only one significant correlation among the various pairs of indices compared (Table 17Table 17); the unlagged Program 195 age-0 index of relative abundance was significantly and positively correlated with the Program 135 index. No other significant correlations were detected.

3 ASSESSMENT

3.1 Overview

3.1.1 Scope

The stock unit was defined as all southern flounder occurring within North Carolina coastal waters.

3.1.2 Current vs. Previous Method

Several major changes were made to the configuration of the current stock assessment compared to the previous stock assessment (Takade-Heumacher and Batsavage 2009), including parameters, statistical software program, and data. Changes were made after thorough review of available data and current southern flounder research, consideration of alternate assessment models, and careful deliberation by the Southern Flounder Plan Development Team.

1. The current assessment model includes both males and females, due to difficulty in separating data by sex in the survey data; the previous assessment was female-only.

2. Southern flounder size- and age-at-maturation has been updated since the previous assessment (see section 1.2.5). Estimated maturity has shifted to larger and older female southern flounder, compared to the previous stock assessment.

3. Natural mortality was estimated at a single age, age-1, by averaging six life history methods (see section 1.2.6), resulting in a value of 0.36 for females and 0.45 for males. Stock Synthesis then scaled a Lorenzen (2005) age-specific natural mortality model to the age-1 values. The 2005 southern flounder stock assessment used an age-constant natural mortality value of 0.404 (Grist 2004), and the 2009 southern flounder stock assessment used an age-specific natural mortality with an age-1 value of 0.57.

4. Length data were considered a better representation of the demographics of the catch than age data due to greater sample sizes and a more consistent sampling protocol. Thus, the current stock assessment fit length-based selectivity models, rather than age-based as was done in the previous stock assessment.

5. Stock Synthesis was selected as the statistical software to fit the statistical catch-at-age model. The previous assessment made use of the Age Structured Assessment Program (ASAP). Stock Synthesis was selected for the current stock assessment because it is capable of fitting length-based selectivity models and it accounts for greater uncertainty in the data compared to ASAP (e.g. uncertainty in growth).

6. Fishery-dependent indices of relative stock abundance can be biased by changes in fishing power (Maunder et al. 2004), catchability, regulations, and other factors over time. Furthermore, in order for an index to be proportional to population abundance, as is assumed by the base model in this assessment, effort must be random with respect to the distribution of the population, and this is often not the case for fisheries-dependent data. For these reasons, only fishery-independent indices of relative stock abundance were developed for the current assessment. The previous stock assessment used both a commercial and recreational fishery-dependent index of abundance.

7. The Beaufort Bridgenet Survey was not used as a fishery-independent index of juvenile abundance. The PDT expressed concerns over the lack of spatial replication, and the National Marine Fisheries Service had not completed ongoing revisions to the Beaufort Bridgenet data at the time of this stock assessment.

8. The Stock Synthesis model was given the flexibility to fit either domed or asymptotic selectivity patterns for all inshore southern flounder fisheries (see section 3.2.3.3). The previous assessment assumed a domed-shaped selectivity pattern for only inshore commercial gill nets and that larger fish were fully selected to other fisheries (asymptotic selectivity). Model flexibility to estimate declining, domed selectivity at larger sizes accounted for size-dependent maturation and spawning emigration from inshore waters, as this migration could result in declining availability to inshore fisheries.

9. To account for recent evidence that indicates significant mixing of the southern flounder stock along the U.S. East Coast, from Florida to North Carolina, no relationship between spawners and recruitment was assumed in the current assessment (see section 3.2.3.7). The previous assessment assumed a Beverton-Holt spawner-recruit relationship, with a high, fixed steepness (h = 0.9), which in contrast to the current assessment's spawner-recruit model predicts poor recruitment when spawners are at low levels.

10. Tagging evidence suggests that up to 15% of fish may emigrate from North Carolina waters (Monaghan 1996; Craig and Rice 2008; Smith et al. 2009), and these emigrants are likely to be spawners migrating for reproduction. To account for possible emigration losses from the spawning stock and due to uncertainty about abundance in portions of the stock outside North Carolina waters, inferences from the current stock assessment model focused on the potential for production of spawners based on maturity, growth, mortality patterns, and spawning potential ratio (*SPR*; Goodyear 1993), rather than estimates of spawning stock biomass. This change in inference relies less on accurate estimates of the numbers of females at older ages, cohorts for which the current assessment has little information and high uncertainty. Since estimates of spawning stock biomass were considered unreliable and not necessarily proportional to stock sustainability and recruitment, only *SPR* values were reported, spawning stock biomass estimates were not.
11. Fishing mortality was reported as a numbers-weighted average, averaged over ages-1 to -3, rather than averaged over fully-selected ages as in the 2009 stock assessment. Since numbers-weighted *F*s were averaged over ages that were not fully selected, *F* estimates and benchmark values reported in this stock assessment were lower than if they had been averaged over fully selected ages as in the last stock assessment. Numbers-weighted *F* values were considered a better representation of the fishing mortality experienced by an average fish in the southern flounder stock; however, this calculation did not affect the underlying population dynamics of the stock assessment model.

3.2 Stock Synthesis

3.2.1 Description

The southern flounder assessment is based on a forward-projecting length-structured statistical catch-at-age model. A two-sex model was assumed. The stock was modeled using Stock Synthesis text version 3.24f (Methot 2000, 2012; NFT 2011; Methot and Wetzel 2013). Stock Synthesis was also used to calculate reference points. The Stock Synthesis model can incorporate information from multiple fisheries, multiple surveys, and a variety of biological data. The structure of the model allows for a wide range of model complexity depending upon the data available. The strength of the synthesis approach is that it explicitly models both the dynamics of the population and the processes by which one observes the population and its fisheries. That is, the comparison between the model and the data is kept close to the natural basis of the observations, instead of manipulating the observations into the format of a simpler model. This approach yields a more accurate estimate of uncertainty in model estimates compared to other catch-at-age modeling approaches. Another important advantage is that the Stock Synthesis model can allow for (and estimate) selectivity patterns for each fishing fleet and survey and selectivity patterns can vary over time. Please refer to the model documentation for details on model assumptions and equations (see Methot 2000, 2012; Methot and Wetzel 2013). All Stock Synthesis files for the base model run are included in the Appendix.

3.2.2 Dimensions

The time period modeled was 1991 through 2013. A seasonal model was used in which each year was divided into two seasons: January–June and July–December. The relatively fast growth of southern flounder necessitated the use of temporal separation, because length at age was expected to be significantly different between the two seasonal periods.

3.2.3 Structure / Configuration

3.2.3.1 Catch

The model incorporated five fishing fleets: commercial gill net, commercial pound net, all other commercial fisheries, recreational inshore, and recreational ocean. Only inshore landings of southern flounder were considered for commercial fleets.

3.2.3.2 Survey Indices

Two fisheries-independent indices of age-0 relative abundance were used; these were developed from the Program 120 and Program 195 surveys. Additionally, general indices of abundance based on Programs 135 and 915 were also input into the model.

3.2.3.3 Selectivity

The Stock Synthesis model was given the flexibility to fit either domed or asymptotic selectivity patterns for all inshore southern flounder fisheries and surveys by specifying the double normal distribution. Fishery selectivity is the product of the presence of fish where fishery gears are used (determined by fish and fisher behavior) and the ability of gear to catch fish given that they are present. Offshore spawning migration, the possibility of adult emigration to more southern states (see section 1.2.2), and evidence that some southern flounder may remain in marine waters for a period of several years after spawning (Taylor et al. 2008) each suggested southern flounder become less available to inshore fisheries as they age, grow, and reach sexual maturation, consistent with declining (domed-shaped) selectivity for larger fish. In contrast, larger fish were assumed to be fully (asymptotically) selected to the ocean recreational fishery, following the logic that fish moving offshore for spawning were vulnerable to ocean harvest.

Models with two selectivity groupings were compared using Akaike Information Criteria (AIC; Akaike 1974), five-selectivity models (all five fishery fleets with separate selectivity models) and three-selectivity models (all commercial fishery fleets with the same selectivity model and each recreational fleet with a separate selectivity model). Incorporating fewer selectivity models requires the estimation of fewer model parameters and can improve model precision. Using a 'definitive' value of $\Delta AIC = 500$ to compare models (Punt et al. 2014); the model with three selectivity models was selected for the base run of the Stock Synthesis model.

3.2.3.4 Length Composition

Length frequency data derived from commercial and recreational catch and discard samples (see sections 2.1.1.3, 2.1.2.3 and 2.1.3.3) were developed for each year, season, and fishery. Data were summarized by 2-cm bins from 8 to 84 cm total length. As southern flounder must be dissected to assess sex, gender data were not matched to all length data sampled from catches and discards, and length data were entered as sex-aggregated.

3.2.3.5 Age and Sex Ratio Data

Conditional age and sex ratio data were entered for each fishery and survey; however, age data were not used to fit selectivity models. Stock Synthesis calculates sex ratios internally based on sex ratio data and age-specific natural mortality (Figure 19).

3.2.3.6 Biological Parameters

All biological parameters were assumed to be sex-specific.

Natural Mortality

The Stock Synthesis model allows for several options regarding natural mortality. An age-specific Lorenzen (2005) model of natural mortality, scaled to externally-estimated age-1 natural mortalities, was selected for the southern flounder stock assessment (see section 1.2.6).

Growth

Stock Synthesis requires growth model estimates and an empirical estimate of size a reference age (age-1). von Bertalanffy age-length growth parameters, asymptotic length L_∞ and Brody growth coefficient K, were set to the externally estimated values described in section 1.2.4 and Table 5. The Stock Synthesis growth model uses K and L_∞ from the von Bertalanffy model and an empirical estimate of length at age; von Bertallanffy growth parameter t_0 is not used by Stock Synthesis, so t_0 estimates are not relevant to this assessment and thus not presented. Average length at age-1 and coefficient of variation were estimated from Program 930 data.

Maturity and Reproduction

The length logistic maturity option was selected for defining female maturity. The maturity parameters were fixed in the model at the externally estimated values described in section 1.2.5. Reproduction was assumed to occur on January 1 each year.

3.2.3.7 Stock-Recruitment

As data from two recent publications (Midway et al. 2014; Wang et al. in press) indicated significant mixing of the southern flounder population from North Carolina to Florida, the *a priori* decision was made to not estimate a stock-recruitment relationship for southern flounder. Instead, annual recruitment values were estimated as deviations from a mean level of recruitment, independent of stock size and spawner biomass. In effect, this relaxed the assumption of population closure in the statistical catch-at-age model; conceptually, this meant that recruitment of southern flounder in North Carolina could be generated elsewhere.

3.2.3.8 Initial Conditions

Non-equilibrium conditions were assumed for the initial age structure.

3.2.4 Optimization

The objective function for the base model included likelihood contributions from the landings, discards, survey indices, length compositions, age data, sex ratio (entered as sex disaggregated length at age), and initial equilibrium catch. The total likelihood is the weighted sum of the individual components. All likelihood components were given equal weight in the base model (assigned a λ weight of 1.0).

No prior assumptions were made regarding the estimated parameters (i.e., no priors were used); however, bounds were established on all parameters to prevent estimation of unrealistic parameter values and convergence problems.

3.2.5 Diagnostics

Standardized residuals provide an indication of how well the data fit the model. Standardized residuals were calculated for the fishery-independent indices and all length compositions. In a perfectly fit model, the standardized residuals are normally distributed with a mean of 0 and standard deviation of 1. Normal quantile plots (Q-Q plots) and distribution tests were applied to

the survey index residuals to determine whether the standardized residuals were normally distributed.

3.2.6 Uncertainty & Sensitivity Analyses

In the base model, each component of the likelihood function was given an emphasis, or weight λ of one. The contribution of a data source can be manipulated by changing this value (i.e. λ = 0.0001). The base model was compared to a series of models with down-weighted data in order to explore model uncertainty related to different sources of information. Estimates of fishing mortality, recruitment, and total biomass were compared in the sensitivity analyses. The contribution of each fishery-independent survey and fishery was examined by reducing the λ of all inputs (index, length compositions, age data, sex ratio, catch, and discards) derived from the particular survey or fishery. The overall contribution of each category of data (equilibrium catch, length, age, landings, and discards) was also explored by down-weighting each category of data, regardless of source (survey or fishery).

Model sensitivity to natural mortality estimates was also assessed in a sensitivity framework. Model sensitivity to the assumption of closure of the adult population was explored by increasing age-2+ M by 0.15 to account for permanent emigration (loss from the NC stock, the equivalent of a natural mortality). This rate was the average proportion of NC-tagged southern flounder that were captured in other states, an approximate estimate of emigration rate. A final sensitivity analysis compared models using +/- 10% of the natural mortality used in the base model. Finally, a retrospective analysis was run to examine the consistency of estimates over time. This type of analysis gives an indication of how much recent data have changed our perspective of the past (Harley and Maunder 2003).

3.2.7 Results

Estimates of numbers-weighted (over ages 1–3) instantaneous rates of total fishing mortality (*F*) ranged from a high of 1.1 in 1992 to a low of 0.38 in 2011, showing a general pattern of decline from 1991 to 2013 (Figure 20). *F* estimates in the most recent two years 2012 and 2013 were greater than the 2011 low. All *F* estimates were significantly greater than management target and threshold *F*s ($F_{25\%}$ = 0.28 and $F_{35\%}$ = 0.21). Although *F*s cannot be summed across fleets in the Stock Synthesis model (Methot 2012), catch data indicate the commercial gill -net and pound net fisheries were responsible for a greater fraction of fishing mortality than other fisheries during all years. Recreational fisheries were responsible for an increasing fraction of fishing mortality after 1999, increasing from 1.6% to 22% of the total catch estimated through the commercial trip ticket and recreational angler intercept programs (Table 18).

Based on growth model predictions, most southern flounder discarded from commercial and recreational fisheries are females, age-0 or -1, or males up to age-5. The Stock Synthesis model predicted the number of mortalities related to discards from the commercial fishery and catch and release in the recreational fishery ranged from 32,000 to 63,000 fish during the 1990s (Figure 21). Beginning in 2000, discard mortalities increased to maximums of 142,000 fish in 2008 and 123,000 fish in 2013. While the majority of discard mortalities resulted from the commercial gill-net fleet in the 1990s, the majority of discard mortalities since 2000 have resulted from the recreational fisheries. Forty-six percent of discard mortalities resulted from the recreational fisheries in 1991, and 87% of all discard mortalities resulted from recreational fisheries in 2013.

Recruitment estimates peaked in the early 1990s at approximately 10 million recruits, and estimated recruitment declined after that to a low of 4.3 million recruits in 2010 (Figure 23). Since 2010, recruitment has increased to near the time series average in 2013. Spawner potential ratio (*SPR*) increased from a low of 4.0% in 1992 to a high of 16% in 2011, showing a general pattern of increase throughout the time series (

Figure 23). *SPR* in the last two years, 2012 and 2013, was lower than the 2011 high. All *SPR* estimates were below the management target and threshold of 35% and 25% *SPR*.

Total biomass of all ages 1 and older showed little temporal trend from 1991 to 2013 (

Figure 24). Maximum biomass of 3,106 mt was estimated in 1994, and minimum biomass of 2,179 mt was estimated in 2005. A modest decline in biomass was evident from 1991 to 2005, and a modest increase in biomass was evident from 2005 to 2013. Corroborating the flat temporal trend in biomass, the distributions of all length and age data recorded by the NCDMF during 1991–2013 showed little temporal trends (Figure 26).

Although the Stock Synthesis model was given the option to fit either domed or asymptotic selectivity functions, all inshore fishery and survey selectivity models conformed to domed-shaped patterns (Figure 27 and Figure 28). Selectivity shifted to larger fish in 2005 in the commercial fisheries, and selectivity shifted to larger fish in 2002 in the recreational inshore fishery and in 1997 in the recreational ocean fishery. No additional temporal changes in selectivity were noted.

Plots of observed versus predicted cumulative length frequencies distributions (Figure 29) and standardized residuals (Figure 30–Figure 36) indicated the Stock Synthesis model tended to overpredict catches of larger fish (40–60 cm total length) in the commercial gill-net, other commercial, and recreational ocean fleets and in Program 915. Diagnostic plots indicated the selectivity model adequately predicted the observed length frequency of pound net catches, but the model overpredicted catches of smaller fish (20–30 cm total length) in the recreational fleets and Program 135.

All standardized survey data appeared to be normally distributed (Figure 37–Figure 40). The model fit poorly to all survey data (Figure 41 and Figure 42); however, a general declining trend over time was captured by each Program 135, Program 195, and the model predictions.

Retrospective plots, showing results from sequential removal of five years of data, indicated the Stock Synthesis model converged on approximately the same historical values of *F*, recruitment, and total biomass (Figure 43). Retrospective bias was on average negative for *F* estimates and positive for recruitment and biomass estimates, indicating that additional years of data may increase *F* estimates and decrease recruitment and biomass estimates.

Although the model did not appear to be extremely sensitive to any individual survey index, the most sensitive model parameter appeared to be total biomass, which was sensitive to data collected in Program 135 (Figure 44). Without Program 135 data, the model estimated that total biomass continued to decline after 2005. Model estimates were sensitive to landings and length data but were less sensitive to equilibrium catch assumptions, age and discard data (Figure 45). The model did not appear sensitive to a -/+ 10% change in natural mortality (Figure 46). The model was very sensitive to recreational data collected in the ocean and to assumptions regarding closure of the adult component of the North Carolina southern flounder population. When recreational ocean data were down-weighted, *F* estimates were lower and recruitment estimates

were much greater, and when migration was accounted for, biomass estimates appeared to be much higher. In models that did not use recreational ocean data or that accounted for migration, the stock appeared to be more robust to fishing pressure for (Figure 47).

Results from the current southern flounder stock assessment are consistent with results from the previous assessment in terms of *F* and total biomass (Figure 48). As *F* estimates published in the 2009 stock assessment were not calculated in the same manner as the current assessment (averaged over ages versus numbers-weighted as in the current stock assessment), numbers-weighted *F*s were calculated from the 2009 stock assessment and presented in Figure 48 for comparison to *F*s from the current stock assessment. The greatest differences between the current and previous assessment results were *F* estimates in the 1990s, which were higher in the current than in the previous assessment.

3.3 Discussion of Results

The current assessment presented a significant improvement in data and technique compared to the previous North Carolina southern flounder stock assessment; however, results are consistent between the two assessments. While the stock appears to be rebuilding and fishing mortality is declining, the North Carolina southern flounder stock appears to have been overfished in all years, 1991–2013, with Spawning Potential Ratio below both the management target and threshold of 25–35% *SPR*, and overfishing was estimated to have occurred in all years. Fishing mortality appears to have declined since the peaks in the early 1990s; however, total biomass has not responded proportionally, remaining relatively stable in all years since 1991. Recruitment declined throughout the time series of the stock assessment, reaching a minimum in 2010–2011. Improving recruitment in 2012–2013 may drive improving fishery catches in the next 1–2 years; however, at the same time, the poor 2010–2011 year classes are now ageing into the spawning stock and may produce lower recruitment in coming years, if the number of spawners produced in North Carolina waters is related to recruitment of new southern flounder to the population.

Fisheries for southern flounder, target and discard smaller, mostly immature fish. Harvest or discarding of small fish can result in suboptimal fishery efficiency because larger harvested fish may yield a greater total catch in weight, even if the total number of harvested fish is less (Beverton and Holt 1957). Fishery efficiencies might be improved by shifting fishery selectivity to larger fish and reducing mortalities from discards.

High fishing mortality on pre-spawning fish is also of concern, especially in conjunction with the pattern of declining recruitment. When fish are harvested prior to maturation and spawning, the reproductive potential of a fish stock can be severely compromised, resulting in poor recruitment of new fish to the population. This fishing strategy has the potential to limit rebuilding of the stock by limiting reproductive potential.

Data Limitations

Estimating recreational gig landings was problematic. While estimates were available for some years 2010–2013, estimates in earlier years relied on the extrapolation of a relationship between 2010–2013 recreational gig estimates, commercial gig landings, and all other recreational inshore landings.

The flounder species ratio for recreational discards is poorly estimated, and many of the discards assumed to be southern flounder may in fact have been other Paralichthid species. Additionally, discards cannot be estimated for the commercial pound net, gig or trawl fisheries.

The model did not fit well to any of the four fishery-independent surveys; however, preliminary analysis of the survey data (inter-survey correlations) suggested that the surveys showed conflicting trends and might not individually fit the stock assessment predictions. The previous southern flounder stock assessment used the same fishery-independent surveys used here, and model fits to the survey data were similarly poor. Although the current assessment model did not fit well to individual years of survey data, a general declining trend over time was captured by each Program 135, Program 195, and the model predictions. This consistency of results suggests that while surveys may be adequate to pick up long-term trends (e.g. decadal decline in Program 135 and 195 indices), surveys do not track inter-annual variation in relative abundance. Catch and length data were more influential on model results than survey data.

This stock assessment relied on the assumption that larger, older fish are available and fully-selected to the recreational ocean fishery, an assumption made in all previous assessments of the North Carolina southern flounder stock. In order to use data from the recreational ocean fishery specifying a high degree of certainty in estimates of harvest was necessary (Coefficient of Variation = 0.2; average annual Coefficient of Variation estimated by MRIP = 0.5). Model sensitivity to these assumptions was tested by increasing losses from the adult population (natural mortality) to account for emigration south beyond North Carolina waters and by excluding all ocean data. The results of each indicate that the Stock Synthesis model was extremely sensitive to the ocean fishery data and the assumptions regarding closure of the adult portion of the stock. Future research on movements of adult southern flounder in the ocean may reveal the nature of spatial demographics in the U.S. South Atlantic southern flounder metapopulation; however, until movement rates are quantified, the stock assessment must depend on a relationship between the abundance of large flounder in the ocean and their occurrence in the recreational ocean catch. Future stock assessments might make use of southern flounder tag-return data to inform a spatially-structured assessment model that accounts for movement between inshore, offshore, and southern areas.

While the stock assessment relied on information about larger fish from the recreational ocean fishery, the stock-recruit component of the model did not. The relationship between the abundance of spawners and annual recruitment of new fish to the southern flounder population was relaxed by predicting recruitment values as deviations from a mean (i.e. no stock-recruit relationship). Thus, the years of good recruitment in the 1990s did not depend on an abundance of large, old fish in North Carolina; recruitment could be subsidized by spawners outside of the assessment model's spatial domain (South Carolina, Georgia, and Florida).

Perhaps the most concerning deficiency of this stock assessment was the lack of closure of the adult component of the population. While the potential impact of this assumption violation was explored through sensitivity analyses that boosted natural mortality to account for permanent emigration of adults, sufficient data do not exist to quantify the southern emigration of adults from the North Carolina stock. However, the sensitivity analysis did not indicate that accounting for adult emigration would result in a change in stock status. The stock still appeared to be undergoing overfishing. Stock assessments are often undertaken despite the fact that the assessed stock does not experience complete demographic closure. For example, American shad and river herring are anadromous species that spend a period of time in marine waters. Stock assessments are completed by the Atlantic States Marine Fisheries Commission at the level of the river basin (ASMFC 2007; ASMFC 2012), and losses occurring outside each river basin during marine migrations are unaccounted. Gag grouper occur from South America through North Carolina or

further north. Movement between the Gulf of Mexico and the South Atlantic is known to occur; however, migration rates are unquantified. Thus the Gulf and South Atlantic Fisheries Management Councils assess Gulf of Mexico and South Atlantic stocks separately despite a lack of demographic closure between these two subpopulations (SEDAR 2006).

4 STATUS DETERMINATION CRITERIA

The General Statutes of North Carolina define overfished as "the condition of a fishery that occurs when the spawning stock biomass of the fishery is below the level that is adequate for the recruitment class of a fishery to replace the spawning class of the fishery" (NCGS § 113-129). The General Statues define overfishing as "fishing that causes a level of mortality that prevents a fishery from producing a sustainable harvest."

The 2009 NCDMF FMP for southern flounder adopted a fishing mortality threshold of $F_{25\%}$ and a fishing mortality target of $F_{35\%}$ (NCDMF 2009). As the 2009 stock assessment reported a different type of F value (averaged over ages versus numbers-weighted as in the current stock assessment), reference points generated in the 2009 stock assessment are not directly comparable to estimates from the current stock assessment. Stock Synthesis computed a value of 0.28 for $F_{25\%}$ and a value of 0.21 for $F_{35\%}$. Predicted F in 2013 was 0.58, which is higher than the fishing mortality threshold. As such, overfishing is occurring in the North Carolina stock of southern flounder. Spawning Potential Ratio in 2013 was estimated to be 9.1%, below both the management target and threshold of 25–35% SPR. While the stock appears to be rebuilding and fishing mortality is declining, the North Carolina southern flounder stock appears to have been overfished in all years, 1991–2013.

5 SUMMARY OF PEER REVIEW COMMENTS

Stocks assessments performed by the NCDMF in support of management plans are subject to an extensive review process. Internal reviews are conducted by various groups within the NCDMF including the species Plan Development Team, the Biological Review Team Technical Committee, and the Management Review Team. External reviews are designed to provide an independent peer review and are conducted by experts in stock assessment science and experts in the biology and ecology of the species. The goal of the external review is to ensure the results are based on sound science and provide a valid basis for management.

<summary here>

6 RESEARCH RECOMMENDATIONS

Data Collection

1. Retain mail survey of recreational gig survey harvest and discards. Develop methodology to validate mail survey results, possibly using dockside survey.
2. Collect discard data (ages, species ratio, lengths, fates) from gears targeting southern flounder (pound net, gigs, hook and line, trawls)
3. Develop and implement consistent strategies for collecting age and sex samples from commercial/recreational fisheries and independent surveys to achieve desired precision for stock assessment.

4. Collect age data from estuarine trawl survey and Pamlico Sound survey to more accurately estimate YOY abundance (instead of using length cutoffs based on length frequency plot interpretations)
5. Tagging study to estimate emigration (unit stock) and mortality rates.
6. Expand, improve, or add inshore surveys of southern flounder to develop indices that we can be confident in for future stock assessments.
7. Expand, improve or add fishery-independent surveys of the ocean component of the stock.
8. Conduct studies to better understand ocean residency of southern flounder.
9. Determine locations of spawning aggregations of southern flounder
10. Conduct sampling of the commercial/recreational ocean spear fishery harvest/discards
11. Re-establish a RCGL survey to obtain harvest, discard, and effort information.

Analysis

1. Develop spatial model to account for inshore and ocean components of the stock.

7 LITERATURE CITED

Akaike, H. 1974. A new look at the statistical model identification. IEEE Transactions on Automated Control 19:716–723.

Anderson, J.D., and W.J. Karel. 2012. Population genetics of southern flounder with implications for management. North American Journal of Fisheries Management 32:656–662.

Atlantic States Marine Fisheries Commission (ASMFC). 2007. American shad benchmark stock assessment. Atlantic States Marine Fisheries Commission Stock Assessment Report No. 07-01 (Supplement). 422 p.

Atlantic States Marine Fisheries Commission (ASMFC). 2012. River herring benchmark stock assessment. Atlantic States Marine Fisheries Commission Stock Assessment Report No. 12-02. 710 p.

Beverton, R.J.H., and S.J. Holt. 1957. On the dynamics of exploited fish populations. Fishery Investigations 2(19), Ministry of Agriculture, Fisheries and Food.

Brown, K. 2007. Documentation and reduction of bycatch in North Carolina fisheries: evaluation of the estuarine hook and line recreational fishery in the Neuse River, North Carolina. Completion Report For NOAA Award No. NA 05 NMF 4741003

Burke, J.A. 1995. Role of feeding and prey distribution of summer and southern flounder in selection of estuarine nursery habitats. Journal of Fish Biology 47:355–366.

Burke, J.S., J.M. Miller, and D.E. Hoss. 1991. Immigration and settlement pattern of *Paralichthys dentatus* and *P. lethostigma* in an estuarine nursery ground, North Carolina, U.S.A. Netherlands Journal of Sea Research 27:393–405.

Charnov, E.L., H. Gislason, and J.G. Pope. 2013. Evolutionary assembly rules for fish life histories. Fish and Fisheries 14:213–224.

Craig, J.K., and J.A. Rice. 2008. Estuarine residency, movements, and exploitation of southern flounder (*Paralichthys lethostigma*) in North Carolina. Final Report, Fishery Resource Grant 05-FEG-15, North Carolina Sea Grant.

Crawley, M.J. 2007. The R book. John Wiley & Sons, Chischester, UK. 942 p.

Cunningham, P.A., R.J. Curry, R.W. Pratt, S.J. Stichter, K. West, P. P.L. Mercer, S. Sherman, B. Burns, and S. Winslow. 1992. Watershed planning in the Albemarle-Pamlico Estuarine System, Report No. 5 - fishing practices mapping . Report No. 92-05. 227p.

Daniels, H.V. 2000. Species profile: southern flounder. Southern Regional Aquaculture Center Publication No. 726. 4 p.

Deaton, A.S., W.S. Chappell, K. Hart, J. O'Neal, and B. Boutin. 2010. North Carolina Coastal Habitat Protection Plan. North Carolina Department of Environmental and Natural Resources. Division of Marine Fisheries, NC. 639 pp.

DWQ (Division of Water Quality). 2000. A citizen's guide to water quality management in North Carolina. Department of Environment and Natural Resources, Division of Water Quality, Planning Branch, Raleigh, North Carolina. 156 p.

Fitzhugh, G.R., L.B. Crowder, and J.P. Monaghan. 1996. Mechanisms contributing to variable growth in juvenile southern flounder (*Paralichthys lethostigma*). Canadian Journal of Fisheries and Aquatic Sciences 53:1964–1973.

Fisher, A.J., and B.A. Thompson. 2004. The age and growth of southern flounder, *Paralichthys lethostigma*, from Louisiana estuarine and offshore waters. Bulletin of Marine Science 75:63–77.

Gearhart, J. 2002. Documentation and reduction of bycatch in North Carolina fisheries: hooking mortality of spotted seatrout (*Cynoscion nebulosus*), weakfish (*Cynoscion regalis*), red drum (*Sciaenops ocellata*), and Southern Flounder (*Paralichthys lethostigma*) in North Carolina. Completion Report for Cooperative Agreement No. NA 87FG0367/2.

Gilbert, R.O. 1987. Statistical methods for environmental pollution monitoring. Van Nostrand Reinhold, New York. 320 p.

Glass L.A., J.R. Rooker, R.T. Kraus, and G. J. Holt. 2008. Distribution, condition, and growth of newly settled southern flounder (*Paralichthys lethostigma*) in the Galveston Bay Estuary, TX. Journal of Sea Research 59:259–268.

Goodyear, C.P. 1993. Spawning stock biomass per recruit in fisheries management: foundations and current use. Pages 67–81 *In*: S.J. Smith, J.J. Hunt, and D Rivard (eds.), Risk evaluation and biological reference points for fisheries management. Special Publication of Canadian Journal of Fisheries and Aquatics Sciences 120.

Grist, J.D. 2004. Stock status for southern flounder, *Paralichthys lethostigma*, in North Carolina. North Carolina Division of Marine Fisheries, Morehead City, North Carolina. 55 p.

Guindon, K.Y., and J.M. Miller. 1995. Growth potential of juvenile southern flounder (*Paralichthys lethostigma*) in low salinity nursery areas of Pamlico Sound, North Carolina, USA. Journal of Sea Research 34:89–100.

Hannah, T., and P. Hannah. 2000. Crab trawl tailbag testing. North Carolina Fisheries Resource Grant. FRG-98-10. North Carolina Sea Grant. Raleigh, NC. 19 p.

Harley, S.J., and M.N. Maunder. 2003. Recommended diagnostics for large statistical stock assessment models. Inter-American Tropical Tuna Commission, Sixteenth Meeting of the Standing Committee on Tuna and Billfish, Mooloolaba, Queensland, Australia, 9–16 July 2003. SCTB16 MWG-3. 34 p.

Hettler Jr., W.F. 1989. Nekton use of regularly-flooded saltmarsh cordgrass habitat in North Carolina, USA. Marine Ecology Progress Series 56:111–118.

Hettler Jr., W.F., and D.L. Barker. 1993. Distribution and abundance of larval fishes at two North Carolina inlets. Estuarine, Coastal and Shelf Science 37:161–179.

Hewitt, D.A., and J.M. Hoenig. 2005 Comparison of two approaches for estimating natural mortality based on longevity. Fishery Bulletin 103:433–437.

Jensen, A.L. 1996 Beverton and Holt life history invariants result from optimal trade-off of reproduction and survival. Canadian Journal of Fisheries and Aquatic Sciences 53:820–822.

Lorenzen, K. 2005 Population dynamics and potential of fisheries stock enhancement: practical theory for assessment and policy analysis. Philosophical Transactions of the Royal Society of London, Series B 360:171–189.

Luckenbach, J.A., J. Godwin, H.V. Daniels, and R.J. Borski. 2003. Gonadal differentiation and effects of temperature on sex determination in southern flounder (*Paralichthys lethostigma*). Aquaculture 216:315–327.

Lupton, B.Y., and P.S. Phalen. 1996. Designing and implementing a trip ticket program. North Carolina Department of Environment, Health, and Natural Resources, Division of Marine Fisheries. Morehead City, North Carolina. 305 p.

Maunder, M.N., and A.E. Punt. 2004. Standardizing catch and effort data: a review of recent approaches. Fisheries Research 70:141–159.

McClellan, C.M. 2001. Mesoscale habitat use of juvenile southern flounder, *Paralichthys lethostigma*: responses to environmental variability. Master's thesis. Duke University Nicholas School of the Environment, Durham, North Carolina. 116 p.

McKenna, S.A., and J.T. Camp. 1992. An examination of the blue crab fishery in the Pamlico River Estuary. Albemarle-Pamlico Estuarine Study, No. 92-08. 101 p.

Methot, R.D. 2000. Technical description of the stock synthesis assessment program. NOAA Technical Memorandum NMFS-NWFSC-43. 46 p.

Methot Jr., R.D. 2012. User manual for stock synthesis: model version 3.24f. NOAA Fisheries, Seattle, WA. 150 p.

Methot Jr., R.D., and C.R. Wetzel. 2013. Stock synthesis: a biological and statistical framework for fish stock assessment and fishery management. Fisheries Research 142:86–99.

Midway S.R., S.X. Cadrin, and F.S. Scharf. 2014. Southern flounder (*Paralichthys lethostigma*) stock structure inferred from otolith shape analysis. Fisheries Bulletin 112:326–338.

Midway, S.R. and F. S. Scharf. 2012. Histological analysis reveals larger size at maturity for southern flounder with implications for biological reference points. Marine and Coastal Fisheries: Dynamics, Management and Ecosystem Science 4:628–638.

Midway, S.R., T. Wagner, S.A. Arnott, P. Bionodo, F. Martinez-Andrade, and T.F. Wadsworth. *In review*. Spatial and temporal variability in growth of southern flounder (*Paralichthys lethostigma*).

Midway S.R., J.W. White, W. Roumillat, C. Batsavage, and F.S. Scharf. 2013. Improving macroscopic maturity determination in a pre-spawning flatfish through predictive modeling and whole mount methods. Fisheries Research 147:359–369.

Minami, M., C.E. Lennert-Cody, W. Gao, and M. Román-Verdesoto. 2007. Modeling shark bycatch: the zero-inflated negative binomial regression model with smoothing. Fisheries Research 84:210–221.

Minello, T.J. 1999. Nekton densities in shallow estuarine habitats of Texas and Louisiana and the identification of Essential Fish Habitat. Pages 43–75 *In*: L.R. Benaka (ed.), Fish Habitat: Essential Fish Habitat and Rehabilitation. American Fisheries Society, Bethesda, Maryland. 459 p.

Monaghan, J.P. 1996. Life history aspects of selected marine recreational fishes in North Carolina: Study 2 migration of Paralichthid flounders tagged in North Carolina, Completion Report, Grant F-43, North Carolina Division of Marine Fisheries, Morehead City, North Carolina. 44 p.

Monaghan, J.P., and J.L. Armstrong. 2000. Reproductive ecology of selected marine recreational fishes in North Carolina: southern flounder, *Paralichthys lethostigma*. Completion Report Grant F-60. Segments 1–2. North Carolina Department of Environment and Natural Resources, Division of Marine Fisheries, Morehead City, North Carolina. 1.1–1.17.

Montgomery, F. 2000. What percentage of southern flounder survive for three days after being caught in a gill net for up to 12 hours? Final Report, 00FEG10, North Carolina Sea Grant.

Music, J.L., and J.M. Pafford. 1984. Population dynamics and life history aspects of major marine sportfishes in Georgia's coastal waters. Georgia Department of Natural Resources Contribution Series Number 38.

NCDMF. 2006. North Carolina shrimp fishery management plan. North Carolina Department of Natural Resources, Division of Marine Fisheries. Morehead City, NC. 384 p.

NCDMF (North Carolina Division of Marine Fisheries). 2012. Assessment of North Carolina Commercial finfisheries, 2007–2012. North Carolina Department of Environment and Natural Resources. Final Performance Report for Award Number NA07NMF4070047. 430 p.

NCDMF ((North Carolina Division of Marine Fisheries). 2013. North Carolina License and Statistics Section summary statistics of license and permit program, commercial trip ticket program, Marine Recreational Fisheries Statistics Survey, recreational commercial gear survey, striped bass creel survey in the Central and Southern Management Area. North Carolina Department of Environment and Natural Resources, Division of Marine Fisheries. 368p.

NFT (NOAA Fisheries Toolbox). 2012. Stock Synthesis, text version 3.24f.

NRC (National Research Council). 2006. Review of recreational fisheries survey methods. Committee on the Review of Recreational Fisheries Survey Methods, National Research Council. The National Academies Press, Washington, D.C. 202 p.

Pattillo, M.E., T.E. Czapla, D.M. Nelson, and M.E. Monaco. 1997. Distribution and abundance of fishes and invertebrates in the Gulf of Mexico estuaries, Volume II: Species life history summaries. ELMR Rep. No.11, NOAA/NOS Strategic Environmental Assessments Division, Silver Spring, Maryland. 377 p.

Pauly, D. 1980 On the interrelationships between natural mortality, growth parameters, and mean environmental temperature in 175 fish stocks. *Journal du Conseil international pour l'Exploration de la Mer* 39:175–192.

Peters, D.S., L.R. Settle, and J.D. Fuss. 1995. Larval fish abundance in the vicinity of Beaufort Inlet prior to berm construction. NMFS Progress Report, NMFS, Beaufort, North Carolina. 20 p.

Peterson, C.H, J.H. Grabowski, and S.P. Powers. 2003. Quantitative enhancement of fish production by oyster reef habitat: restoration valuation. Marine Ecology Progress Series 264:249–264.

Powell, A.B., and R.J. Schwartz. 1977. Distribution of paralichthid flounders (Bothidae: *Paralichthys*) in North Carolina estuaries. Chesapeake Science 18:334–339.

Punt, A.E., F. Hurtado-Ferro, and A.R. Whitten. 2014. Model selection for fisheries stock assessments. Fisheries Research 158:124–134.

Ralston, S. 1987 Mortality rates of snappers and groupers. Pages 375–404 *In*: J.J. Polovina and S. Ralston (eds.), Tropical Snappers and Groupers: Biology and Fisheries Management. Westview Press, Boulder Colorado. 659 p.

Ross, S.W., J.H. Hawkins, D.A. DeVries, C.H. Harvell, and R.C. Harris, Jr. 1982. North Carolina estuarine finfish management program. Completion Report, Project 2-372-R, North Carolina Division of Marine Fisheries, Morehead City, North Carolina. 171 p.

Rulifson, R.A., C. Van Salisbury, and M.R. Spidel. 2009. Critical habitat for southern flounder, *paralichthys lethostigma*: do coastal watersheds play an important role in life history and growth? NC Sea Grant, FRG # 08-EP-03, Morehead City, North Carolina. 67 p.

Safrit, G. W., Jr., and F. J. Schwartz. 1998. Age and growth, weight, and gonadosomatic indices for female southern flounder, *Paralichthys lethostigma*, from Onslow Bay, North Carolina. The Journal of the Elisha Mitchell Scientific Society 114:137–148.

Salz, R., T. Miller, E. Williams, J. Walter, K. Drew, and G. Bray. 2012. MRFSS/MRIP calibration workshop ad-hoc working group report. 12 p.

Schwartz, F.J. 1997. Distance movements of fishes, white shrimp, and blue crabs tagged in or near the estuarine Cape Fear River and adjacent Atlantic Ocean, North Carolina, 1973 through 1978. The Journal of Elisha Mitchell Scientific Society 113:123–132.

Shepard, J.A. 1986. Spawning peak of southern flounder, *Paralichthys lethostigma*, in Louisiana. Louisiana Department of Wildlife and Fisheries Technical Bulletin 40:77–79.

Smith, T.I.J., M.R. Denson, L.D. Heyward Sr., and W.E. Jenkins. 1999. Salinity effects on early life stages of Southern flounder *Paralichthys lethostigma*. Journal World Aquaculture Society. 30:236–244.

Smith, W.E., F.S. Scharf, and J.E. Hightower. 2009. Fishing mortality in North Carolina's southern flounder fishery: direct estimates of instantaneous fishing mortality from a tag return experiment. Marine and Coastal Fisheries: Dynamics, Management, and Ecosystem Science 1:283–299.

Smith, W.E., and Scharf, F.S. 2011. Postrelease survival of sublegal southern flounder captured in a commercial gill-net fishery. North American Journal of Fisheries Management 31: 445–454.

SEDAR (Southeast Data, Assessment, and Review). 2006. SEDAR 10 stock assessment report: South Atlantic gag grouper: SEDAR 10 stock assessment report. 485 p.

Stunz, G.W., T.L. Linton, R.L. Colura. 2000. Age and growth of southern flounder in Texas waters, with emphasis on Matagorda Bay. Transactions of the American Fisheries Society 129:119–125.

Takade-Heumacher, H., and C. Batsavage. 2009. Stock status of North Carolina southern flounder (*Paralichthys lethostigma*). North Carolina Division of Marine Fisheries, Morehead City, North Carolina.

Taylor, J.C., J.M. Miller, and D. Hilton. 2008. Inferring southern flounder migration from otolith microchemistry. Final Report, Fishery Resource Grant 05-FEG-06, North Carolina Sea Grant. 27 p.

Walsh, H.J., D.S. Peters, and D.P. Cyrus. 1999. Habitat utilization by small flatfishes in a North Carolina estuary. Estuaries 22:803–813.

Warlen, S.W., and J.S. Burke. 1990. Immigration of larvae of fall/winter spawning marine fishes into a North Carolina estuary. Estuaries 13:453–461.

Wang, V.H., M.A. McCartney, and F.S. Scharf. *In press*. Population genetic structure of southern flounder inferred from multilocus DNA profiles. Marine and Coastal Fisheries.

Warren, W.G. 1995. Juvenile abundance index workshop—consultant's report. Appendix 1 *In*: P.J. Rago, C.D. Stephen, and H.M. Austin (eds.), Report of the juvenile abundances indices workshop. ASMFC, Special Report No. 48, Washington, D.C. 83 p.

Warren, W.G. 1994. The potential of sampling with partial replacement for fisheries surveys. ICES Journal of Marine Science 51:315–324.

Watanabe, W.O., P.M. Carroll, and H.V. Daniels. 2001. Sustained, natural spawning of southern flounder *Paralichthys lethostigma* under an extended photothermal regime. Journal of the World Aquaculture Society 32:153–166.

Watterson, J.C. 2003. Assessment of the gig fishery for southern flounder in North Carolina, July 2000-January 2003. Final Performance Report Grant F-71, Segments 1-2. North Carolina Department of Natural Resources, North Carolina Division of Marine Fisheries. Morehead City, North Carolina. 45 p.

Watterson, J.C., and J.L. Alexander. 2004. Southern flounder escapement in North Carolina, July 2001–June 2004. Final Performance Report, F-73 Segments 1–3, North Carolina Department of Natural Resources, North Carolina Division of Marine Fisheries. Morehead City, North Carolina. 41 p.

Wenner, C.A., W.A. Roumillat, J.E. Moran Jr., M.B. Maddox, L.B. Daniel III, and J.W. Smith. 1990. Investigations on the life history and population dynamics of marine recreational fishes in South Carolina: Part 1. Marine Resources Research Institute, South Carolina Wildlife and Marine Resources Department, Charleston, SC. 180 p.

Zuur, A.F., E.N. Ieno, N.J. Walker, A.A. Saveliev, and G.M. Smith. 2009. Mixed effects models and extensions in ecology with R. Springer-Verlag, New York. 574 p.

Zuur, A.F., A.A. Saveliev, and E.N. Ieno. 2012. Zero inflated models and generalized linear mixed models with R. Highland Statistics Ltd, United Kingdom. 324 p.

8 TABLES

Table 1. Number of southern flounder aged by area and sex, 1991–2013.

	North Carolina Inshore Waters		Atlantic Ocean	
Year	Female	Male	Female	Male
1991	337	96	3	2
1992	251	187	0	0
1993	187	70	0	0
1994	52	0	19	0
1995	161	98	10	3
1996	358	91	11	1
1997	397	63	26	1
1998	516	161	64	12
1999	392	70	18	0
2000	420	30	182	9
2001	372	92	135	41
2002	317	33	65	19
2003	193	23	55	12
2004	675	141	58	2
2005	624	126	24	1
2006	607	115	135	2
2007	507	114	81	1
2008	832	99	59	5
2009	401	49	35	2
2010	1,039	119	51	5
2011	779	59	57	2
2012	936	183	37	4
2013	830	61	30	1

Table 2**.** Number of southern flounder aged by gear type, 1991–2013.

Year	NCDMF Fishery-Independent Surveys	Recreational Hook and Line	Commercial Pound Net	Commercial Gill Net	Other Commercial
1991	19	5	242	26	266
1992	98	2	159	146	76
1993	56	0	91	32	95
1994	0	1	130	47	0
1995	46	6	181	27	24
1996	51	5	133	99	49
1997	59	17	104	95	22
1998	166	58	91	162	64
1999	80	135	41	77	31
2000	138	56	17	170	33
2001	75	36	73	59	38
2002	189	17	44	49	33
2003	143	11	12	27	4
2004	217	14	268	103	17
2005	515	92	16	40	34
2006	536	54	1	67	15
2007	503	63	0	23	71
2008	793	38	6	70	136
2009	411	11	1	25	8
2010	1,071	72	1	15	17
2011	713	50	14	27	49
2012	1,104	24	14	11	7
2013	667	23	91	124	29

Table 3**.** Number of southern flounder aged by area and season, 1991–2013.

Year	North Carolina Inshore Waters		Atlantic Ocean	
	Jan–Jun	Jul–Dec	Jan–Jun	Jul–Dec
1991	104	479	0	5
1992	182	299	0	0
1993	156	118	0	0
1994	78	100	0	39
1995	63	221	0	13
1996	119	352	12	0
1997	227	253	2	27
1998	230	500	7	69
1999	171	327	13	5
2000	218	257	8	186
2001	181	306	65	112
2002	153	204	17	67
2003	67	158	35	34
2004	172	657	34	26
2005	230	548	9	16
2006	339	400	33	105
2007	196	464	15	67
2008	412	631	36	28
2009	1	455	0	37
2010	403	774	4	52
2011	327	526	12	47
2012	335	825	10	34
2013	273	660	8	26

Table 4. Number of southern flounder aged by month, combined over years 1991–2013.

Age	Jan	Feb	Mar	Apr	May	Jun	Jul	Aug	Sep	Oct	Nov	Dec
0	0	0	0	17	0	48	118	211	218	373	369	116
1	60	67	104	558	448	626	664	645	833	1,024	1,020	232
2	89	115	341	472	485	595	663	637	710	962	358	89
3	24	20	79	115	176	266	153	180	160	261	102	23
4	12	1	12	11	48	83	41	72	47	80	29	11
5	6	2	1	1	10	41	17	25	14	21	14	4
6	2	0	0	2	4	9	6	3	2	2	1	1
7	2	0	0	2	1	1	1	3	0	0	1	0
8	1	0	0	1		1	0	0	0	0	0	0
9	0	0	0	0	0	0	0	0	0	0	1	0

Table 5. A summary of von Bertalanffy growth estimates from the current and prior studies throughout the southern flounder range.

Location	Sex	n	L_∞ (cm)	K	Source
North Carolina	Male	2,196	51.6	0.17	Current stock assessment
	Female	11,516	83.5	0.17	
North Carolina	Male	1,885	38.1	0.80	Takade-Heumacher and Batsavage (2009)
	Female	7,555	69.9	0.28	
North Carolina	Male	998	40.6	0.56	Grist (2004)
	Female	3,760	84.9	0.19	
South Carolina	Male	573	51.8	0.25	Wenner et al. (1990)
	Female	780	75.9	0.23	
Louisiana	Male	146	33.3	1.0	Fisher and (Thompson 2004)
	Female	1,202	55.7	0.51	
Texas	Male	144	38.4	0.50	Stunz et al. (2000)
	Female	718	48.2	0.75	

Table 6. A summary of length-weight model estimates from the current and prior studies throughout the southern flounder range.

Location	Sex	n	*a*	*b*	Source
North Carolina	Male	2,318	$6.4x10^{-6}$	3.2	Current stock assessment
	Female	11,275	$4.8x10^{-6}$	3.3	
North Carolina	Both sexes	NA	$3.0x10^{-9}$	3.2	Takade-Heumacher and Batsavage (2009)
Onslow Bay, North Carolina	Both sexes	446	-5.3	3.2	Safrit and Schwartz (1998)
South Carolina	Both sexes	1,753	-5.3	3.1	Wenner et al. (1990)
Louisiana	Both sexes	1,236	$3.5x10^{-6}$	3.2	Fisher and Thompson (2004)
Texas	Both sexes	239	-5.6	3.3	Stunz et al. (2000)

Table 7. Age-at-maturation results presented by two studies of southern flounder reproductive maturation in North Carolina.

	% Mature	
Age	Monaghan and Armstrong (2000)	Midway and Scharf (2012)
0	18	3
1	74	44
2	91	76
3	99	
4	100	
5	100	
6	100	

Table 8. Estimates of natural mortality using six different life history-based methods. An average of these values for age-1 fish was used to scale age-specific natural mortalities in the Stock Synthesis model.

Method	Natural Mortality	
	Female	Male
Ralston (1987)	0.37	0.37
Jensen (1996) (derived from Pauly 1980)	0.27	0.27
Jensen (1996) (theoretical)	0.26	0.26
Hewitt and Hoenig (2005)	0.47	0.70
Lorenzen (2005)	0.55	0.68
Charnov (2013)	0.62	0.41
Average	0.36	0.45

Table 9. Results of all studies of southern flounder gill-net and hook-and-line post-release mortality in North Carolina.

Study	Gear	Salinity (ppt)	Number of Fish Observed	Post-Release Survival Rate*	
				January–June	July–December
Montgomery (2000)	large-mesh gill nets	24	246		0.71
Smith and Scharf (2011)	large-mesh gill nets	11−26	268	0.88	0.62
Gearhart (2002)	hook and line	8−29	316	0.93	0.89

*Post-release mortality was re-estimated using Smith and Scharf (2011) and Gearhart (2002) data. Data were stratified into the same six-month intervals represented in the Stock Synthesis model. Gearhart (2002) data were reanalyzed following statistical protocols described in Smith and Scharf (2011) to generate estimates of post-release survival.

Table 10. Regulations in the commercial southern flounder fishery, 1991–2013.

Year	Month(s) / Day(s)	Regulation change
1979	January	11-inch TL minimum size
1988	September	13-inch TL minimum size
1992	September	Escapement panels required in pound nets in certain areas (four panels at least six meshes high and eight meshes long)
1998	September	Unlawful to use pound nets in the flounder fishery without escape panels (NCAC 3J .0107 PN-2-98)
1999	December 16	NMFS emergency rule closed southeastern Pamlico Sound to large mesh gill nets due to interactions with sea turtles for the season
2000	October 28–December 31	Deep-water large mesh gill net fishery in Pamlico Sound closed by NMFS
2000	November 2	NMFS issued Incidental Take Permit (ITP) to the NCDMF for the gill net fishery. Established the Pamlico Sound Gill Net Restricted Area (PSGNRA) and imposed gill net fishery management measures.
2000	October 27	The NCDMF closed the PSGNRA to the use of large mesh gill nets
2001	September 15–December 31	NMFS closed the Pamlico Sound deep water large mesh gill-net fishery. The PSGNRA continued to operate under an ITP that included: permitted entry, restricted areas, a 2,000 yard limit for all gill-net operations, weekly fishermen reporting, and mandatory scientific observer coverage.
2002	September 1–December 31	Reoccuring (through 2013) closure of Pamlico Sound deep water area established by NMFS
2002		Reoccuring regulations established for PSGNRA: open under sea turtle regs, closed Sept 1 through mid-Sept then open to 24/7 fishing unless interactions with sea turtles exceed ITP thresholds
2003		Three-year ITP granted for the gill-net fishery. Implemented an sea turtle observer and characterization program throughout the PSGNRA from September through December.
2005		NCDMF applied for and received a six-year ITP for the gill-net fishery
2005	April	14-inch minimum size limit in estuarine waters (through 2013)
2005	April 15–December 15	Minimum mesh size of 5.5- inch stretched mesh for large mesh gill nets (rule 15A NCAC 03J. 0103(a)(2))
2005	September 1	3,000-yard limit on gill nets (rule 15A NCAC 03J .0103(i)(1))
2005	September 1	Escape panels of 5.5-inch stretched mesh required in pound nets in Albemarle Sound west of the Alligator River (rule 15A NCAC 03J .0501(e)(2))
2005	October 24	A minimum tailbag mesh size of 4-in stretched mesh in crab trawls in western Pamlico Sound to minimize bycatch of undersized southern flounder.
2005	December 1–31	Reoccuring commercial flounder fishery closure (through 2013 except where noted)

Table 10 continued.

2006	July 1	Upper portions of the Neuse, Pamlico, and Pungo rivers closed to shrimp trawling and implemented a maximum combined 90 foot headrope length in the mouths of the Pamlico and Neuse rivers and all of the Bay River to minimize southern flounder bycatch (Rules 15A NCAC 03R .0114)
2007	November 15–December 15	The PSGNRA season closed due to estimated interactions with live green sea turtles surpassing authorized thresholds (Price 2008)
2007	December 1–15	Commercial fishery open due to multiple significant variable conditions (since 2005 the fishery was closed during this period), except that gill nets 4 inches through 6.5 inches stretch mesh remained closed in the PSGRNA
2009	October 22	The fishery for gill nets with a stretch mesh great than 4.25 closed due to estimated live green sea turtle captures surpassing authorized thresholds under ITP
2009	December 1–15	Commercial pound net fishery open due to multiple significant variable conditions (since 2005 the fishery was closed during this period)
2010	May 15	Due to Sea Turtle Lawsuit settlement, gill nets 4 inches through 6.5 inches stretch mesh, inclusive (except in western Albemarle and Currituck sounds): limited to four nights per week, limited to 15 meshes deep, required to have leaded bottom lines, floats prohibited north of the Highway 58 Bridge, maximum of 2,000 yards north of and 1,000 yards south of Hwy 58 Bridge, limited to 100-yards of continuous net, must leave a space of 25-yards between sections of net
2010	September 3–October 6	South Core Sound (D1) closed to large mesh gill nets due to sea turtle interactions with gill nets (area D2 open under M-8-2010 regs)
2011	January 20–March 28	Albemarle Sound Management Area (ASMA), Pamlico Sound and its tributaries and the Cape Fear River exempted from Sea Turtle Settlement measures for large mesh gill nets
2011	September 12	Rrestrictions on gill nets 4 inches through 6.5 inches stretch mesh no longer required in Albemarle, Croatan, and Roanoke sounds north and west of Highway 64/264 bridges as well as Pamlico, Bay, and Neuse rivers
2011	September 18	An extra day was allowed for large mesh gill nets south of Beaufort Inlet.
2011	July 18–October 3	Area D1 closed to large mesh gill nets due to turtle interactions
2012	February 2–March 28	In order to have a shad harvest season, the ASMA, Pamlico Sound and its tributaries, upper New River and the Cape Fear River were exempted from Sea Turtle Settlement regulations.
2012	May 20	Southern Core Sound (D1) was closed to large mesh gill nets
2012	May 20	1,000 yards maximum large mesh gill-net length, Beaufort Inlet to Hwy 58 Bridge

Table 10 continued.

2012	May 7–October 14	Southern Core Sound (D1) closed to large mesh gill nets due to turtle interactions
2012	September 26–October 15	PSGNRA closed to large mesh gill nets (opened Sept 15). After reopening October 15, sea turtle regulations were imposed for rest of season
2012	October 4	2000 yds max GN and must be present at nets by noon each day in Albemarle Sound and its tributaries (to limit sturgeon interactions)
2012	October 4–December 31	Southern portions of Croatan/Roanoke sounds subject to M-8-2010 due to turtle interactions (temporary regs)
2013	March	Albemarle, Currituck, Croatan, and Roanoke sounds north and west of Highway 64/264 bridges, Pamlico, Pungo, Bay, and Neuse rivers, and only in January-April for upper New and Cape Fear rivers, limit the use of large mesh gill nets to four nights/week and 2,000 yards, except south of Beaufort Inlet allow five nights/week and maximum 1,000 yards
2013	May 8–October 14	Unlawful to use large mesh gill nets for: south core sound, back sound, the Straits, North River, and tributaries
2013	Feb 7, March 7	Large mesh gill net shad exemptions for the ASMA Feb 15 and Pamlico Sound and tributaries March 7.
2013	July 14–October 1	Use of large mesh gill nets prohibited south of Highway 58 Bridge
2013	July 24–October 1	Use of gill nets 4 inches through 6.5 inches stretch mesh prohibited in Pamlico Sound/northern Core Sound

Table 11. Recreational fishing regulations implemented for all Paralichthid flounder species in North Carolina, 1993–2013.

	Inland Waters			Ocean Waters		
Year	Size Limit	Bag Limit	Season	Size Limit	Bag Limit	Season
1991	13"	----	----	13"	----	----
1992	13"	----	----	13"	----	----
1993	13"	----	----	13"	----	----
1994	13"	----	----	14"	8 (1/1-10/31) 6 (11/1-12/31)	----
1995	13"	----	----	14"	8	----
1996	13"	----	----	14"	8	----
1997	13"	----	----	14" (1/1-3/31) 14.5" (4/1-12/31)	8 (1/1-3/31) 10 (4/1-12/31)	----
1998	13"	----	----	14.5" (1/1-6/6) 15" (6/7-12/31)	10 (1/1-6/6) 8 (6/7-12/31)	----
1999	13"	----	----	15"	8	----
2000	13"	----	----	15"	8	----
2001	13"	----	----	15.5"	8	5/1-5/14
2002	13" (1/1-9/30) 14" (10/1-12/31)	----	----	15.5"	8	4/3-7/4
2003	14"	----	----	15"	8	----
2004	14"	----	----	14"	8	----
2005	14"	8 (4/1-12/31)	----	14"	8	----
2006	14"	8	----	14"	8	----
2007	14"	8	----	14.5"	8	----
2008	14"/15.5"*	8	----	14"/15.5"*	8	----
2009	14"/15"*	8	----	14"/15"*	8	----
2010	14"/15"*	8	----	14"/15"*	8	----
2011	15"**	6	----	15"**	6	----
2012	15"	6	----	15"	6	----
2013	15"	6	----	15"	6	----

* 14" minimum size limit in western portions of Albemarle and Pamlico sounds and its tributaries, and ocean and estuarine waters south of Brown's Inlet to the SC border; 15.5" minimum size limit in eastern estuarine and ocean waters north of Brown's Inlet to the North Carolina border

** Implemented February 21, 2011 and encompassed most of flounder fishing season

Table 12. Commercial and recreational landings in metric tons, estimated through the NCDMF Trip Ticket Program (commercial) and MRIP (recreational).

Year	Commercial			Recreational	
	Gill net	Pound net	Other	Inshore	Ocean
1991	670.6	898.3	319.6	63.0	37.4
1992	517.8	798.1	110.7	33.7	11.9
1993	769.0	1,061.3	107.6	23.7	15.7
1994	1,035.8	1,031.6	145.6	50.8	31.7
1995	1,009.5	782.2	98.4	34.8	37.5
1996	871.2	753.8	101.8	52.3	17.9
1997	1,101.9	641.5	105.8	88.5	44.0
1998	1,118.3	582.4	92.3	45.7	11.9
1999	881.2	358.0	91.4	30.2	18.4
2000	966.7	400.0	87.4	128.1	31.4
2001	895.0	624.9	77.8	102.4	23.9
2002	846.1	633.2	79.6	126.2	12.6
2003	685.3	250.1	61.8	117.8	10.2
2004	744.4	300.5	68.5	138.8	126.1
2005	595.4	210.9	42.3	159.7	60.5
2006	709.1	280.6	48.0	112.9	66.1
2007	665.6	221.0	58.3	146.2	59.7
2008	816.9	311.0	52.6	239.4	22.9
2009	763.6	268.3	55.0	93.2	43.9
2010	442.0	259.1	65.3	222.3	54.5
2011	298.5	210.3	57.1	173.9	43.4
2012	425.0	249.0	72.6	134.7	40.5
2013	545.8	377.5	63.5	218.9	13.6

Table 13. Estimates of the total number of post-release discard mortalities. Estimates were not available for the pound net and other commercial fisheries.

Year	Commercial	Recreational	
	Gill net	Inshore	Ocean
1991	27,593	8,317	14,232
1992	27,593	9,871	5,752
1993	27,593	5,307	11,116
1994	28,017	11,099	15,211
1995	28,803	8,047	17,625
1996	25,958	13,862	4,577
1997	30,001	15,415	19,116
1998	26,010	14,993	5,862
1999	25,724	3,480	4,013
2000	27,883	32,419	16,040
2001	25,115	27,379	11,242
2002	21,628	37,482	15,179
2003	18,987	31,570	6,296
2004	18,621	46,676	33,417
2005	15,348	37,285	19,549
2006	12,003	36,290	21,005
2007	11,529	38,738	23,381
2008	18,992	104,704	21,333
2009	13,964	39,849	24,892
2010	5,095	85,440	27,942
2011	3,070	55,250	10,299
2012	6,809	77,967	10,823
2013	17,094	96,459	15,115

Table 14. Total samples sizes in the North Carolina angler intercept survey, MRIP.

	January–June						July–December					
	Total Intercepts (regardless of catch)		Total Southern Flounder Trips (observed)		Total Southern Flounder (measured)		Total Intercepts (regardless of catch)		Total Southern Flounder Trips (observed)		Total Southern Flounder (measured)	
YEAR	Ocean	Internal	Ocean	Internal	Ocean	Internal	Ocean	Internal	Ocean	Internal	Ocean	Internal
1991	4,579	1,045	54	85	53	68	8,132	1,813	99	93	82	62
1992	3,950	857	9	54	9	36	6,407	1,662	17	37	15	15
1993	3,465	816	10	16	10	15	7,527	1,920	43	29	43	28
1994	5,381	1,127	11	26	9	20	9,680	2,970	54	175	44	99
1995	5,692	991	48	22	47	19	10,514	2,927	77	86	70	41
1996	8,948	1,418	33	62	18	54	10,756	3,310	38	138	15	80
1997	9,205	1,575	20	45	7	19	9,074	2,903	72	150	53	141
1998	6,823	1,667	8	23	5	16	9,453	3,257	17	89	17	71
1999	5,823	1,339	6	33	2	16	8,540	2,027	25	20	22	17
2000	5,360	742	11	59	10	25	9,232	2,515	54	200	44	146
2001	7,003	1,414	19	80	19	52	9,360	3,528	41	224	31	165
2002	7,021	1,210	5	78	3	62	7,002	2,607	28	186	20	115
2003	5,726	1,309	5	88	5	70	6,738	2,248	12	163	10	137
2004	5,054	905	13	60	6	43	6,871	2,873	158	202	94	151
2005	4,289	1,040	19	73	6	48	6,357	2,456	64	141	42	106
2006	5,301	1,511	10	57	7	44	5,032	3,383	106	217	91	201
2007	4,694	973	8	24	4	22	6,267	2,854	76	148	67	127
2008	4,073	1,447	8	74	8	51	7,016	3,823	39	254	37	215
2009	3,734	1,530	10	71	10	62	4,965	2,694	86	187	75	159
2010	5,750	2,414	55	265	44	242	8,748	4,744	125	437	114	354
2011	6,045	2,511	37	184	28	173	7,642	4,563	94	221	87	190
2012	6,175	3,723	62	174	42	144	8,910	5,715	78	195	54	160
2013	2,787	1,923	12	55	11	51	5,567	4,273	26	356	24	304

Table 15. Estimated total recreational gig harvest in metric tons.

Year	Harvest
1991	33.2
1992	10.0
1993	11.2
1994	15.6
1995	14.8
1996	14.3
1997	23.1
1998	14.7
1999	11.8
2000	26.8
2001	23.1
2002	26.2
2003	24.7
2004	29.0
2005	29.8
2006	29.4
2007	31.3
2008	40.4
2009	28.5
2010	31.8
2011	44.8
2012	40.0
2013	46.9

Table 16. Results of Mann-Kendall trend analyses. P-value is the one-tailed probability for the trend test. Trend indicates the direction of the trend if a statistically significant temporal trend was detected (two-tailed test: P-value < α/2; α = 0.05); NS = not

Survey Index	Available Years	*P*-value	Trend
Program 120 (age-0)	1991–2013	0.218	NS
Program 135	1991–2013	0.0322	NS
Program 195 (age-0)	1991–2013	0.0848	NS
Program 915	2003–2013	0.376	NS

Table 17. Results of the correlation analyses applied to the fisheries-independent indices.

Variable	by Variable	Pearson's r	*P*-value	Spearman Rho	*Prob*>|Rho|
P135	P915	-0.390	0.236	-0.218	0.519
P195	P915	0.102	0.765	-0.0455	0.894
P195	P135	0.470	0.0236*	0.436	0.0377
P120	P915	-0.0691	0.840	-0.0545	0.873
P120	P135	-0.215	0.324	-0.0830	0.707
P120	P195	-0.000219	0.999	-0.122	0.581
P195 (lag 1)	P915	-0.0937	0.784	-0.282	0.401
P195 (lag 1)	P135	0.0729	0.747	0.0966	0.669
P195 (lag 1)	P120	-0.148	0.512	-0.329	0.135
P120 (lag 1)	P915	0.0777	0.820	0.0273	0.937
P120 (lag 1)	P135	-0.0987	0.662	0.0740	0.744
P120 (lag 1)	P195	-0.120	0.595	-0.0457	0.840
P120 (lag 1)	P195 (lag 1)	-0.00978	0.966	-0.108	0.633

*Indicates statistically significant correlation.

Table 18. Fraction of total catch (landings plus discard mortalities) from each fishery fleet, estimated from the commercial trip ticket and recreational angler intercept programs.

Year	Commercial Gill Net	Commercial Pound Net	Other Commercial	Recreational Inshore	Recreational Ocean
1991	0.342	0.441	0.157	0.035	0.025
1992	0.360	0.527	0.073	0.029	0.012
1993	0.394	0.525	0.053	0.014	0.013
1994	0.453	0.439	0.062	0.026	0.020
1995	0.515	0.388	0.049	0.021	0.027
1996	0.487	0.409	0.055	0.036	0.012
1997	0.553	0.313	0.052	0.051	0.031
1998	0.603	0.307	0.049	0.032	0.009
1999	0.642	0.253	0.065	0.024	0.016
2000	0.589	0.237	0.052	0.095	0.028
2001	0.515	0.350	0.043	0.073	0.020
2002	0.490	0.357	0.045	0.092	0.016
2003	0.596	0.212	0.052	0.126	0.014
2004	0.517	0.203	0.046	0.126	0.108
2005	0.535	0.185	0.037	0.173	0.070
2006	0.561	0.218	0.037	0.116	0.068
2007	0.553	0.180	0.048	0.151	0.068
2008	0.526	0.196	0.033	0.217	0.028
2009	0.597	0.206	0.042	0.102	0.053
2010	0.385	0.223	0.056	0.265	0.071
2011	0.354	0.247	0.067	0.269	0.063
2012	0.424	0.245	0.071	0.209	0.050
2013	0.418	0.280	0.047	0.234	0.021

9 FIGURES

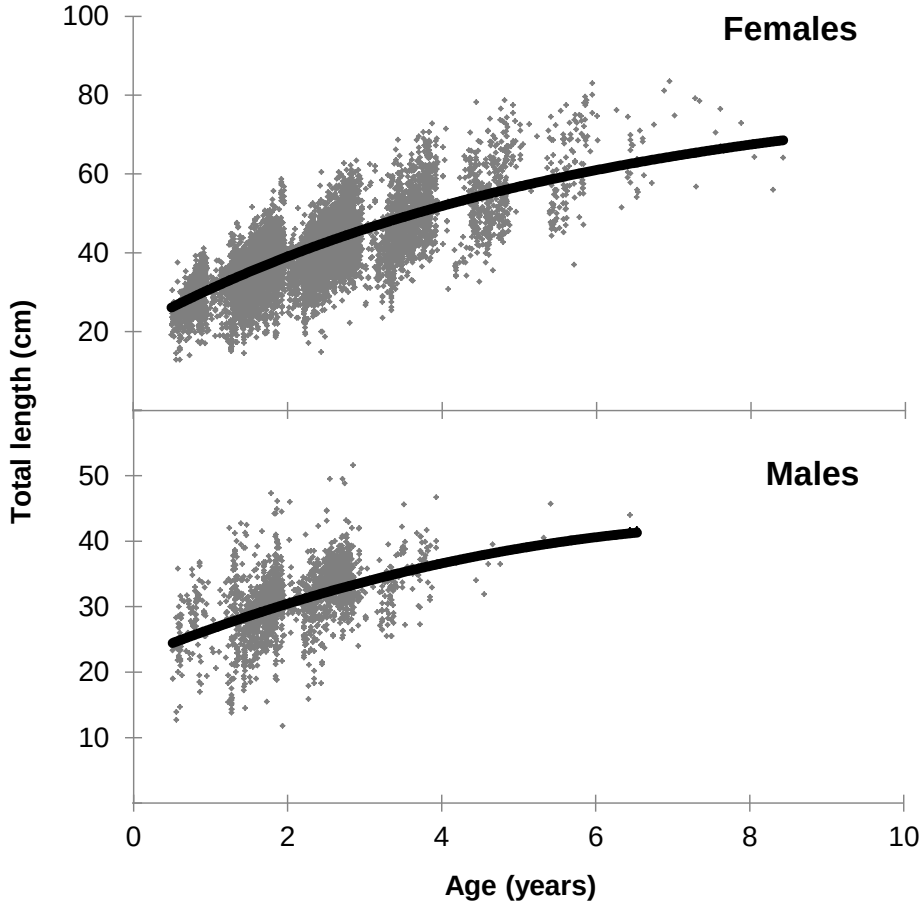

Figure 1. Observed and predicted southern flounder size at age. Growth was predicted from von Bertalanffy growth models for each sex (n_{female} = 11,515, n_{male} = 2,197).

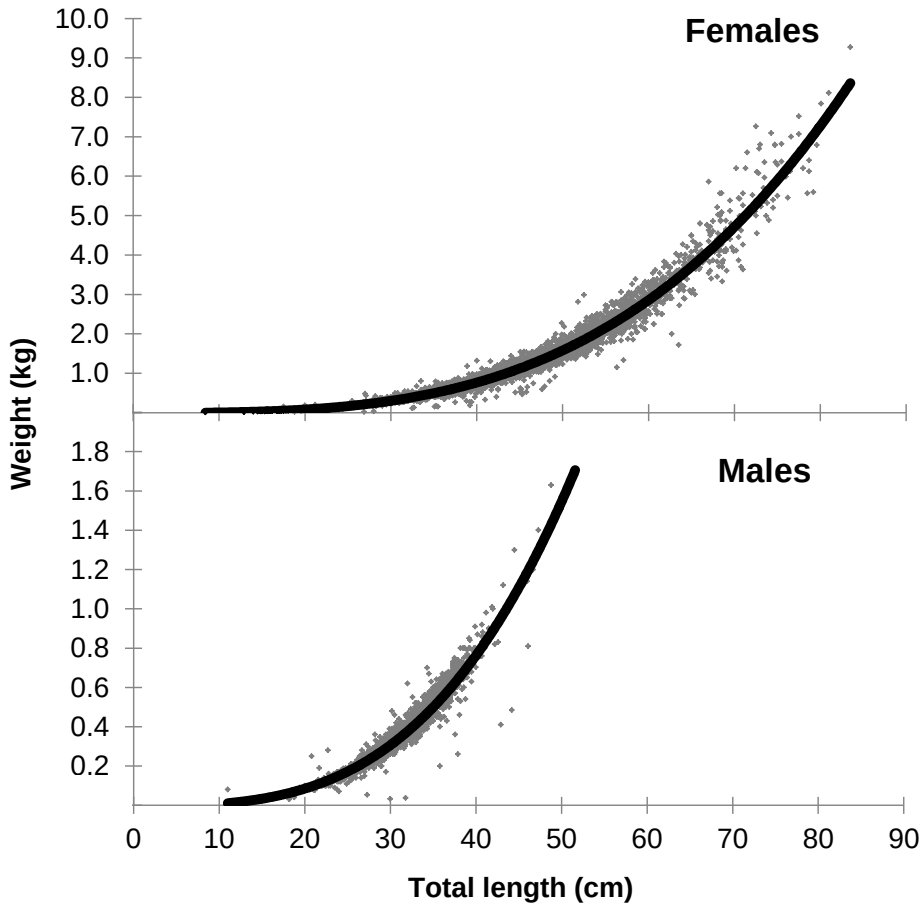

Figure 2. Observed and predicted southern flounder length-weight relationships. Weight was predicted from exponential models for each sex (n_{female} = 11,275, n_{male} = 2,318).

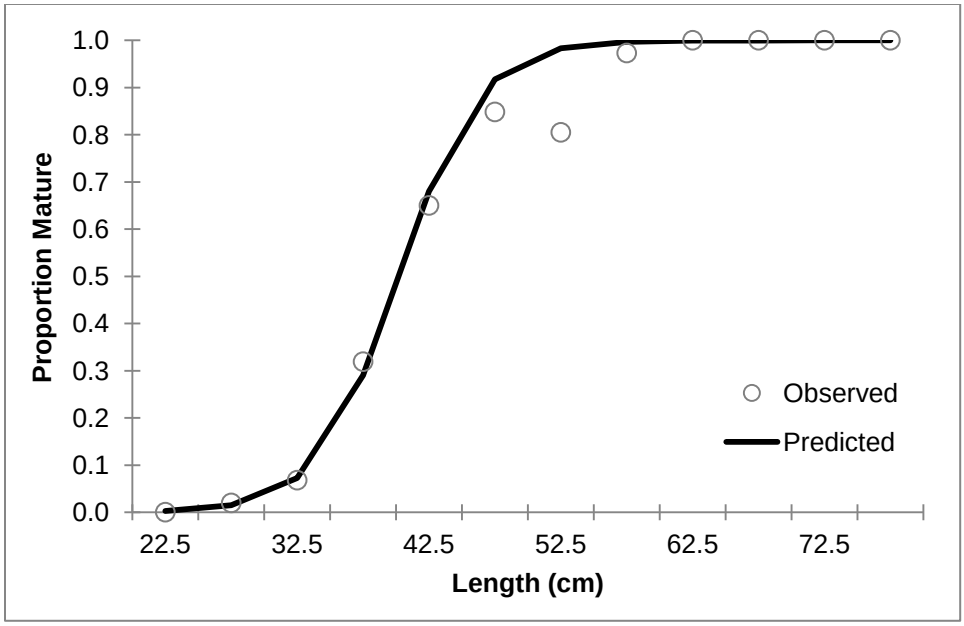

Figure 3. Fit of maturity curve to female southern flounder data collected in North Carolina (n = 892).

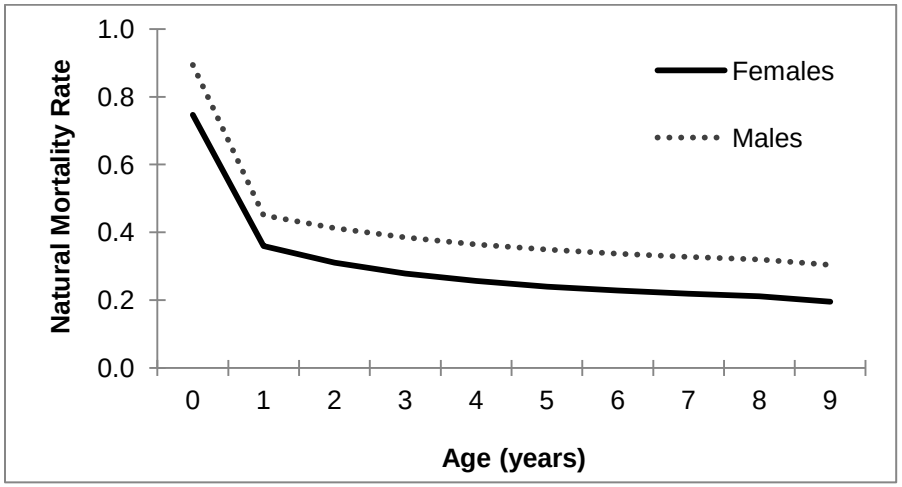

Figure 4. Natural mortality values used in the southern flounder Stock Synthesis model. A Lorenzen (2005) model was scaled to age-1 estimates, which were estimated from six different life history methods.

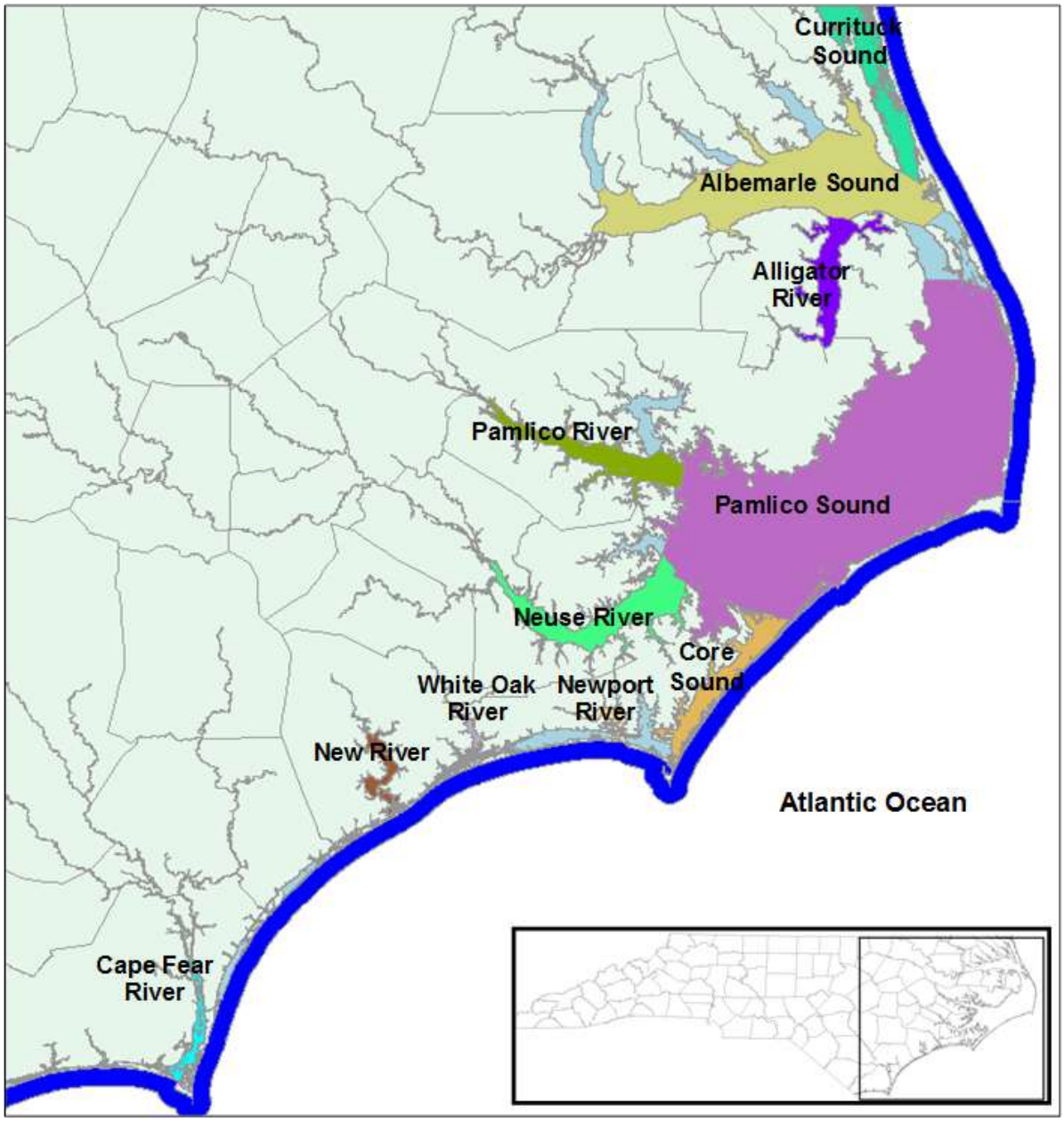

Figure 5. Major water bodies within and around North Carolina. The dark blue area represents the extent of the state's coastal fishing waters, which extend to three miles offshore.

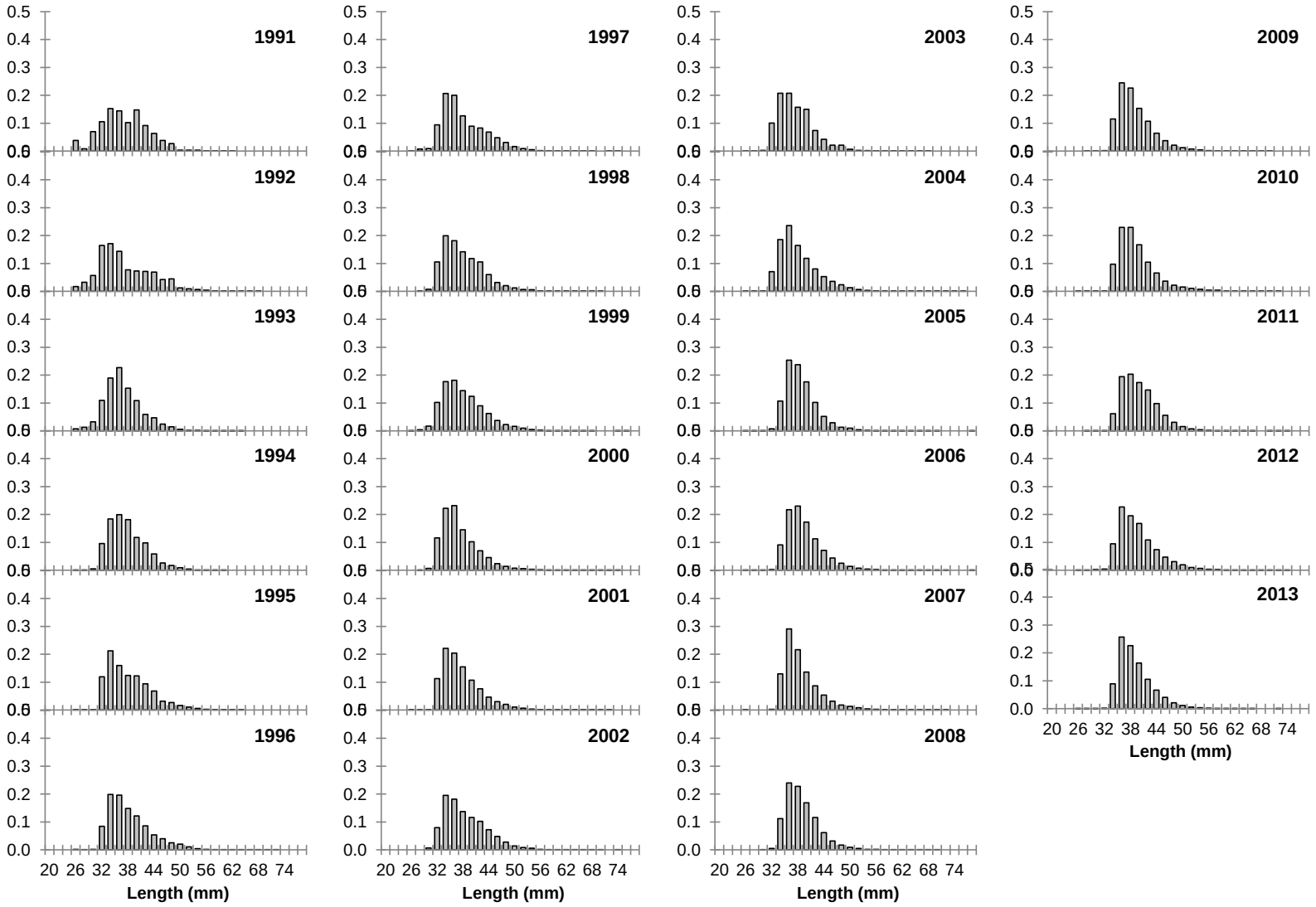

Figure 6. Annual length-frequency distributions of southern flounder sampled from North Carolina commercial fisheries' landings, 1991–2013.

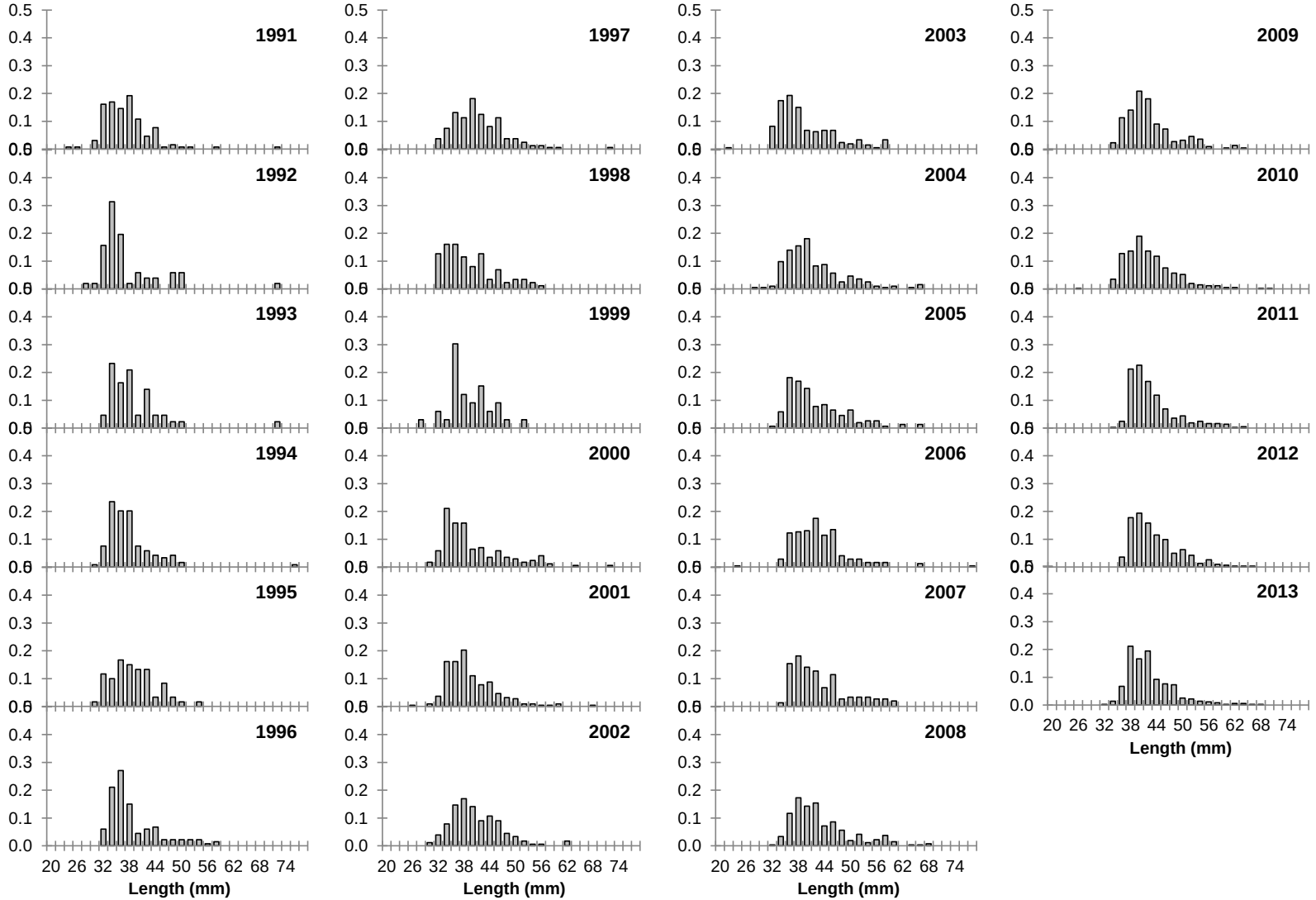

Figure 7. Annual length-frequency distributions of southern flounder sampled in North Carolina's recreational inshore angler intercept survey, 1991–2013.

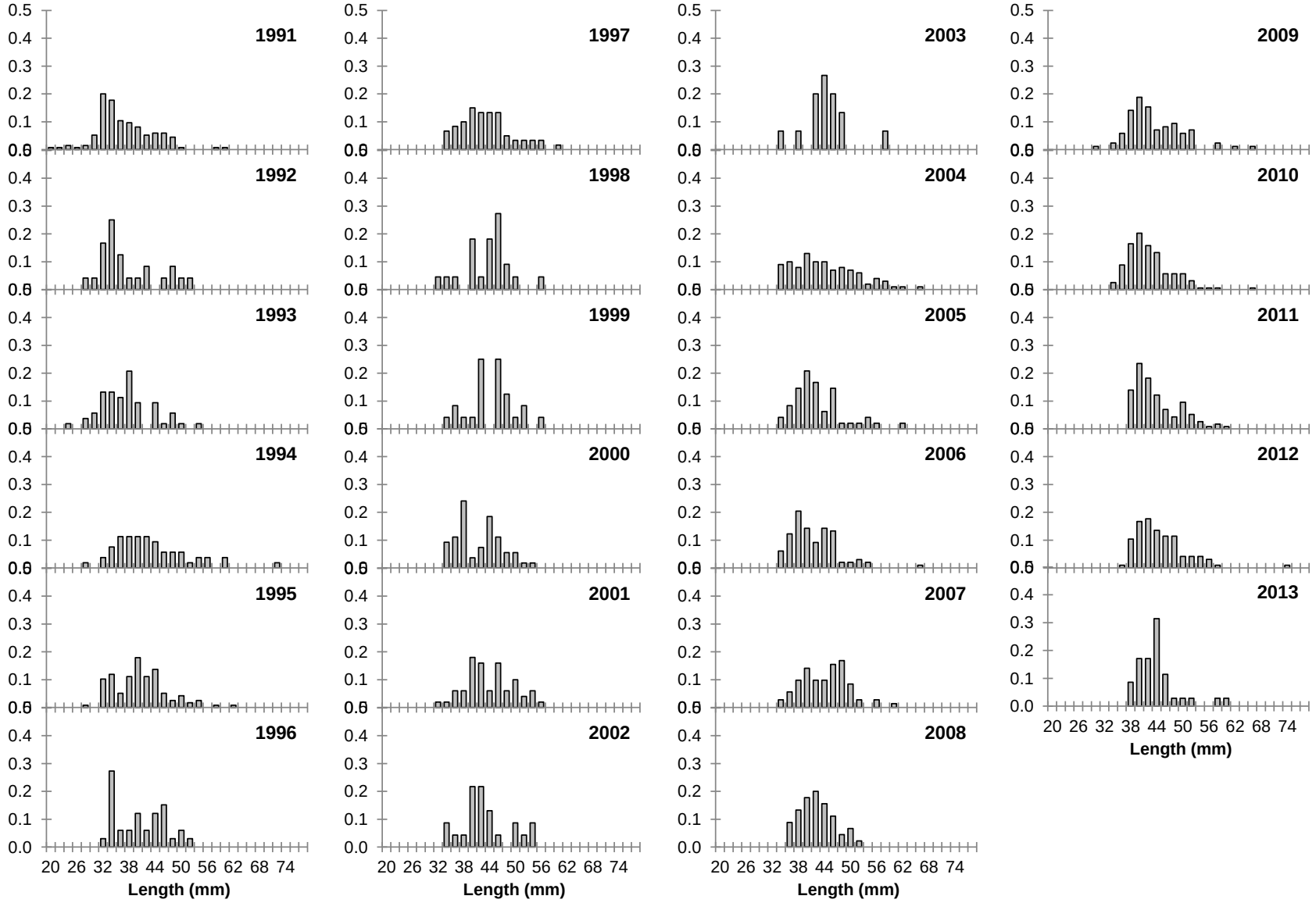

Figure 8. Annual length-frequency distributions of southern flounder sampled in North Carolina's recreational ocean angler intercept survey, 1991–2013.

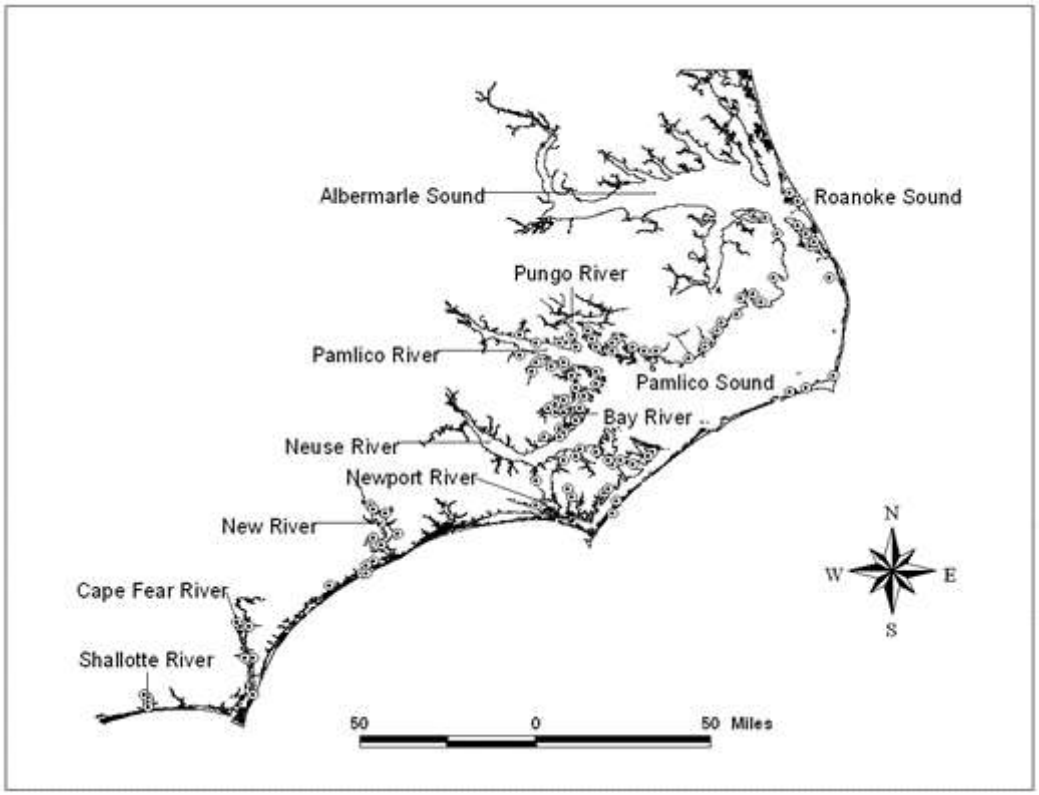

Figure 9. Location of all core sample stations in Program 120.

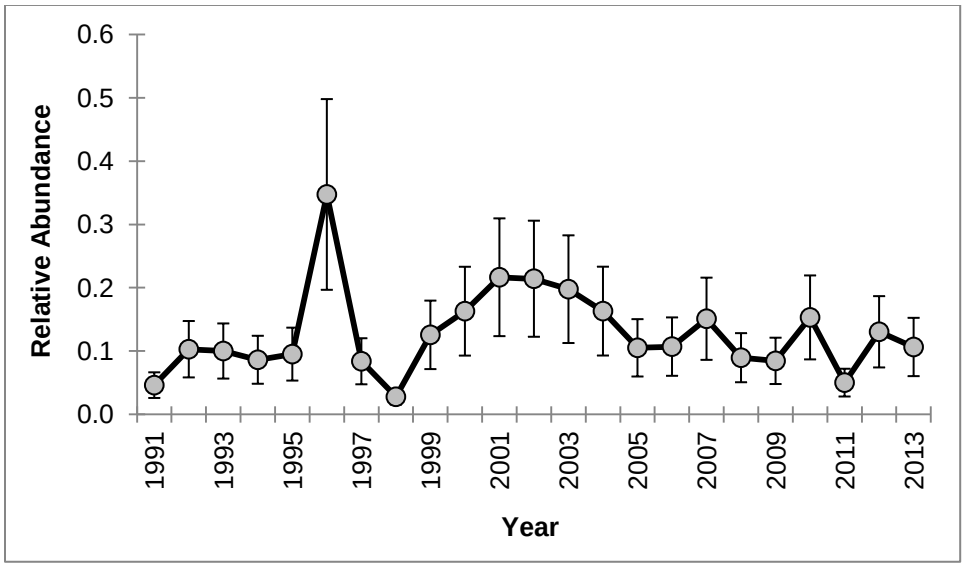

Figure 10. GLM-standardized index of relative abundance for juvenile southern flounder collected from Program 120 during May–June, 1991–2013. Error bars represent ± 1 standard error.

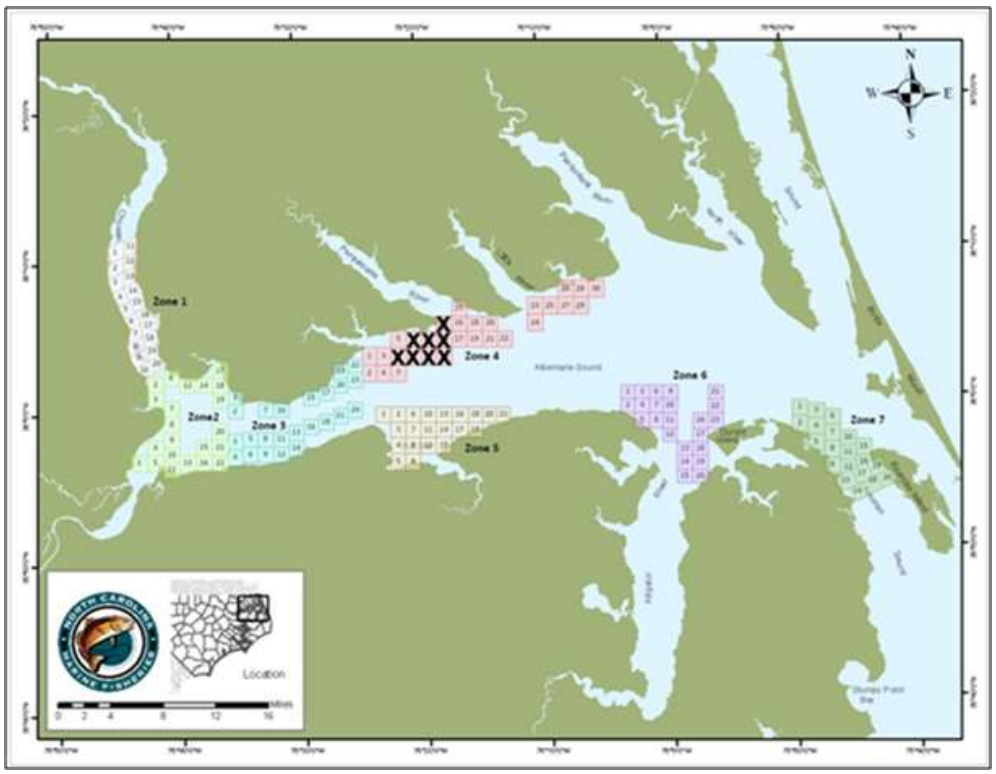

Figure 11. Locations of sampling zones and quadrants in Albemarle Sound sampled by NCDMF Program 135.

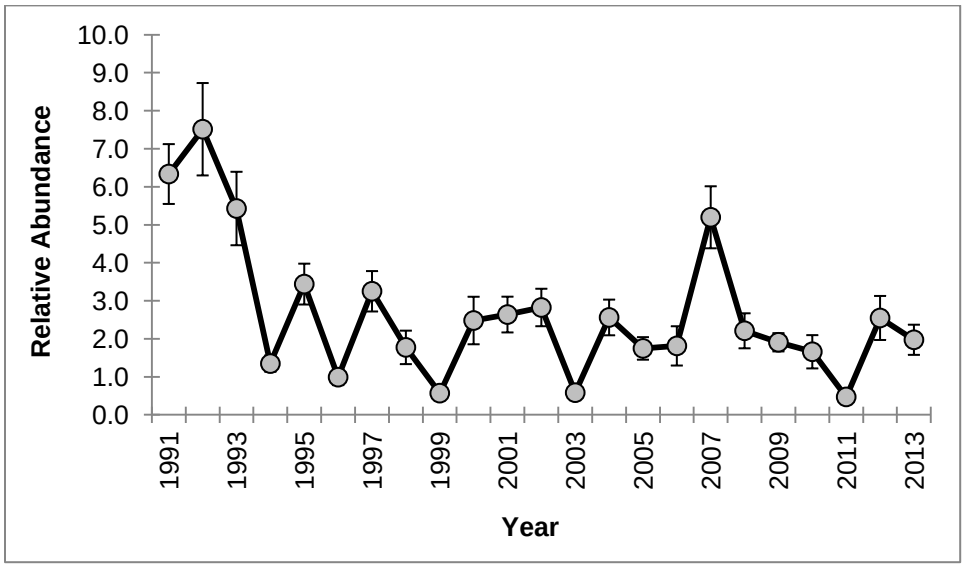

Figure 12. GLM-standardized index of relative abundance for southern flounder collected from Program 135 during November–December, 1991–2013. Error bars represent ± 1 standard error.

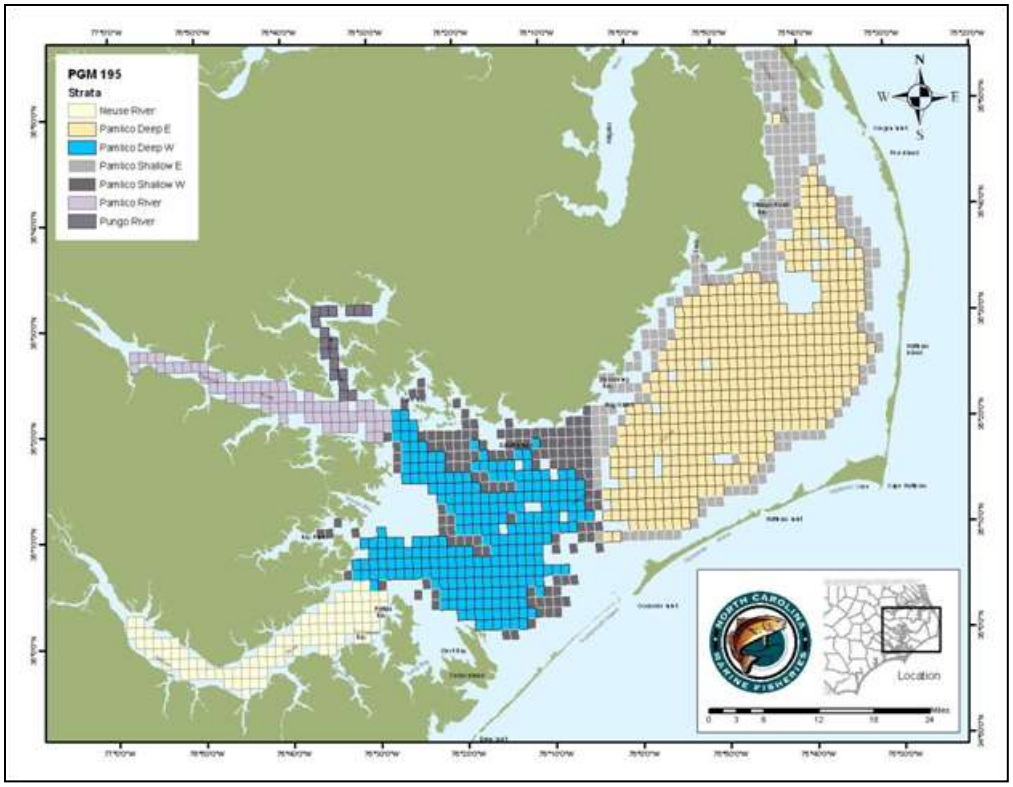

Figure 13. Locations of sites in Pamlico Sound sampled by NCDMF Program 195.

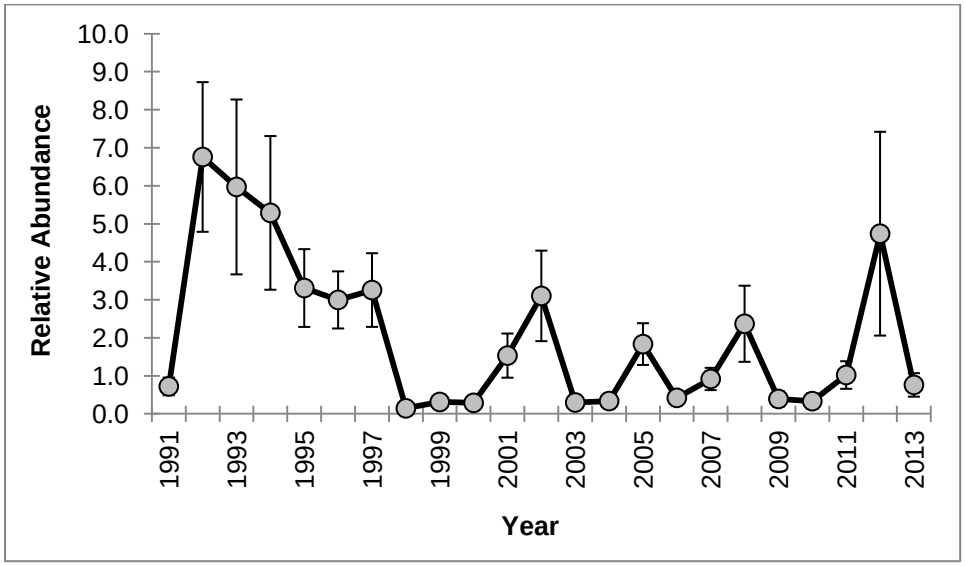

Figure 14. GLM-standardized index of relative abundance for juvenile southern flounder collected from Program 195 during September, 1991–2013. Error bars represent ± 1 standard error.

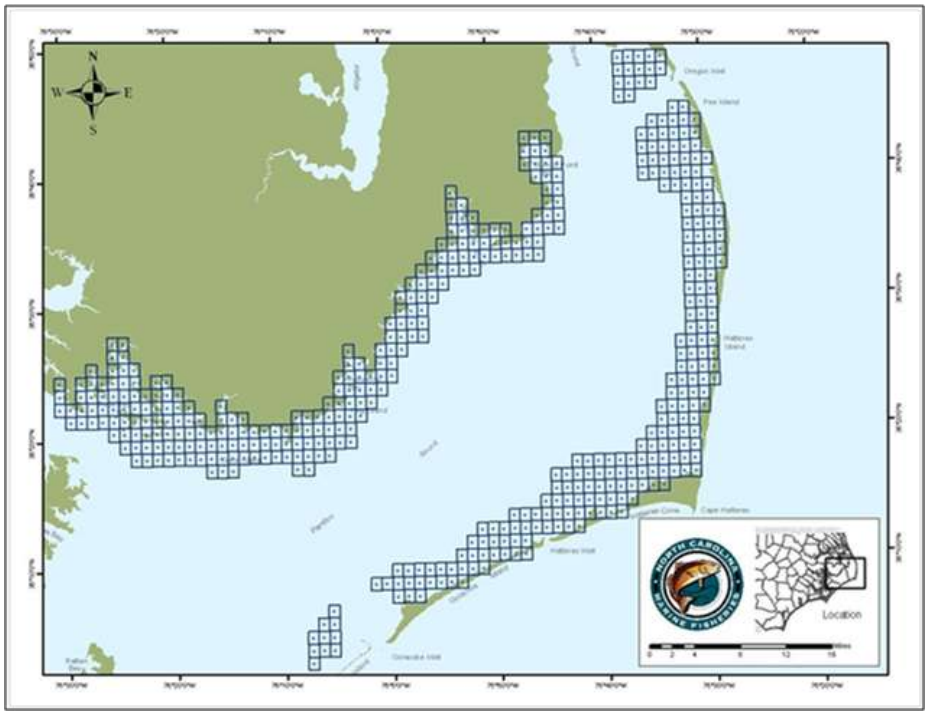

Figure 15. The sample regions and grid system for the Pamlico Sound portion of NCDMF Program 915.

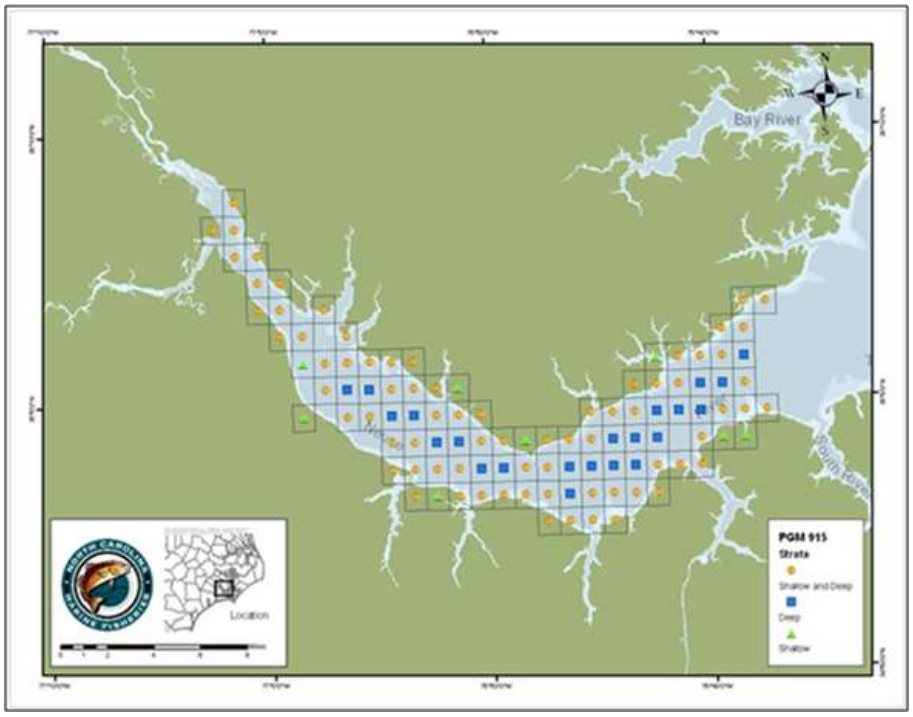

Figure 16. The sample regions and grid system for the Neuse River portion of NCDMF Program 915.

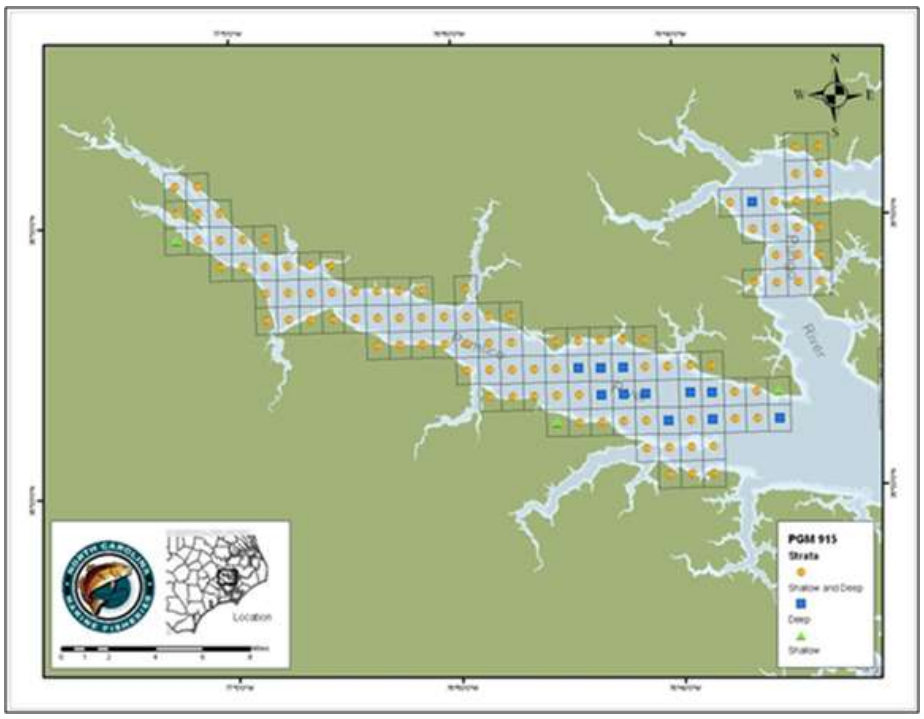

Figure 17. The sample regions and grid system for the Pamlico and Pungo river portions of NCDMF Program 915.

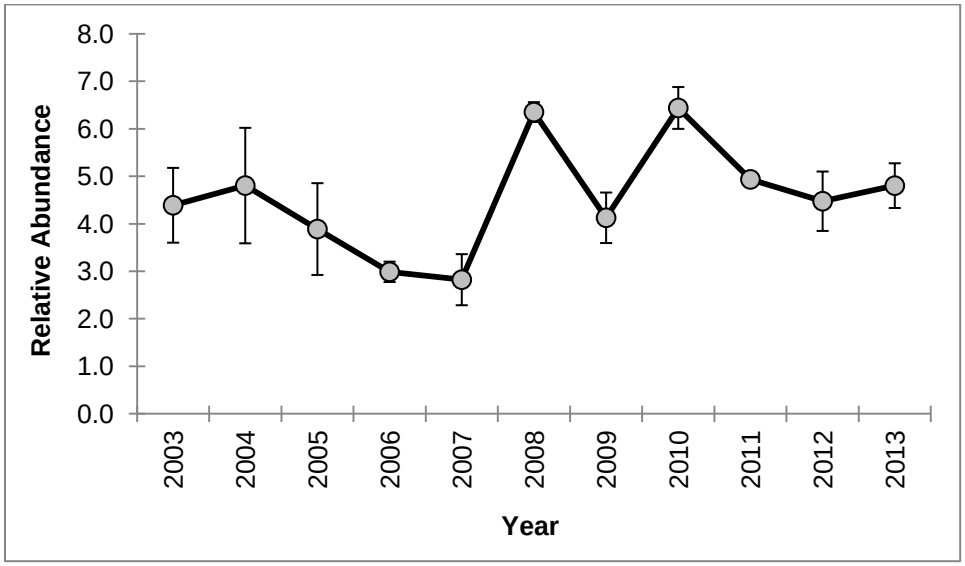

Figure 18. GLM-standardized index of relative abundance for southern flounder collected from Program 915 during July–September, 2003–2013. Error bars represent ± 1 standard error.

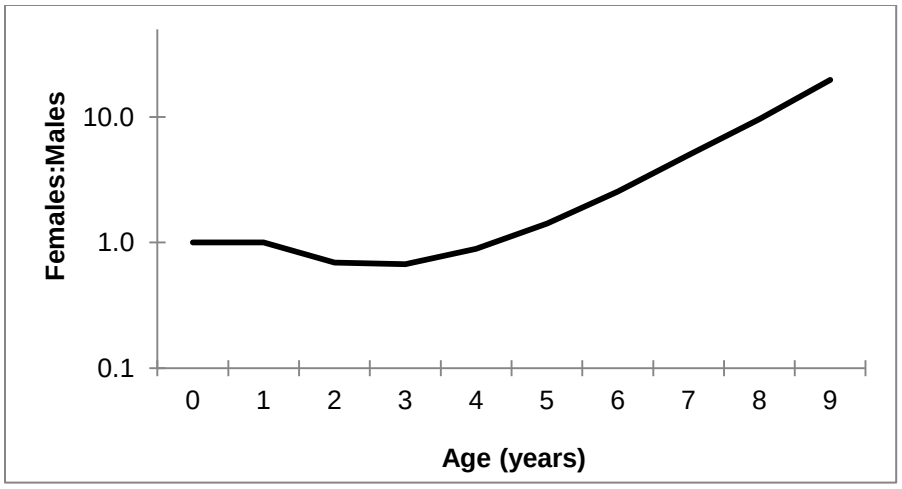

Figure 19. Sex ratio at age estimated by the Stock Synthesis model.

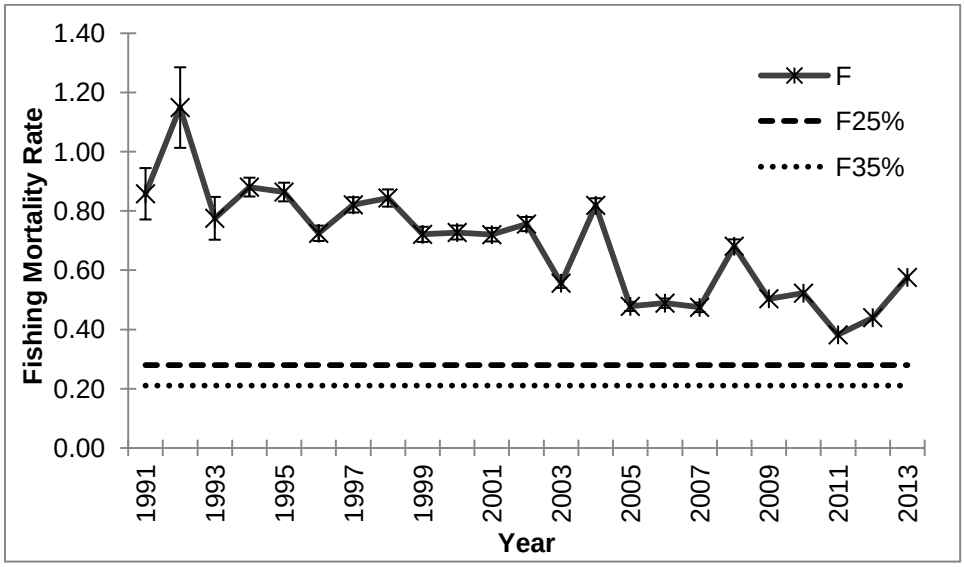

Figure 20. Annual predicted fishing mortality rates (numbers-weighted, ages 1–3) compared to estimated management benchmarks, *F*-threshold ($F_{25\%}$) and *F*-target ($F_{35\%}$). Error bars represent ± 1 standard deviation of fishing mortality rate.

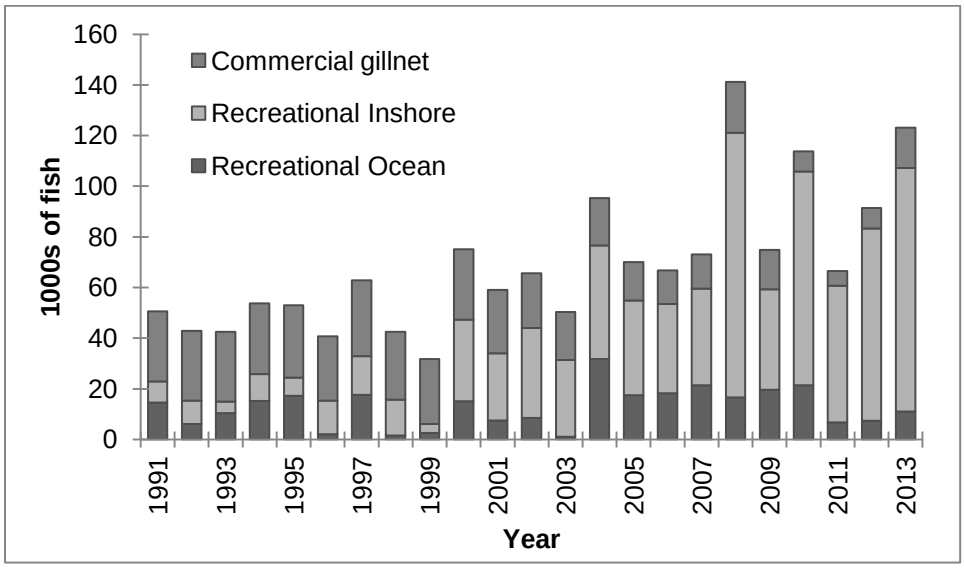

Figure 21. The number of dead discards estimated by the Stock Synthesis model for each fishery with discard data.

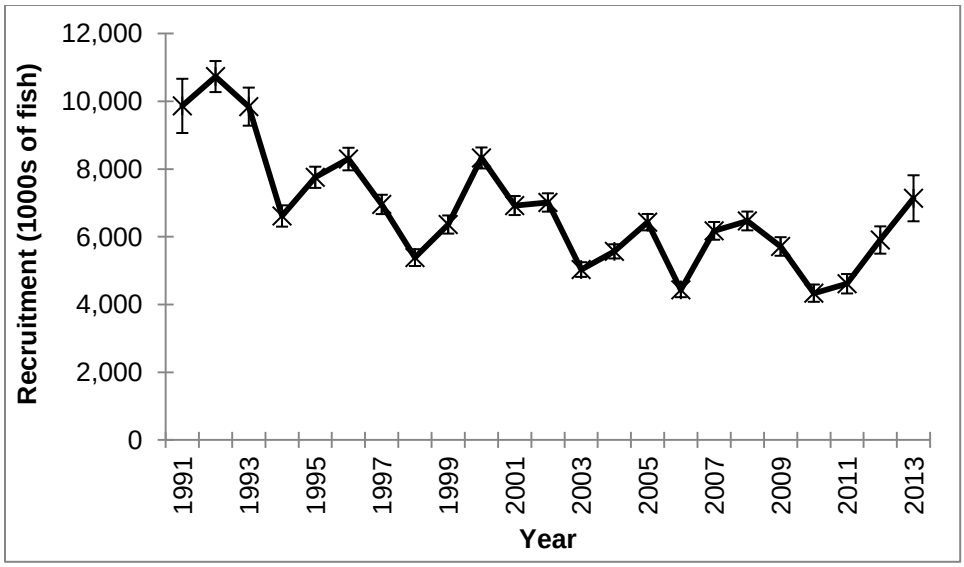

Figure 22. Predicted annual recruitment from the base run of the Stock Synthesis model. Error bars represent ± 1 standard deviation of biomass.

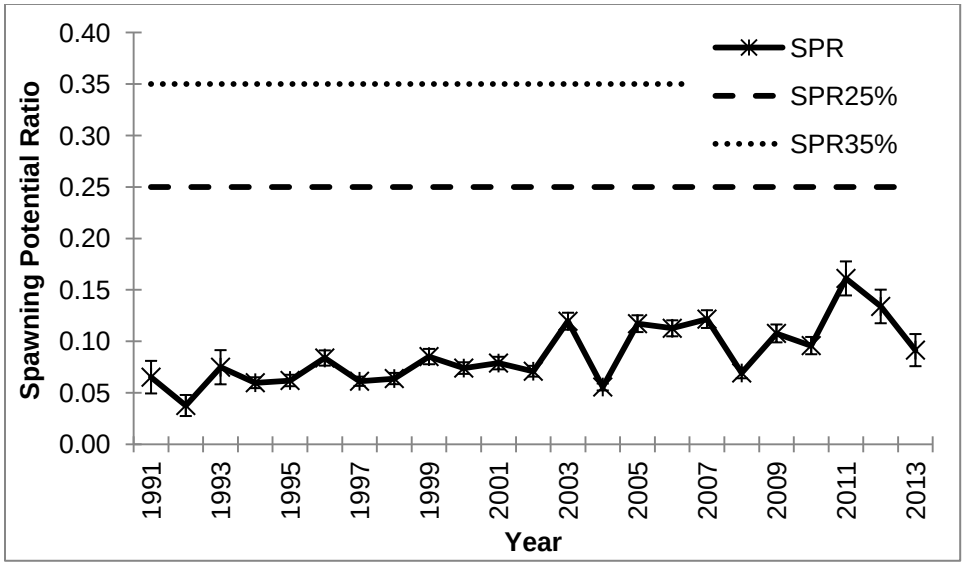

Figure 23. Predicted spawning potential ratio (SPR) and management benchmarks from the base run of the Stock Synthesis model. Error bars represent ± 1 standard deviation of SPR.

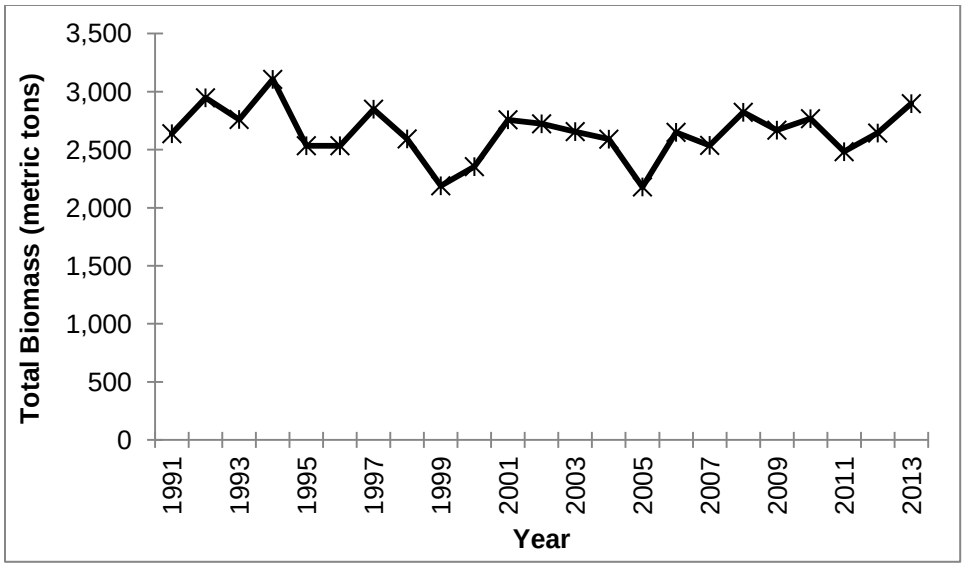

Figure 24. Predicted annual total biomass (all ages 1+) from the base run of the Stock Synthesis model.

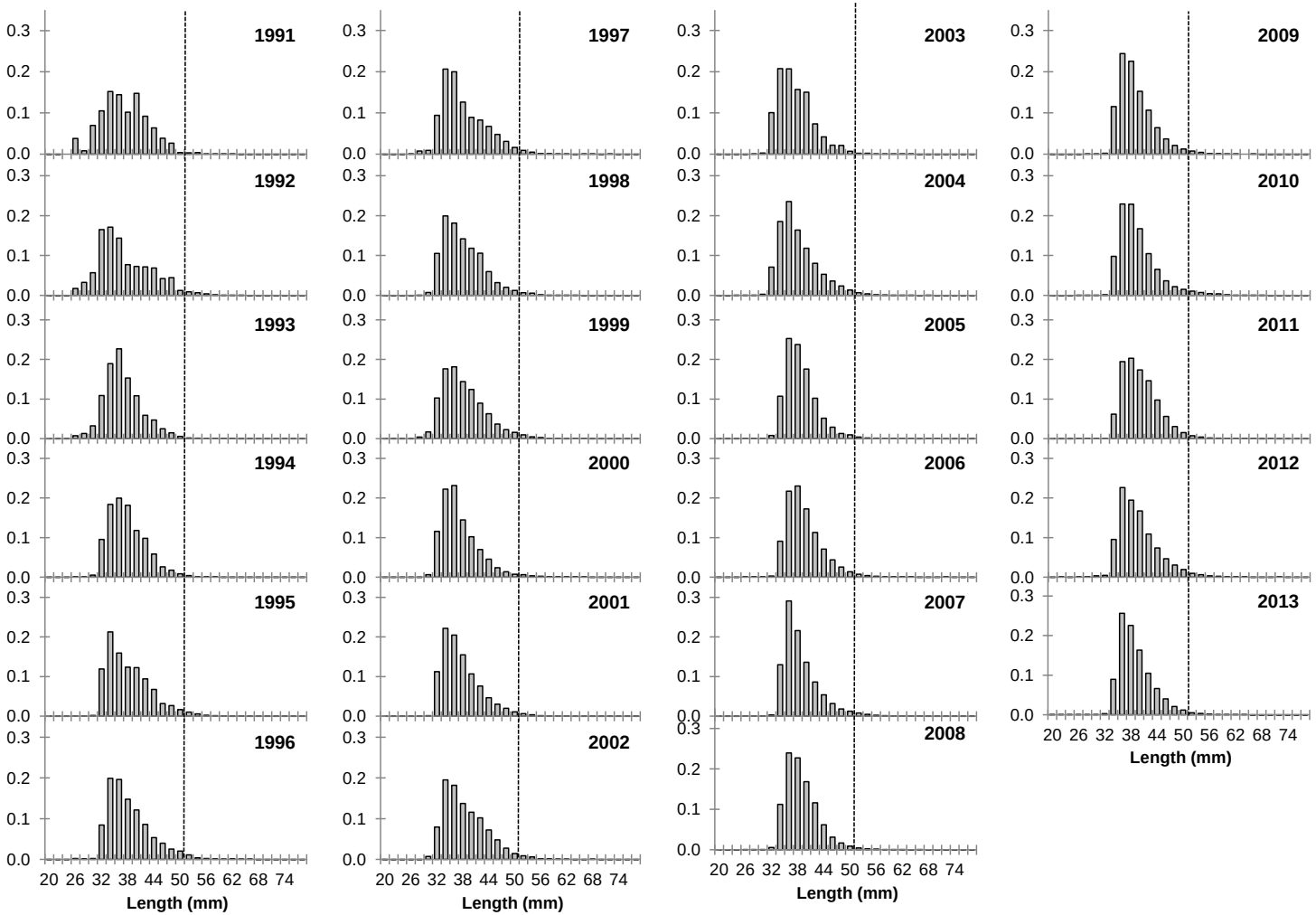

Figure 25. Annual length-frequency distributions of all southern flounder sampled from North Carolina commercial and recreational fisheries' landings and the four surveys used in the southern flounder stock assessment during years 1991–2013. Values right of the dashed, vertical reference lines indicate growth model predictions for age-3 and older females.

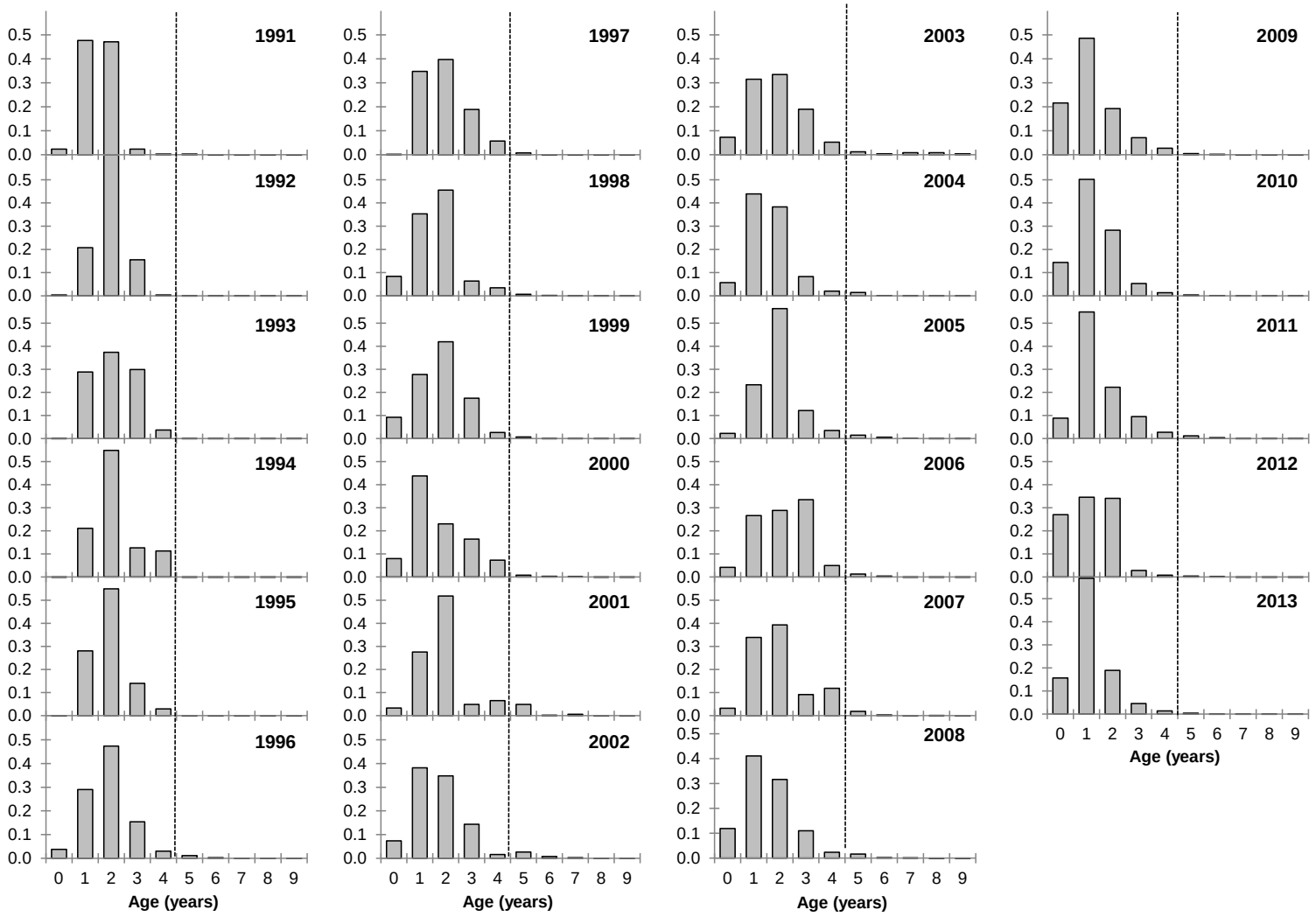

Figure 26. Annual age-frequency distributions of southern flounder sampled from North Carolina. All age samples recorded in the NCDMF biological database for years 1991–2013 were tabulated. Values right of the dashed, vertical reference lines indicate age-5 and older females.

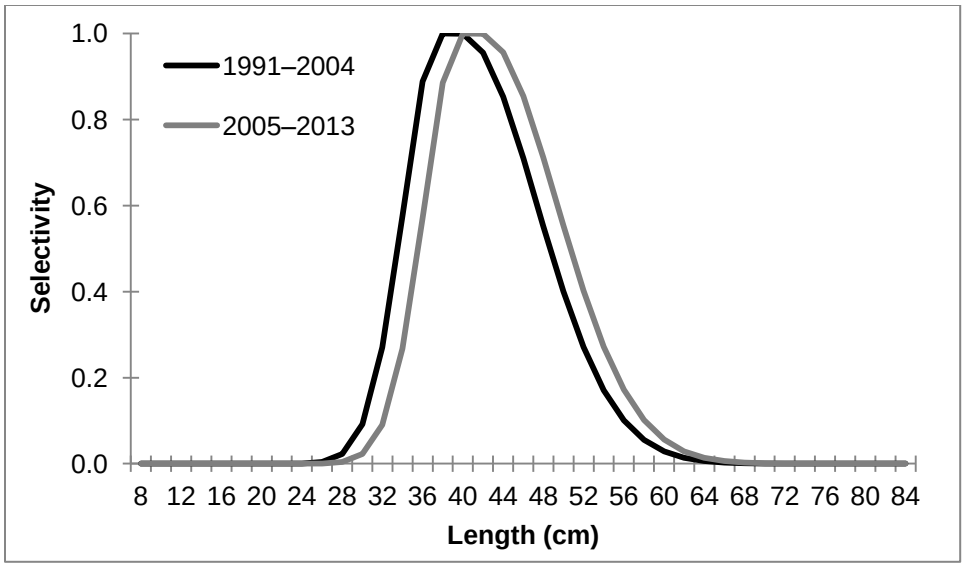

Figure 27. Predicted selectivity curves for the commercial fishery from the base run of the Stock Synthesis model.

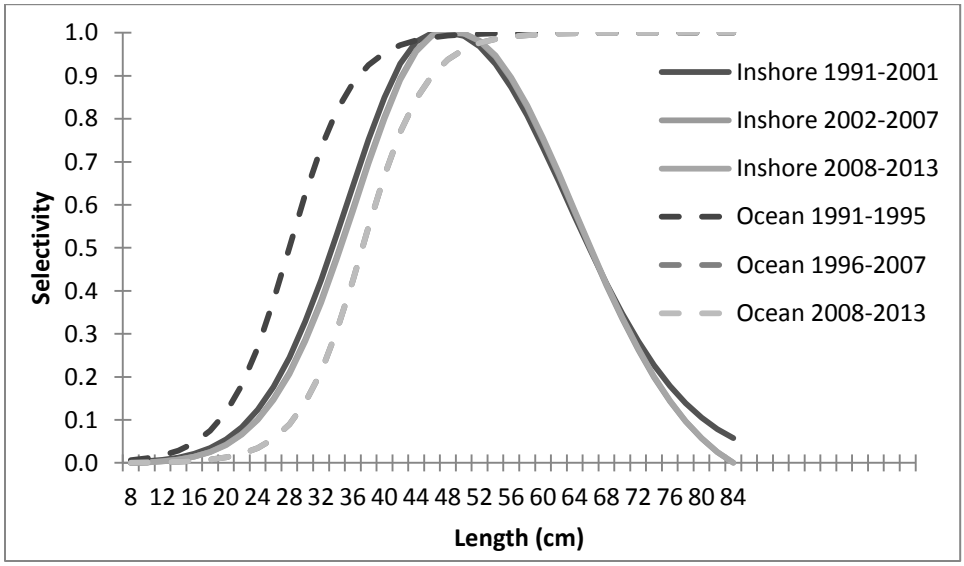

Figure 28. Predicted selectivity curves for the recreational fishery from the base run of the Stock Synthesis model. Ocean 1996–2007 and ocean 2008–2013 curves are identical, as are inshore 2002–2007 and inshore 2008-2013 curves.

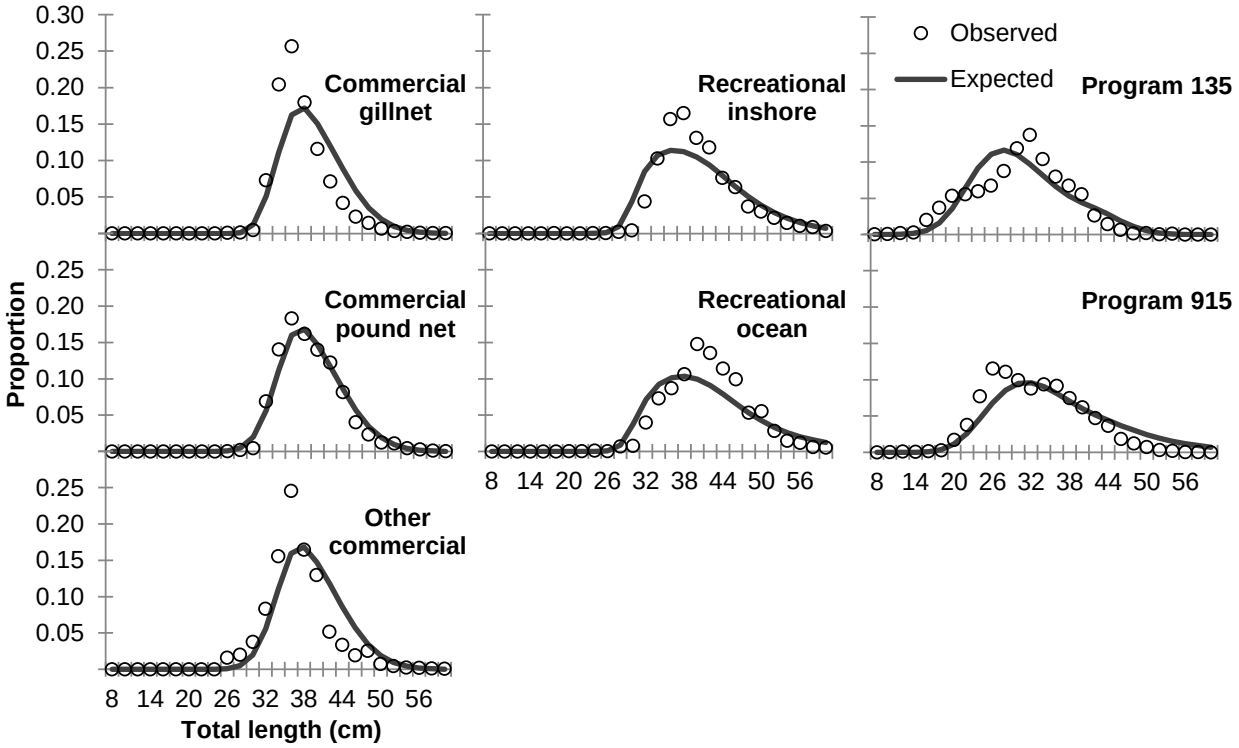

Figure 29. Observed and predicted cumulative length-frequency distributions for all fishery fleets and adult indices of relative abundance from the base run of the Stock Synthesis model.

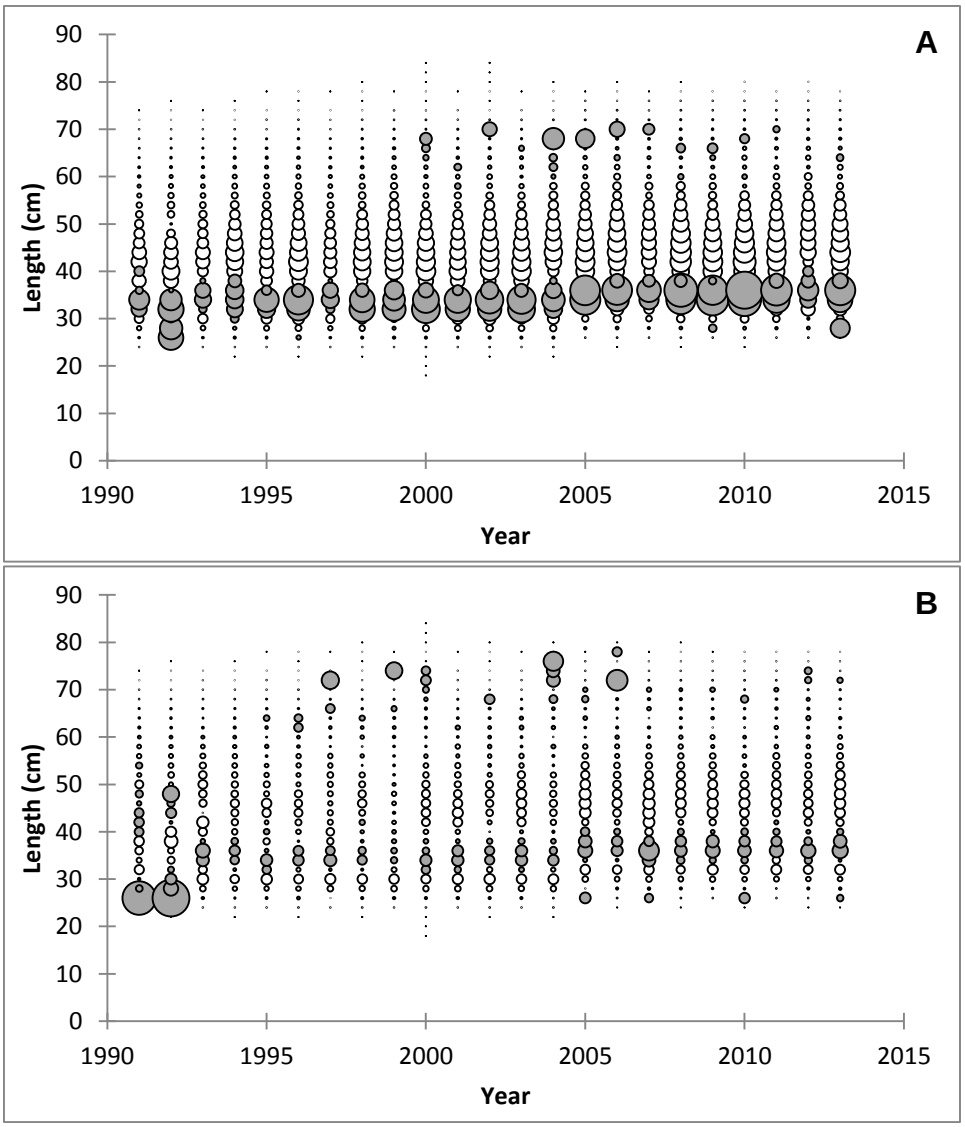

Figure 30. Standardized residuals for the commercial gill-net fishery landings length composition data for (A) season 1 and (B) season 2 from the base run of the Stock Synthesis model. Gray circles represent positive residuals while white circles represent negative residuals. The area of the circles is proportional to the size of the residuals.

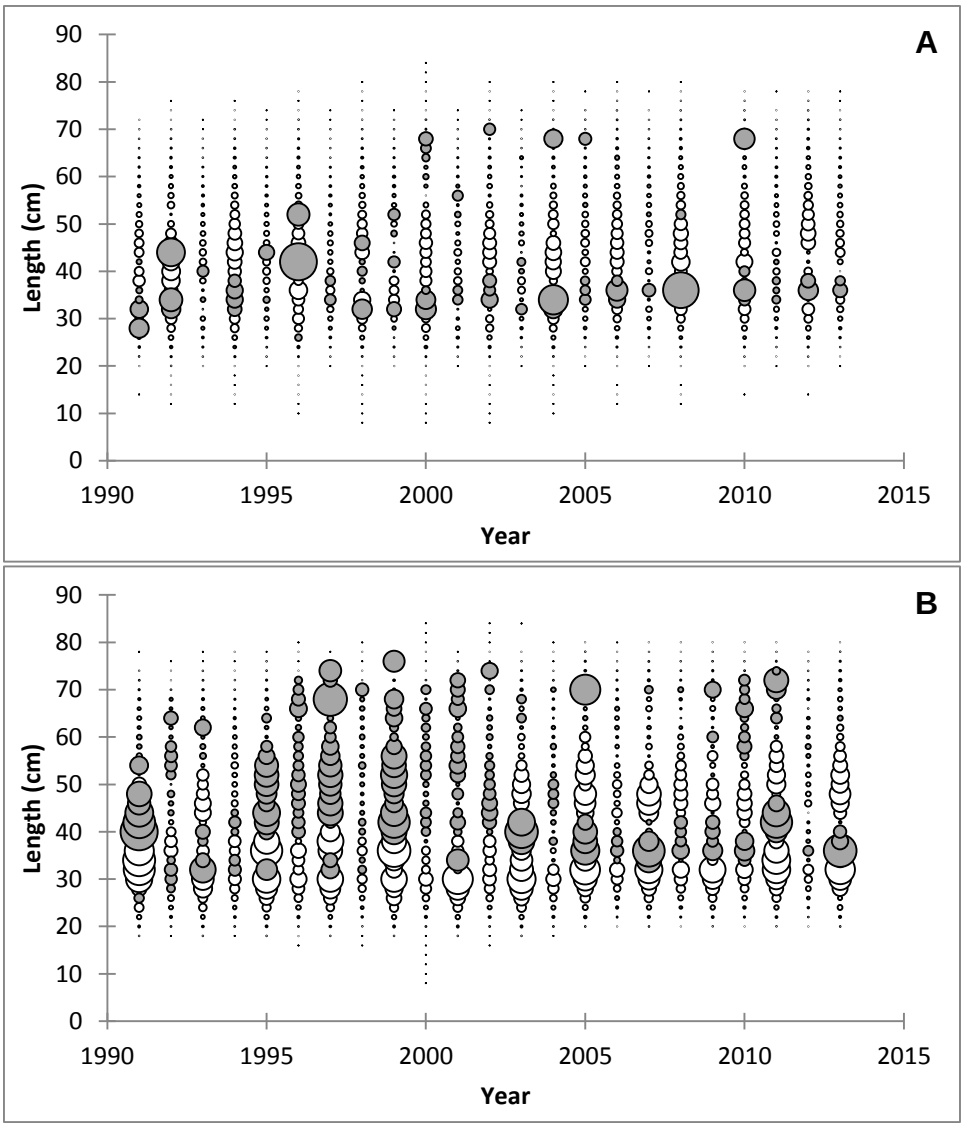

Figure 31. Standardized residuals for the commercial pound net fishery landings length composition data for (A) season 1 and (B) season 2 from the base run of the Stock Synthesis model. Gray circles represent positive residuals while white circles represent negative residuals. The area of the circles is proportional to the size of the residuals.

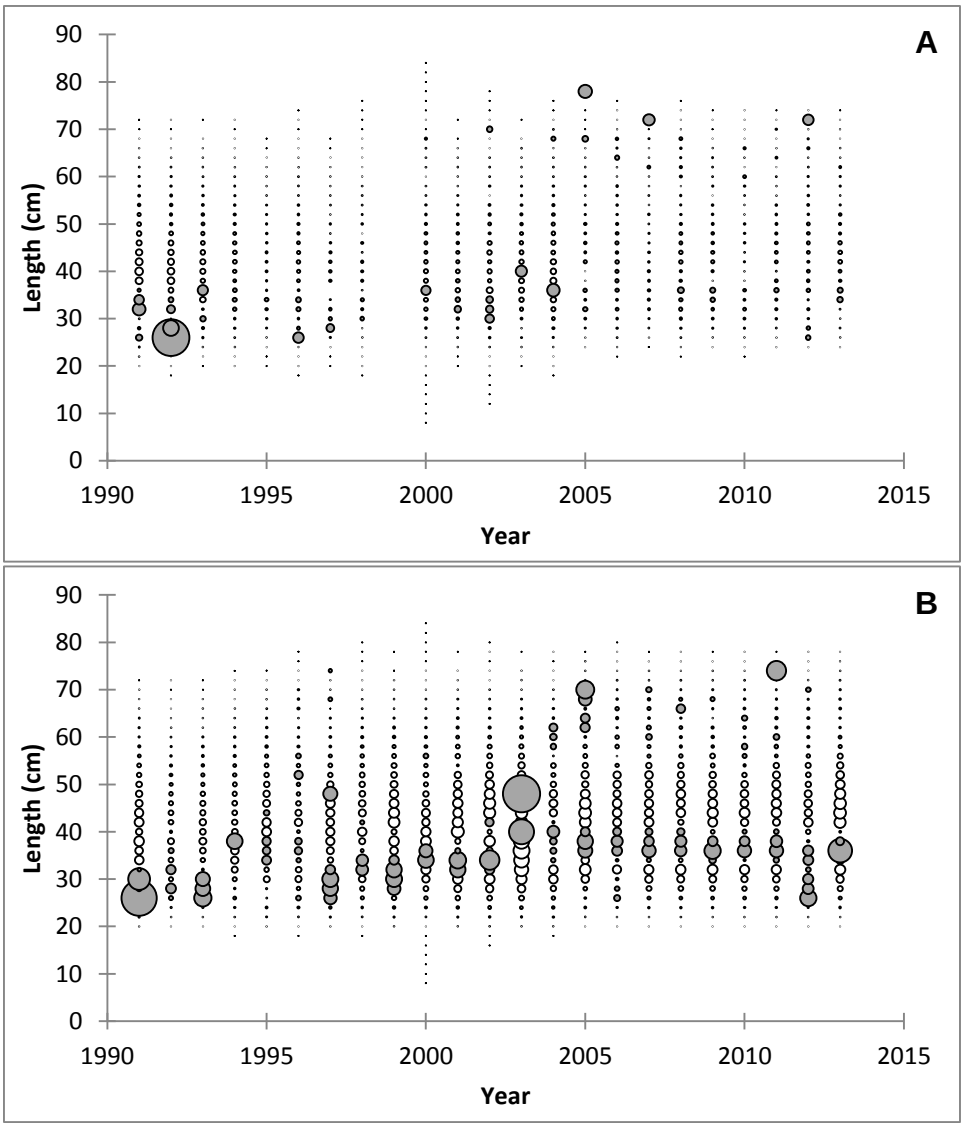

Figure 32. Standardized residuals for other commercial fishery landings length composition data for (A) season 1 and (B) season 2 from the base run of the Stock Synthesis model. Gray circles represent positive residuals while white circles represent negative residuals. The area of the circles is proportional to the size of the residuals.

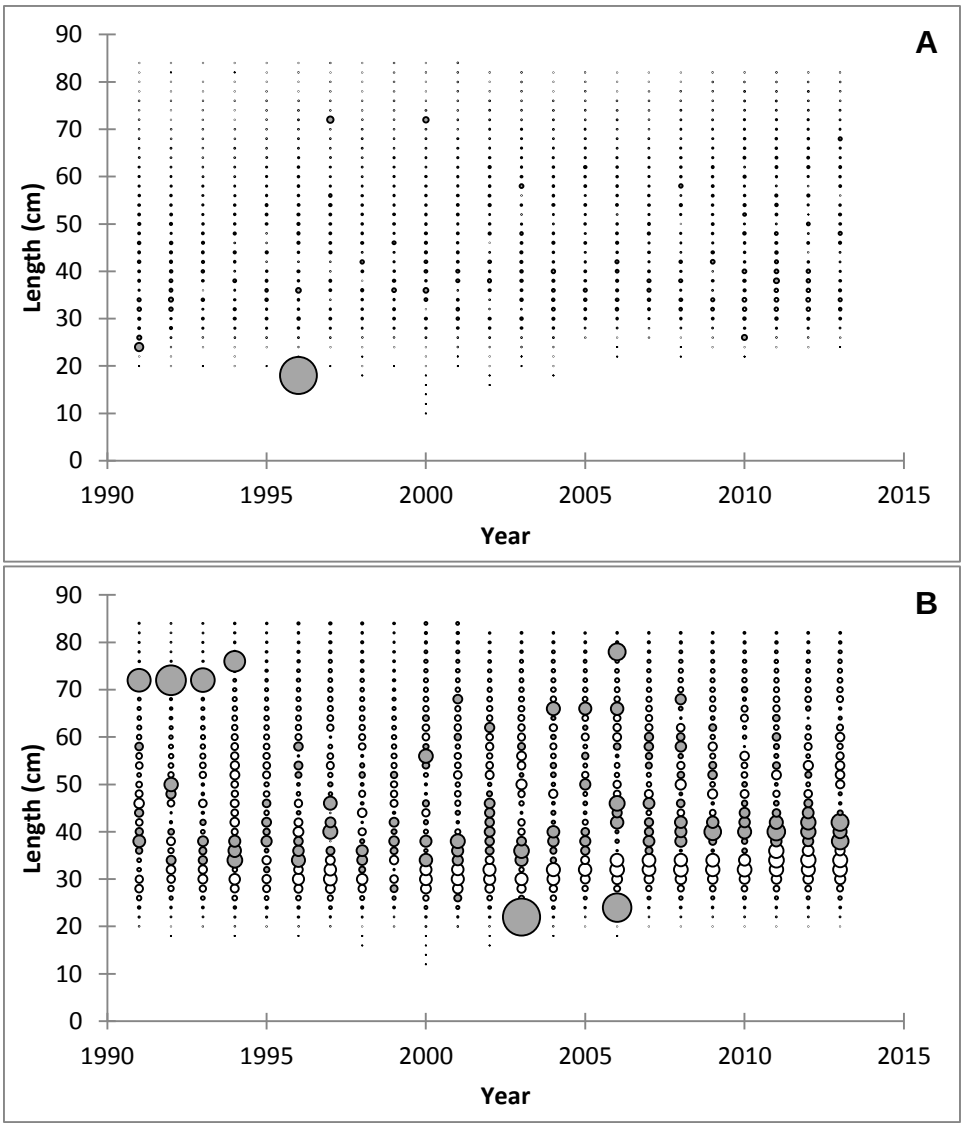

Figure 33. Standardized residuals for recreational inshore fishery landings length composition data for (A) season 1 and (B) season 2 from the base run of the Stock Synthesis model. Gray circles represent positive residuals while white circles represent negative residuals. The area of the circles is proportional to the size of the residuals.

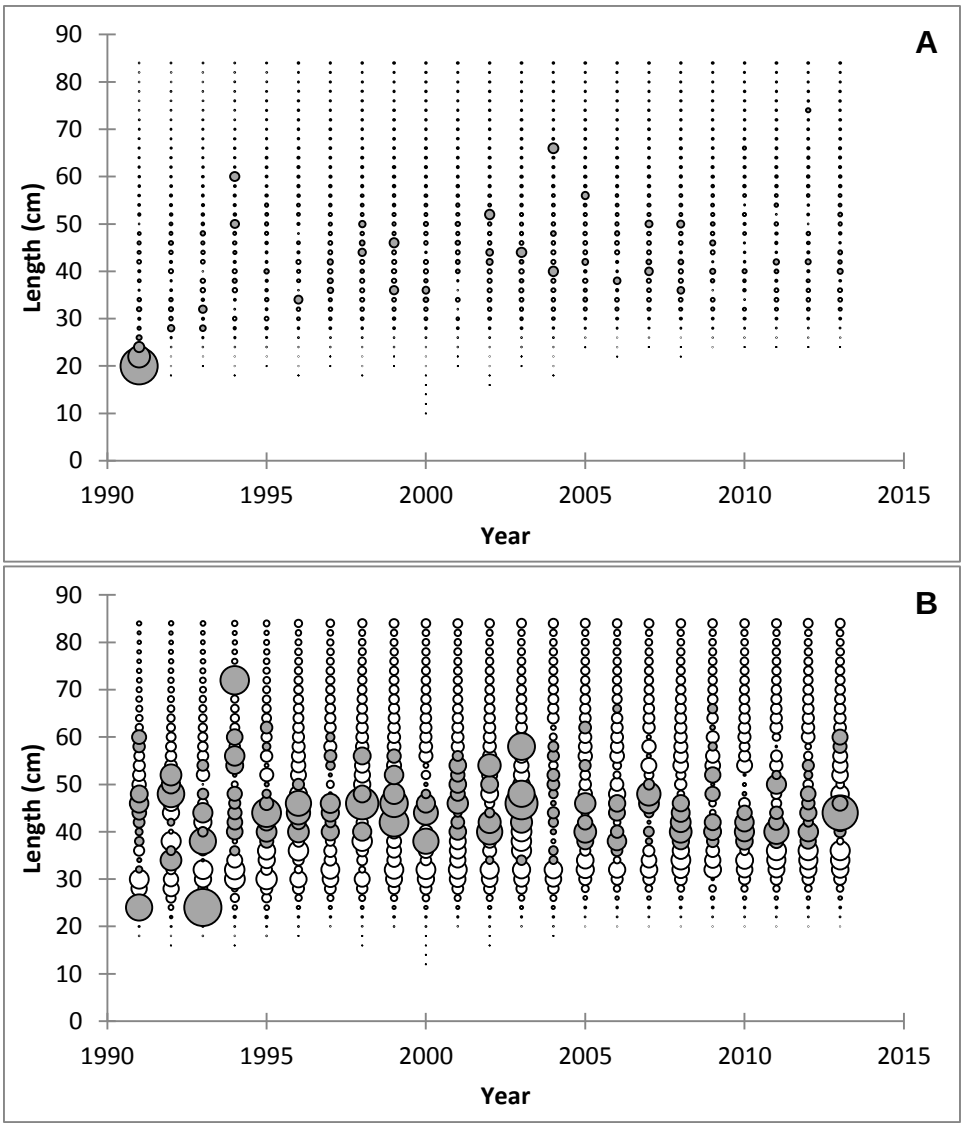

Figure 34. Standardized residuals for recreational ocean fishery landings length composition data for (A) season 1 and (B) season 2 from the base run of the Stock Synthesis model. Gray circles represent positive residuals while white circles represent negative residuals. The area of the circles is proportional to the size of the residuals.

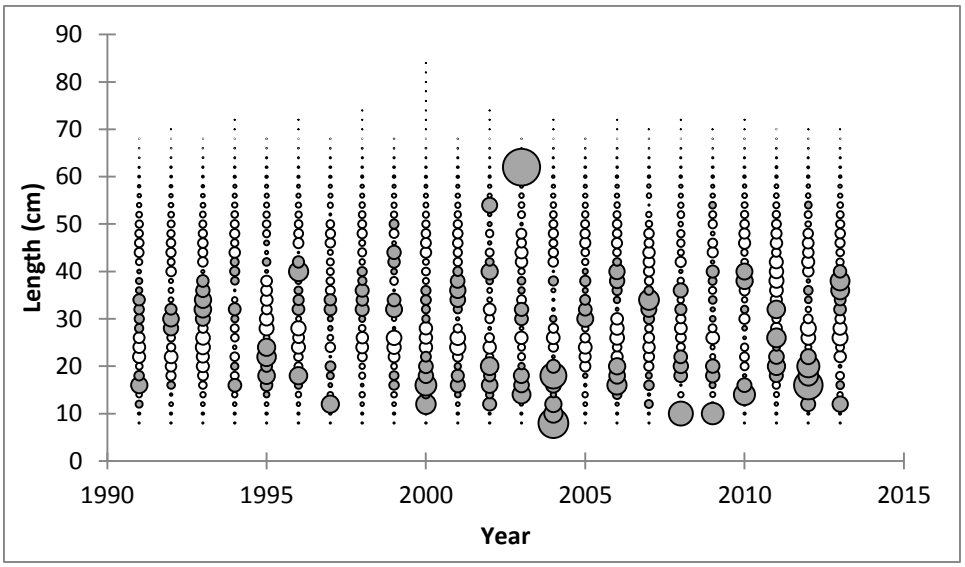

Figure 35. Standardized residuals for Program 135 length composition data from the base run of the Stock Synthesis model. Gray circles represent positive residuals while white circles represent negative residuals. The area of the circles is proportional to the size of the residuals.

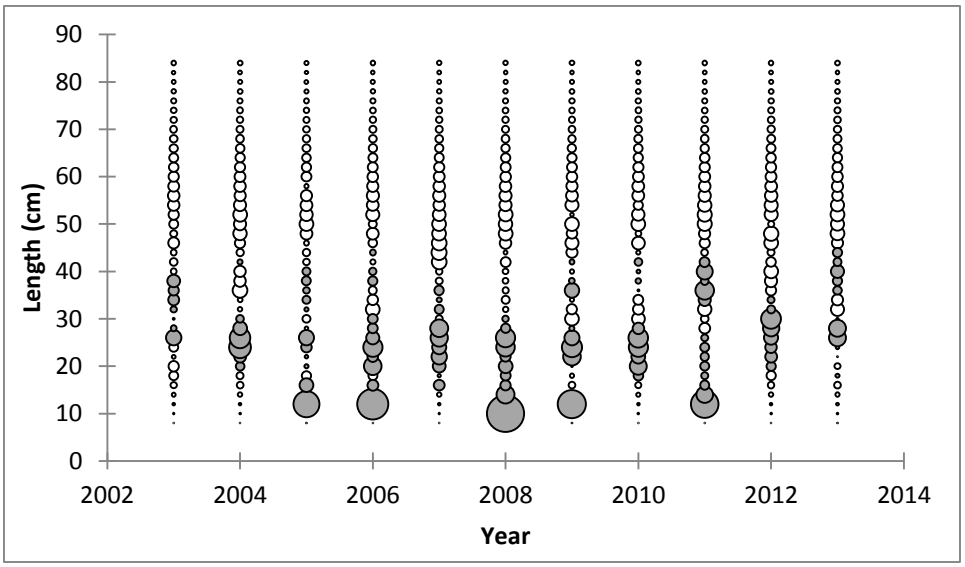

Figure 36. Standardized residuals for Program 915 length composition data from the base run of the Stock Synthesis model. Gray circles represent positive residuals while white circles represent negative residuals. The area of the circles is proportional to the size of the residuals.

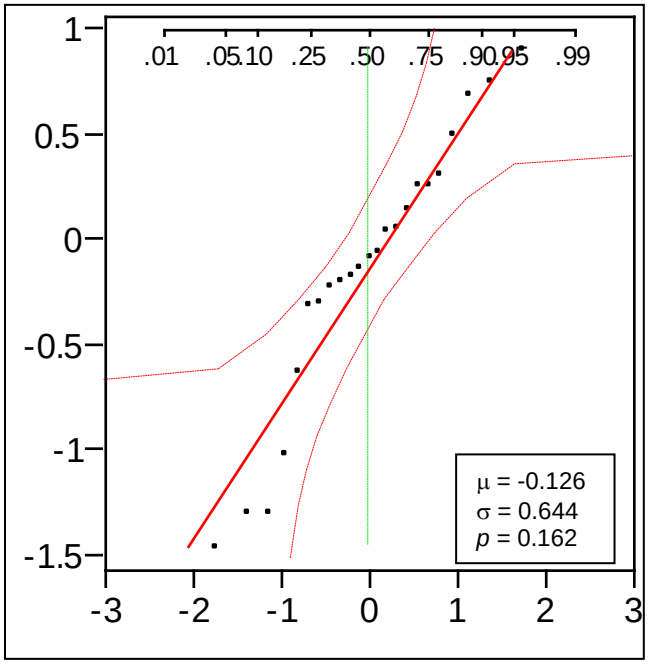

Figure 37. Normal quantile plots (Q-Q plots) of the standardized residuals for Program 135 index of relative abundance from the base run of the Stock Synthesis model. The mean (μ), standard deviation (σ), and test for normality (*P*-value) of the standardized residuals is also given.

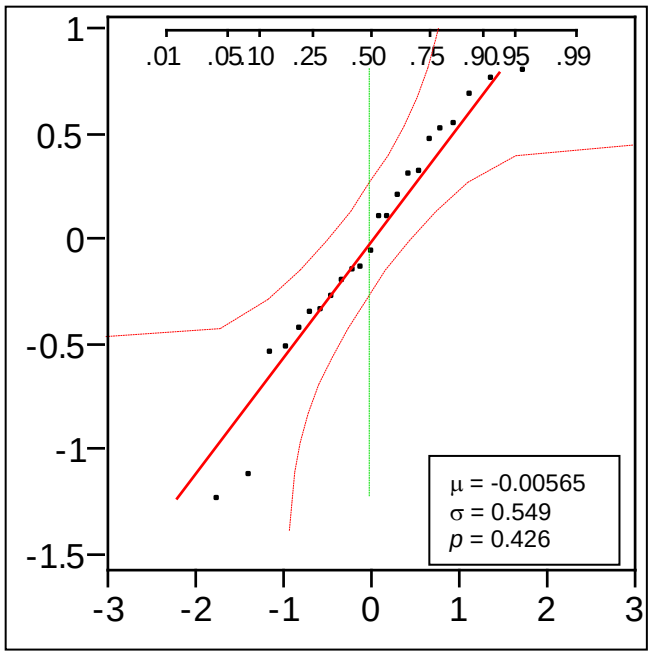

Figure 38. Normal quantile plots (Q-Q plots) of the standardized residuals for Program 120 index of age-0 relative abundance from the base run of the Stock Synthesis model. The mean (μ), standard deviation (σ), and test for normality (*P*-value) of the standardized residuals is also given.

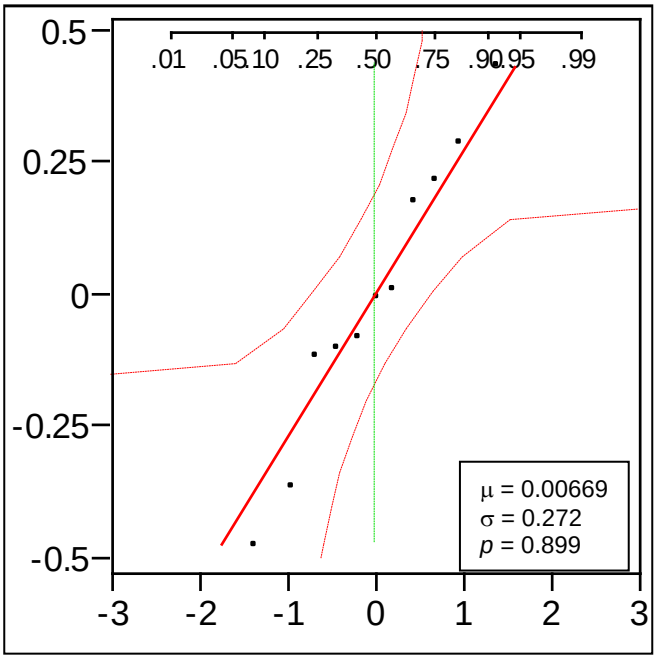

Figure 39. Normal quantile plots (Q-Q plots) of the standardized residuals for Program 915 index of relative abundance from the base run of the Stock Synthesis model. The mean (μ), standard deviation (σ), and test for normality (*P*-value) of the standardized residuals is also given.

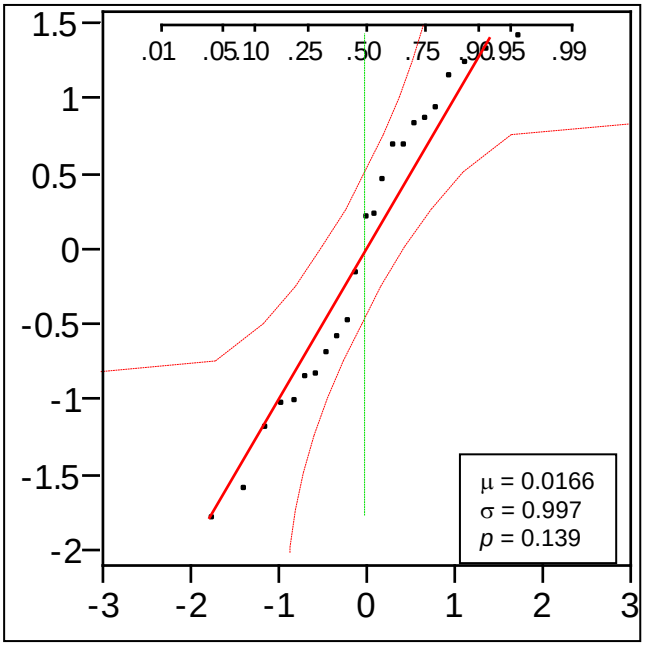

Figure 40. Normal quantile plots (Q-Q plots) of the standardized residuals for Program 195 index of age-0 relative abundance from the base run of the Stock Synthesis model. The mean (μ), standard deviation (σ), and test for normality (*P*-value) of the standardized residuals is also given.

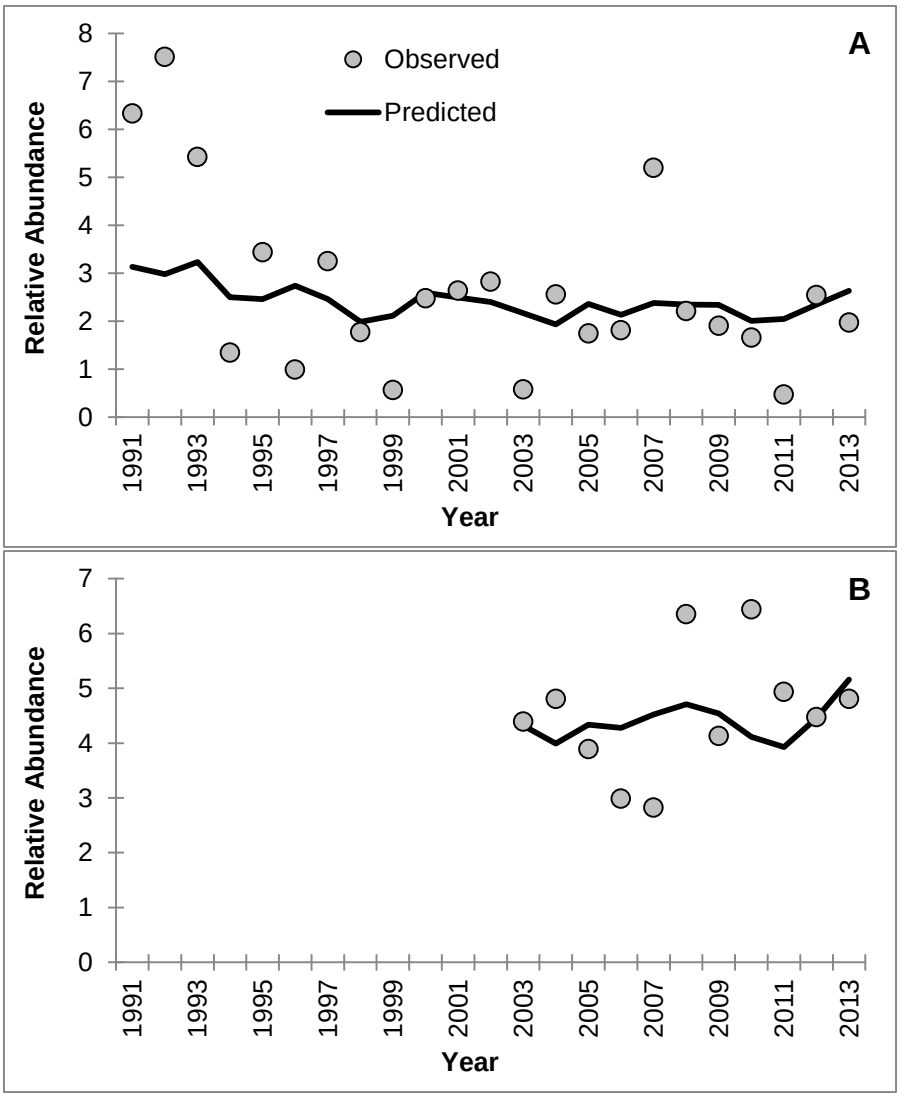

Figure 41. Observed and predicted values for the (A) Program 135 and (B) Program 915 indices of adult southern flounder relative abundance from the base run of the Stock Synthesis model.

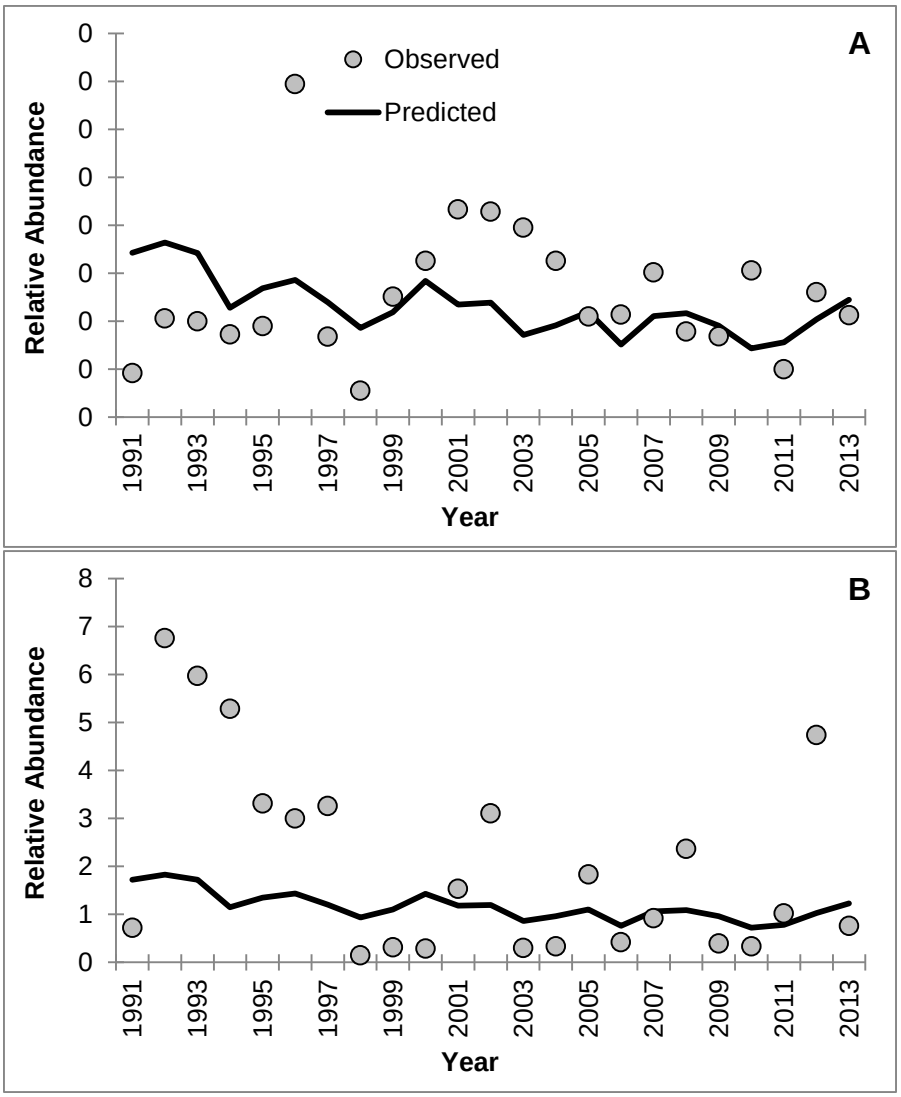

Figure 42. Observed and predicted values for the (A) Program 120 and (B) Program 195 indices of age-0 southern flounder relative abundance from the base run of the Stock Synthesis model.

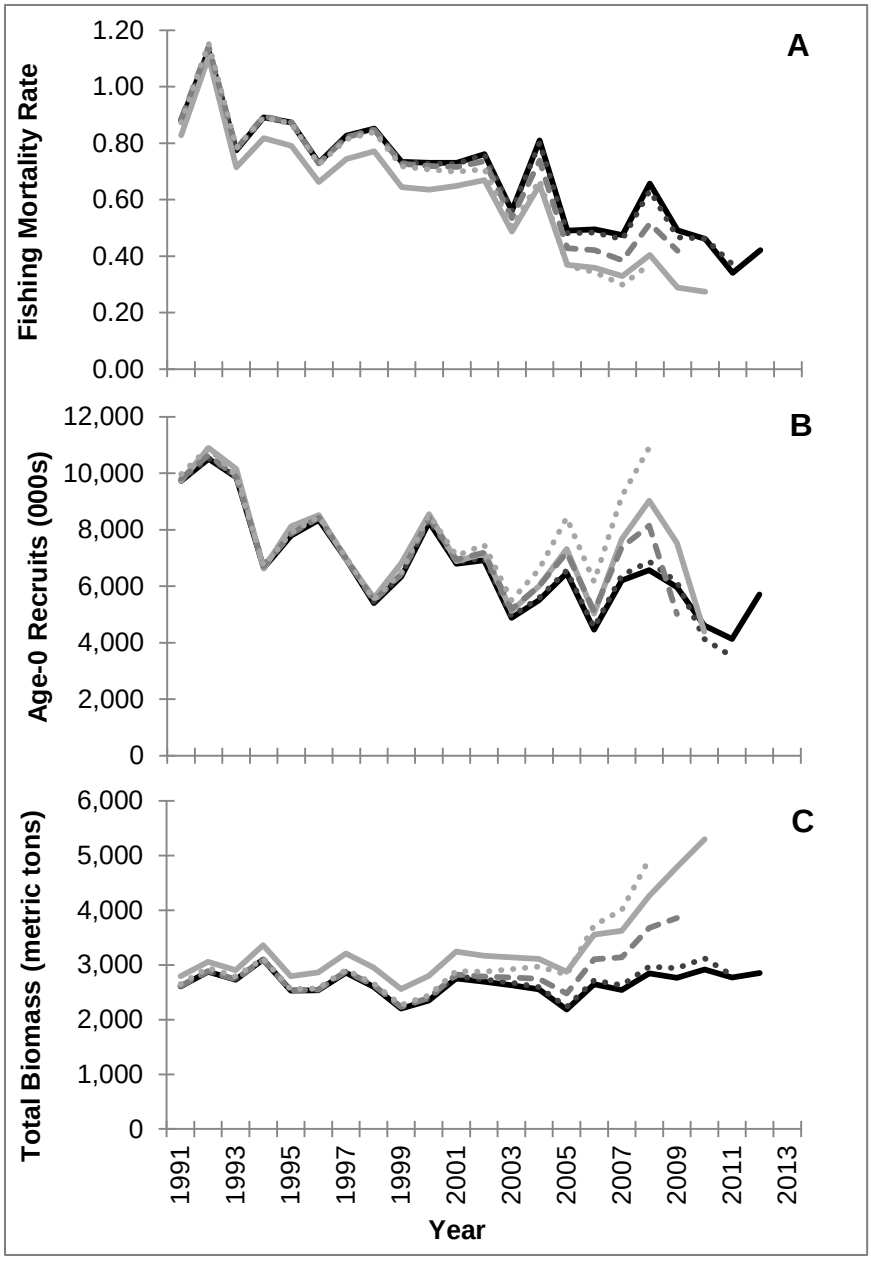

Figure 43. Retrospective bias in (A) fishing mortality, (B) recruitment, and (C) biomass (age-1+). The retrospective analysis is completed by sequentially removing terminal years of data, to explore model sensitivity to adding additional years of data.

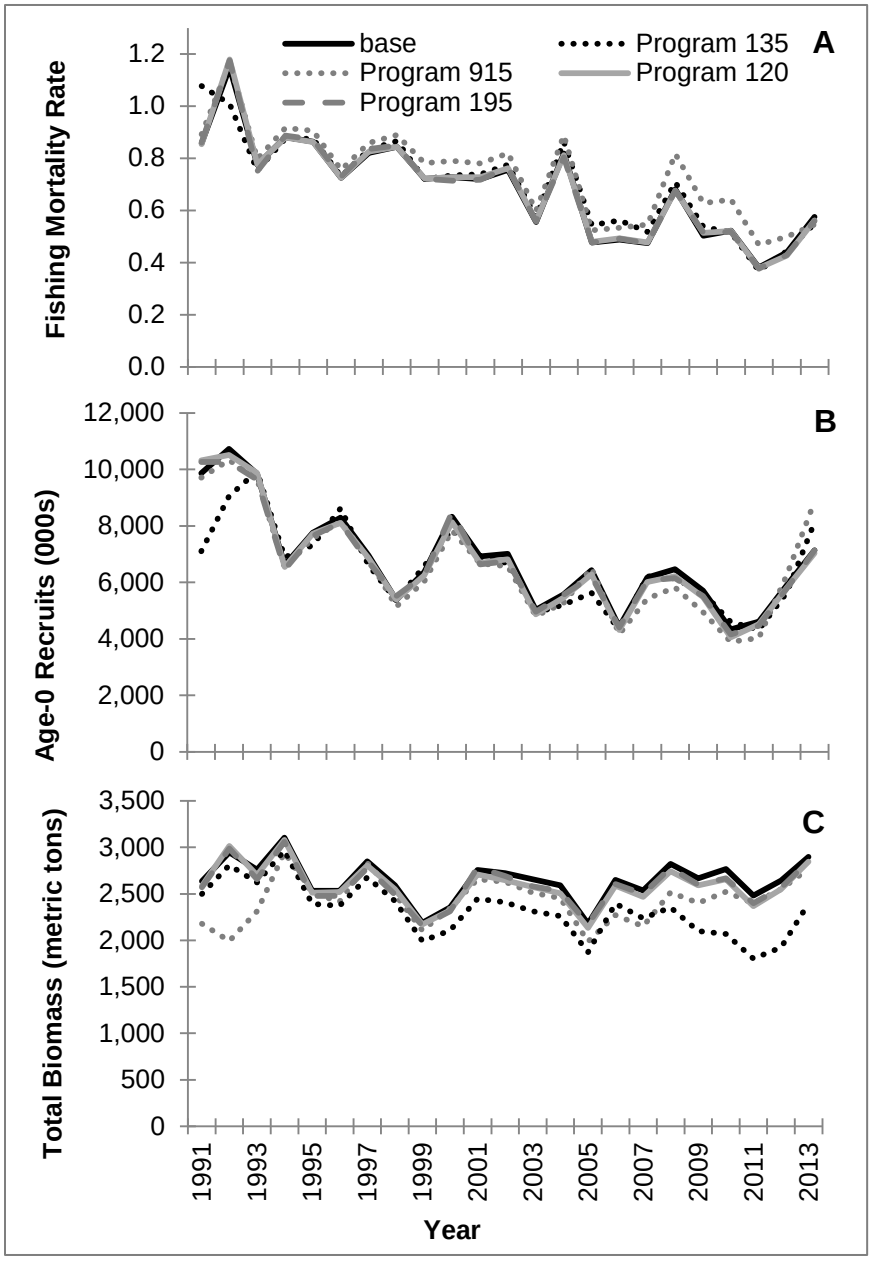

Figure 44. Model sensitivity to each fisheries-independent index of relative abundance, assessed by comparing estimates of (A) fishing mortality, (B) recruitment, and (C) biomass (age-1+). The sensitivity analysis is completed by sequentially removing all data collected from each survey.

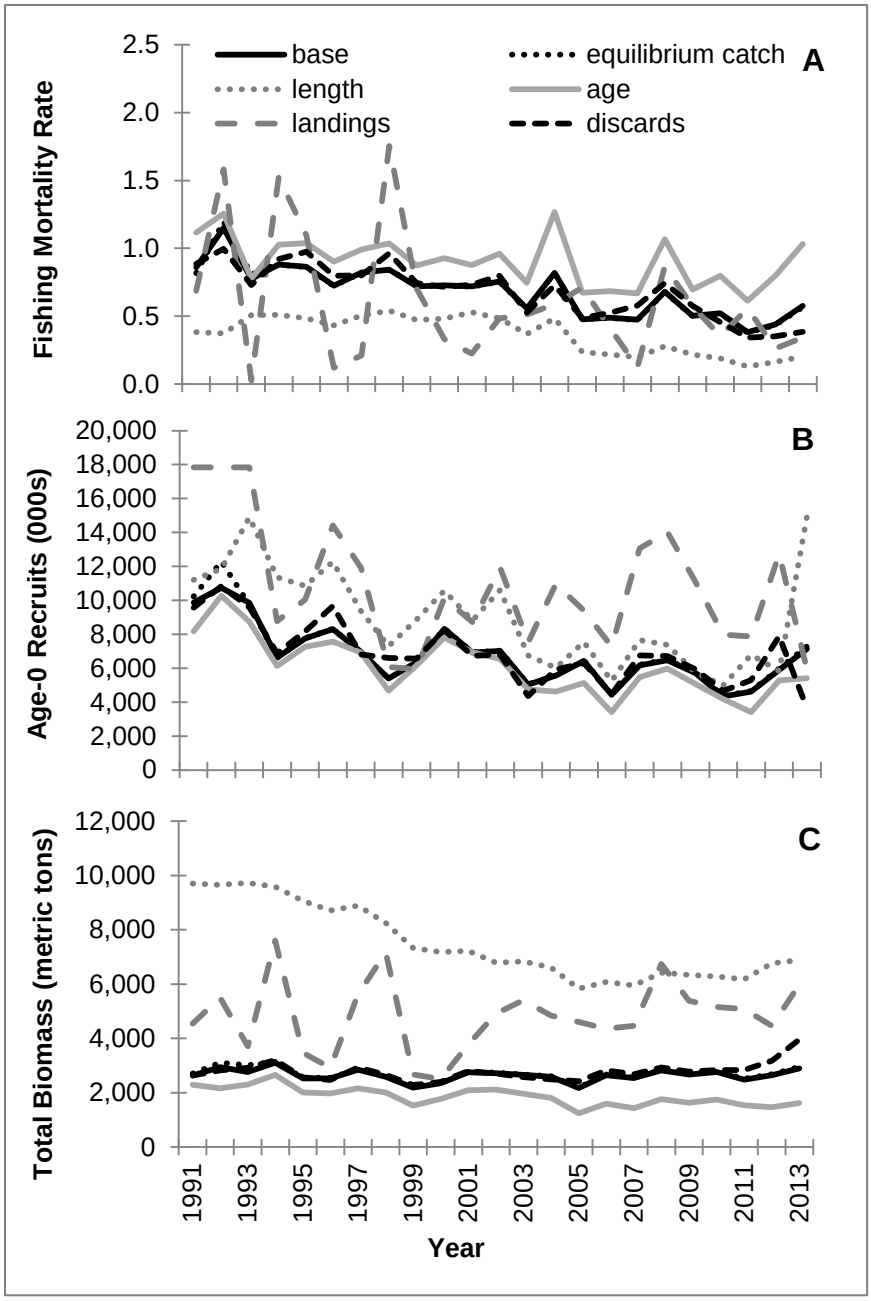

Figure 45. Model sensitivity to each category of data. Sensitivity to data categories was explored by iteratively down-weighting each category of data, regardless of data source (fishery or survey).

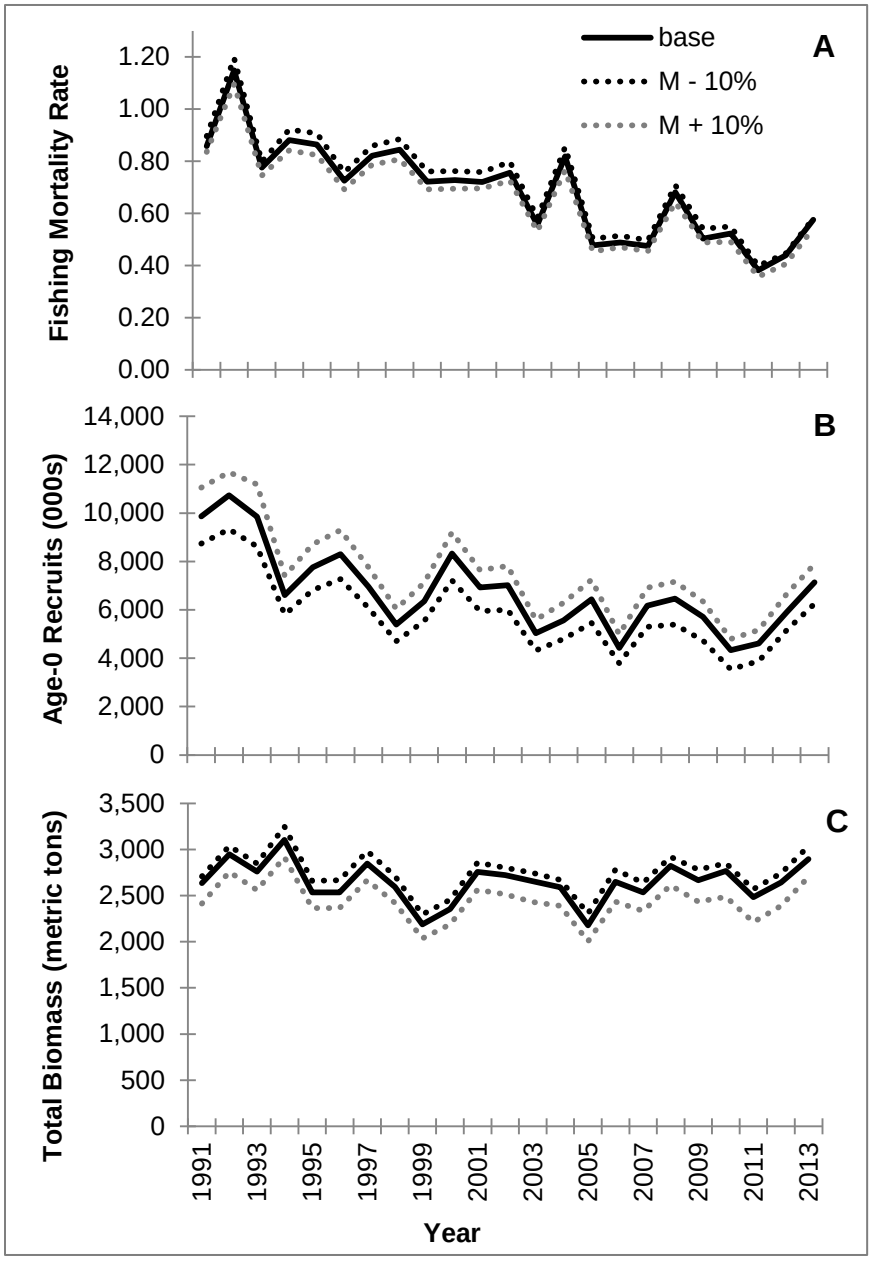

Figure 46. Model sensitivity to different levels of natural mortality, assessed by comparing estimates of (A) fishing mortality, (B) recruitment, and (C) biomass (age-1+). The sensitivity analysis is completed by rerunning the stock assessment model with different inputs for natural mortality. The sensitivity analysis using *M* plus migration accounted for emigration to other states, based on tag-return data and assuming that emigrants do not return to the North Carolina stock.

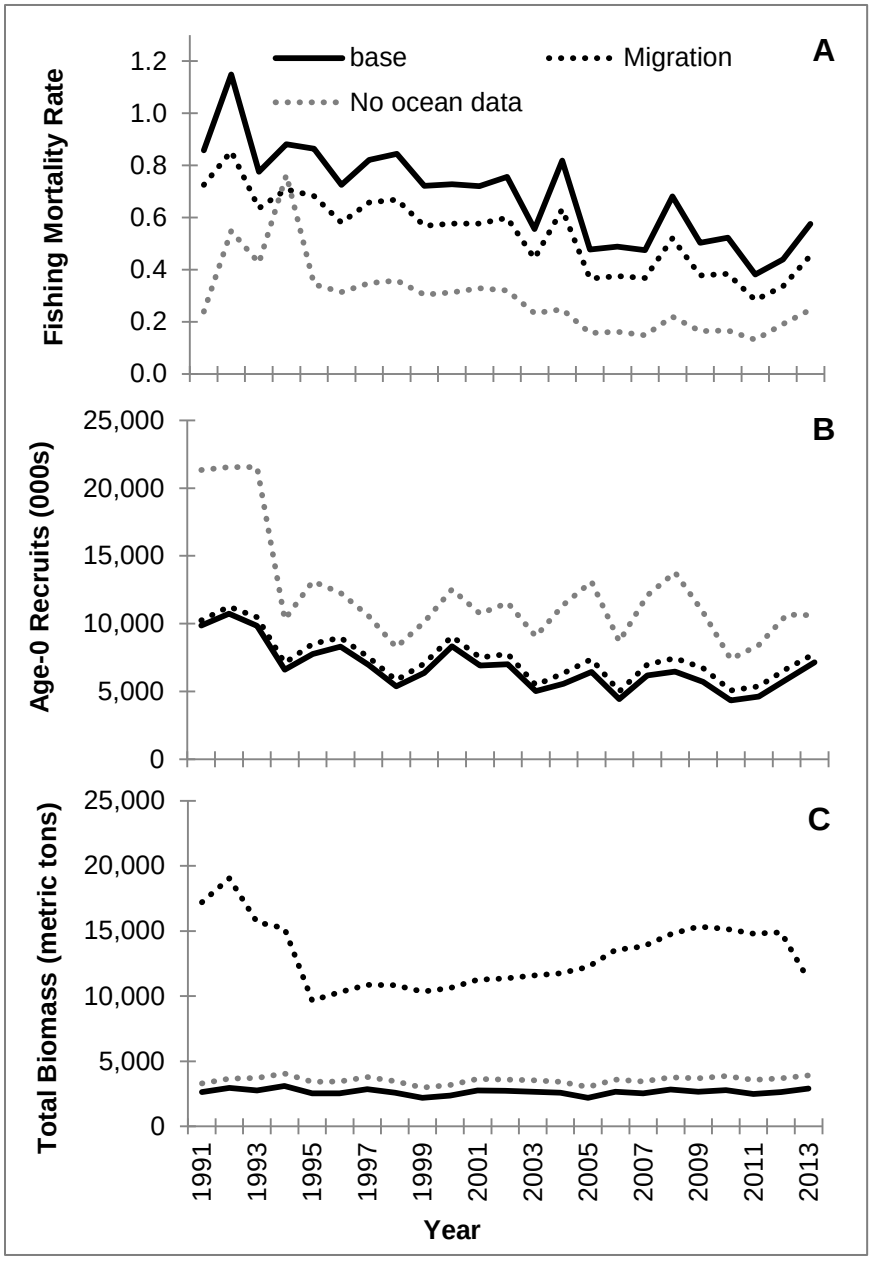

Figure 47. Model sensitivity to ocean data and the assumption that all adult fish remain in North Carolina. Sensitivity was assessed by comparing estimates of (A) fishing mortality, (B) recruitment, and (C) biomass (age-1+). To explore sensitivity to data collected from the recreational ocean fishery, all ocean data were down-weighted (λ=0.0001), and sensitivity to migration was assessed by accounting for additional non-fishery losses from the stock by increasing natural mortality on mature fish, based on tag-return data.

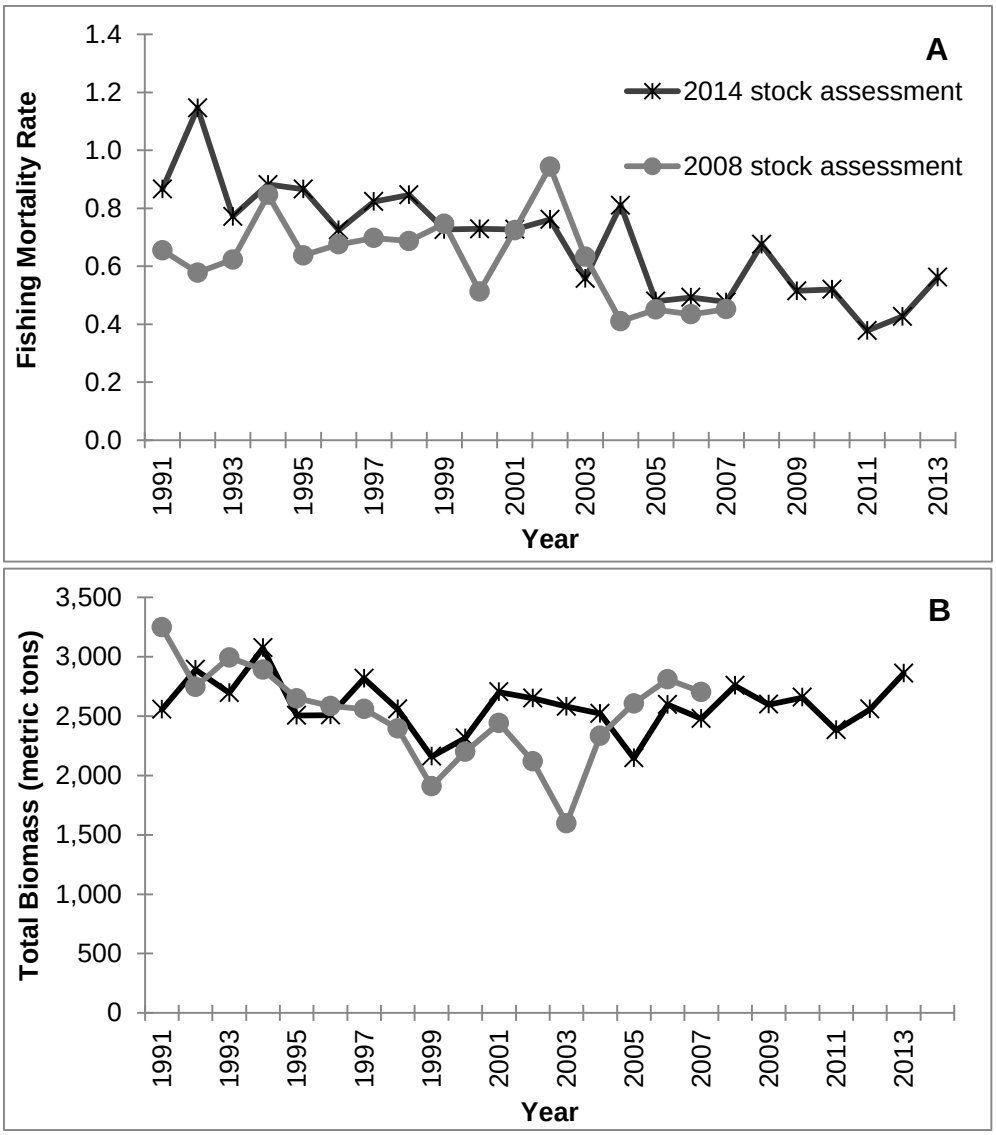

Figure 48. Annual predicted (A) fishing mortality rates (numbers-weighted, ages 1–3) and (B) total biomass (age 1+) compared to annual predicted *F*s and total biomass from the 2008 southern flounder stock assessment. 2008 stock assessment *F*s were converted to numbers-weighted *F*s (ages 1–3) in order to compare with the 2014 stock assessment.

10 APPENDIX

Stock synthesis data file

#V3.24f

NCDMF southern flounder 2014 assessment base model

Uses conditional age-at-length

1991 #_styr

2013 #_endyr

2 #_nseas per time step

6 6 #_months/season

1 #_spawn_seas

5 #_Nfleet 1=Comm gillnet 2=Pound net 3=Other Comm 4=Rec

4 #_Nsurveys

1 #_N_areas

Comm_gillnet%Poundnet%Othercomm%Rec%Rec_ocean%ASIGNS%PSIGNS%Esttrawl%PStrawl

-1 -1 -1 -1 -1 0.83 0.25 0.83 0.25 #_surveytiming_in_season

1 1 1 1 1 1 1 1 1 #_area_assignments_for_each_fishery_and_survey

1 1 1 1 1 #_units of catch: 1=bio; 2=num

0.05 0.05 0.05 0.33 0.2 #_se of log(catch) only used for init_eq_catch and for Fmethod 2 and 3

2 #_Ngenders

10 #_Nages

Catch

755.423 500.159 89.692 110.305 36.331 #_init_equil_catch_for_each_fishery

46 #_N_lines_of_catch_to_read

#_catch_biomass(mtons) or numbers:_columns_are_fisheries,year,season

172.699 12.962 155.248 15.519 5.764 1991 1

125.876 4.315 48.378 9.861 1.382 1992 1

101.305 5.310 33.948 6.647 1.340 1993 1

140.778 15.170 64.193 7.524 2.911 1994 1

152.899 5.760 40.977 8.914 11.227 1995 1

118.266 3.140 40.017 10.272 5.351 1996 1

197.103 3.190 45.158 14.207 4.221 1997 1

143.679 1.670 41.180 8.916 2.280 1998 1

191.307 3.880 41.257 15.358 1.932 1999 1

147.694 1.840 40.969 22.537 2.326 2000 1

150.785 2.420 37.593 20.558 5.362 2001 1

210.359 8.470 36.825 27.335 1.567 2002 1

183.595 2.650 25.575 33.177 1.959 2003 1

189.591 7.030 39.183 34.369 8.897 2004 1

94.751 2.840 17.645 54.656 5.680 2005 1

163.429 2.170 16.230 9.111 7.985 2006 1

120.892 0.970 19.656 19.437 1.880 2007 1

174.770	1.380	19.851	48.379	3.814	2008	1
155.379	3.220	22.135	10.711	2.905	2009	1
57.285	1.320	28.902	92.260	10.812	2010	1
50.237	0.960	25.056	43.995	8.514	2011	1
69.632	1.890	30.338	46.033	16.025	2012	1
54.576	0.430	14.734	54.618	2.374	2013	1
497.910	885.378	164.310	47.441	31.629	1991	2
391.911	793.748	62.364	23.807	10.531	1992	2
667.684	1056.020	73.678	17.093	14.393	1993	2
894.981	1016.390	81.416	43.252	28.756	1994	2
856.567	776.470	57.465	25.909	26.262	1995	2
752.954	750.660	61.820	42.038	12.552	1996	2
904.837	638.300	60.655	74.333	39.774	1997	2
974.592	580.760	51.087	36.751	9.589	1998	2
689.893	354.140	50.095	14.887	16.457	1999	2
819.019	398.200	46.436	105.529	29.044	2000	2
744.225	622.460	40.159	81.855	18.551	2001	2
635.726	624.770	42.760	98.825	11.041	2002	2
501.706	247.450	36.272	84.612	8.211	2003	2
554.803	293.480	29.313	104.382	117.156	2004	2
500.606	208.080	24.652	105.080	54.826	2005	2
545.695	278.470	31.761	103.766	58.139	2006	2
544.666	220.010	38.673	126.755	57.837	2007	2
642.166	309.580	32.719	191.041	19.092	2008	2
608.256	265.090	32.841	82.524	41.001	2009	2
384.749	257.750	36.365	130.006	43.685	2010	2
248.269	209.300	32.015	129.855	34.906	2011	2
355.405	247.080	42.257	88.649	24.471	2012	2
491.215	377.080	48.766	164.239	11.201	2013	2

Survey data

80 #_N_cpue_and_surveyabundance_observations

#_Units: 0=numbers; 1=biomass; 2=F

#_Errtype: -1=normal; 0=lognormal; >0=T

#_Fleet Units Errtype

1	1	0	#Comm_gillnet
2	1	0	#Pound_net
3	1	0	#Other_comm
4	0	0	#Rec
5	0	0	#Rec ocean
6	0	0	#ASIGNS
7	0	0	#PSIGNS
8	0	0	#Est_trawl
9	0	0	#PS_trawl

#Year	Season	Survey	response	error	
1991	2	6	6.334	0.124	#ASIGNS,Prg135
1992	2	6	7.514	0.161	#ASIGNS,Prg135
1993	2	6	5.427	0.177	#ASIGNS,Prg135
1994	2	6	1.347	0.158	#ASIGNS,Prg135
1995	2	6	3.439	0.155	#ASIGNS,Prg135
1996	2	6	0.989	0.208	#ASIGNS,Prg135
1997	2	6	3.250	0.162	#ASIGNS,Prg135
1998	2	6	1.773	0.245	#ASIGNS,Prg135
1999	2	6	0.569	0.234	#ASIGNS,Prg135
2000	2	6	2.480	0.248	#ASIGNS,Prg135
2001	2	6	2.637	0.177	#ASIGNS,Prg135
2002	2	6	2.823	0.173	#ASIGNS,Prg135
2003	2	6	0.582	0.243	#ASIGNS,Prg135
2004	2	6	2.561	0.182	#ASIGNS,Prg135
2005	2	6	1.746	0.169	#ASIGNS,Prg135
2006	2	6	1.813	0.280	#ASIGNS,Prg135
2007	2	6	5.196	0.156	#ASIGNS,Prg135
2008	2	6	2.210	0.206	#ASIGNS,Prg135
2009	2	6	1.908	0.126	#ASIGNS,Prg135
2010	2	6	1.658	0.260	#ASIGNS,Prg135
2011	2	6	0.470	0.199	#ASIGNS,Prg135
2012	2	6	2.547	0.225	#ASIGNS,Prg135
2013	2	6	1.973	0.199	#ASIGNS,Prg135
2003	2	7	4.389	0.124	#PSIGNS,Prg915
2004	2	7	4.804	0.105	#PSIGNS,Prg915
2005	2	7	3.888	0.102	#PSIGNS,Prg915
2006	2	7	2.988	0.158	#PSIGNS,Prg915
2007	2	7	2.822	0.118	#PSIGNS,Prg915
2008	2	7	6.351	0.130	#PSIGNS,Prg915
2009	2	7	4.126	0.131	#PSIGNS,Prg915
2010	2	7	6.437	0.129	#PSIGNS,Prg915
2011	2	7	4.934	0.153	#PSIGNS,Prg915
2012	2	7	4.474	0.104	#PSIGNS,Prg915
2013	2	7	4.802	0.093	#PSIGNS,Prg915
1991	1	8	0.046	0.420	#Estuarinetrawl,Prg120
1992	1	8	0.103	0.414	#Estuarinetrawl,Prg120
1993	1	8	0.100	0.417	#Estuarinetrawl,Prg120
1994	1	8	0.086	0.420	#Estuarinetrawl,Prg120
1995	1	8	0.095	0.420	#Estuarinetrawl,Prg120
1996	1	8	0.347	0.415	#Estuarinetrawl,Prg120
1997	1	8	0.084	0.415	#Estuarinetrawl,Prg120

1998	1	8	0.028	0.421	#Estuarinetrawl,Prg120
1999	1	8	0.125	0.413	#Estuarinetrawl,Prg120
2000	1	8	0.163	0.412	#Estuarinetrawl,Prg120
2001	1	8	0.216	0.411	#Estuarinetrawl,Prg120
2002	1	8	0.214	0.410	#Estuarinetrawl,Prg120
2003	1	8	0.198	0.412	#Estuarinetrawl,Prg120
2004	1	8	0.163	0.412	#Estuarinetrawl,Prg120
2005	1	8	0.105	0.413	#Estuarinetrawl,Prg120
2006	1	8	0.107	0.413	#Estuarinetrawl,Prg120
2007	1	8	0.151	0.412	#Estuarinetrawl,Prg120
2008	1	8	0.089	0.415	#Estuarinetrawl,Prg120
2009	1	8	0.084	0.415	#Estuarinetrawl,Prg120
2010	1	8	0.153	0.414	#Estuarinetrawl,Prg120
2011	1	8	0.050	0.418	#Estuarinetrawl,Prg120
2012	1	8	0.130	0.413	#Estuarinetrawl,Prg120
2013	1	8	0.106	0.414	#Estuarinetrawl,Prg120
1991	1	9	0.721	0.315	#PamlicoSoundsurvey,Prg195
1992	1	9	6.757	0.285	#PamlicoSoundsurvey,Prg195
1993	1	9	5.969	0.372	#PamlicoSoundsurvey,Prg195
1994	1	9	5.286	0.370	#PamlicoSoundsurvey,Prg195
1995	1	9	3.309	0.302	#PamlicoSoundsurvey,Prg195
1996	1	9	2.996	0.247	#PamlicoSoundsurvey,Prg195
1997	1	9	3.256	0.291	#PamlicoSoundsurvey,Prg195
1998	1	9	0.144	0.354	#PamlicoSoundsurvey,Prg195
1999	1	9	0.311	0.429	#PamlicoSoundsurvey,Prg195
2000	1	9	0.287	0.224	#PamlicoSoundsurvey,Prg195
2001	1	9	1.531	0.367	#PamlicoSoundsurvey,Prg195
2002	1	9	3.102	0.371	#PamlicoSoundsurvey,Prg195
2003	1	9	0.297	0.394	#PamlicoSoundsurvey,Prg195
2004	1	9	0.335	0.303	#PamlicoSoundsurvey,Prg195
2005	1	9	1.833	0.293	#PamlicoSoundsurvey,Prg195
2006	1	9	0.419	0.326	#PamlicoSoundsurvey,Prg195
2007	1	9	0.916	0.312	#PamlicoSoundsurvey,Prg195
2008	1	9	2.368	0.406	#PamlicoSoundsurvey,Prg195
2009	1	9	0.390	0.503	#PamlicoSoundsurvey,Prg195
2010	1	9	0.333	0.568	#PamlicoSoundsurvey,Prg195
2011	1	9	1.020	0.345	#PamlicoSoundsurvey,Prg195
2012	1	9	4.738	0.527	#PamlicoSoundsurvey,Prg195
2013	1	9	0.759	0.391	#PamlicoSoundsurvey,Prg195

Discards

3 #_N_fleets_with_discard

#_discard_units (1=same_as_catchunits(bio/num); 2=fraction; 3=numbers)

#_discard_errtype: >0 for DF of T-dist(read CV below); 0 for normal with CV; -1 for normal with se; -2 for lognormal

#Fleet Disc_units err_type

1	3	-1	#Comm_gill net
4	3	-1	#Rec
5	3	-1	#Rec ocean

138 #N discard obs

#Year	Season	Fleet	Obs	Error
1991	1	1	3.124	0.186
1991	2	1	24.469	0.095
1992	1	1	3.124	0.186
1992	2	1	24.469	0.095
1993	1	1	3.124	0.186
1993	2	1	24.469	0.095
1994	1	1	2.786	0.216
1994	2	1	25.231	0.098
1995	1	1	3.349	0.157
1995	2	1	25.454	0.078
1996	1	1	3.235	0.189
1996	2	1	22.723	0.109
1997	1	1	3.771	0.140
1997	2	1	26.230	0.122
1998	1	1	3.345	0.551
1998	2	1	22.666	0.663
1999	1	1	3.727	0.106
1999	2	1	21.997	0.104
2000	1	1	3.713	0.043
2000	2	1	24.170	0.028
2001	1	1	3.556	0.077
2001	2	1	21.560	0.065
2002	1	1	3.348	0.036
2002	2	1	18.280	0.036
2003	1	1	3.367	0.050
2003	2	1	15.620	0.061
2004	1	1	2.938	0.188
2004	2	1	15.683	0.165
2005	1	1	2.066	0.225
2005	2	1	13.282	0.154
2006	1	1	1.669	0.267
2006	2	1	10.333	0.186
2007	1	1	1.493	0.528
2007	2	1	10.036	0.457
2008	1	1	2.574	0.460

2008	2	1	16.417	0.574
2009	1	1	1.697	0.378
2009	2	1	12.267	0.287
2010	1	1	0.822	0.543
2010	2	1	4.273	0.486
2011	1	1	0.411	0.500
2011	2	1	2.659	0.466
2012	1	1	0.892	0.323
2012	2	1	5.918	0.267
2013	1	1	2.180	0.240
2013	2	1	14.913	0.181
1991	1	4	4.854	0.469
1992	1	4	2.877	0.421
1993	1	4	1.339	0.390
1994	1	4	0.927	0.674
1995	1	4	1.054	0.674
1996	1	4	1.462	0.674
1997	1	4	1.621	0.674
1998	1	4	1.283	0.833
1999	1	4	2.152	0.674
2000	1	4	3.520	0.674
2001	1	4	2.737	0.674
2002	1	4	7.457	0.674
2003	1	4	8.215	0.674
2004	1	4	11.664	0.674
2005	1	4	6.659	0.674
2006	1	4	9.020	0.836
2007	1	4	2.658	0.674
2008	1	4	11.666	0.674
2009	1	4	10.553	0.674
2010	1	4	18.928	0.674
2011	1	4	13.573	0.674
2012	1	4	8.868	0.674
2013	1	4	6.314	0.674
1991	2	4	3.464	0.643
1992	2	4	6.995	0.312
1993	2	4	3.968	0.833
1994	2	4	10.172	0.674
1995	2	4	6.993	0.833
1996	2	4	12.399	0.695
1997	2	4	13.794	0.640
1998	2	4	13.710	0.674
1999	2	4	1.328	0.674

2000	2	4	28.899	0.674
2001	2	4	24.642	0.674
2002	2	4	30.025	0.833
2003	2	4	23.355	0.833
2004	2	4	35.012	0.630
2005	2	4	30.625	0.848
2006	2	4	27.271	0.553
2007	2	4	36.080	0.674
2008	2	4	93.038	0.674
2009	2	4	29.296	0.674
2010	2	4	66.512	0.692
2011	2	4	41.677	0.674
2012	2	4	69.099	0.674
2013	2	4	90.145	0.832
1991	1	5	6.120	0.242
1992	1	5	0.604	0.833
1993	1	5	1.068	0.710
1994	1	5	0.645	0.710
1995	1	5	4.269	0.558
1996	1	5	1.373	0.833
1997	1	5	0.867	0.710
1998	1	5	0.153	0.710
1999	1	5	0.360	0.710
2000	1	5	0.119	0.710
2001	1	5	1.933	0.710
2002	1	5	3.955	0.710
2003	1	5	1.089	0.710
2004	1	5	1.536	0.710
2005	1	5	1.985	0.710
2006	1	5	2.839	0.710
2007	1	5	1.686	0.710
2008	1	5	3.829	0.710
2009	1	5	4.890	0.710
2010	1	5	6.929	0.831
2011	1	5	3.345	0.710
2012	1	5	3.299	0.710
2013	1	5	2.028	0.710
1991	2	5	8.112	0.521
1992	2	5	5.148	0.833
1993	2	5	10.048	0.710
1994	2	5	14.566	0.710
1995	2	5	13.356	0.654
1996	2	5	3.204	0.833

1997	2	5	18.249	0.710
1998	2	5	5.708	0.710
1999	2	5	3.653	0.710
2000	2	5	15.921	0.710
2001	2	5	9.309	0.710
2002	2	5	11.224	0.710
2003	2	5	5.207	0.710
2004	2	5	31.881	0.829
2005	2	5	17.564	0.847
2006	2	5	18.166	0.710
2007	2	5	21.695	0.710
2008	2	5	17.504	0.710
2009	2	5	20.002	0.710
2010	2	5	21.013	0.710
2011	2	5	6.954	0.710
2012	2	5	7.524	0.710
2013	2	5	13.087	0.710

Body weights

0 #_N_meanbodywt_obs

0 #_DF_for_meanbodywt_T-distribution_like

#_Yr Seas Flt/Svy Part Value CV

Lengths

1 # length bin method: 1=use databins; 2=generate from binwidth,min,max below; 3=read vector

-.010 #_comp_tail_compression #Rick set negative to turn off this feature to see fit to tails of distribution bette

1e-007 #_add_to_comp

2 #_combine males into females at or below this bin number

39 #_N_LengthBins

#Rick: revise lower bins to avoid having Lorenzen create such a high M for age 0

8	10	12	14	16	18	20	22	24	26	28	30	32
	34	36	38	40	42	44	46	48	50	52	54	56
	58	60	62	64	66	68	70	72	74	76	78	80
	82	84										

281 #_N_Length_obs

#Yr	Seas	Flt/Svy	Gender	Part	Nsamp	datavector(female-male)						
1991	1	1	0	2	30	0	0	0	0	0	0	0
	0	0	0	0	398	44375	105337	71079	28751	64011	2446	1377
	3131	438	0	0	0	0	0	0	0	0	0	0
	0	0	0	0	0	0	0	0	0	0	0	0
	0	0	0	0	0	0	0	0	0	0	0	0
	0	0	0	0	0	0	0	0	0	0	0	0
	0	0	0	0	0	0	0	0	0	0	0	
1992	1	1	0	2	46	0	0	0	0	0	0	0
	0	0	583	3495	4333	45635	60094	38884	18464	6529	9030	4028
	2087	2815	2378	399	0	0	0	0	0	0	0	0
	0	0	0	0	0	0	0	0	0	0	0	0
	0	0	0	0	0	0	0	0	0	0	0	0

	0	0	0	0	0	0	0	0	0	0	0	0
	0	0	0	0	0	0	0	0	0	0	0	
1993	1	1	0	2	32	0	0	0	0	0	0	0
	0	0	0	0	0	12208	38287	46035	28871	14145	4961	679
	1469	679	0	0	0	0	0	0	0	0	0	0
	0	0	0	0	0	0	0	0	0	0	0	0
	0	0	0	0	0	0	0	0	0	0	0	0
	0	0	0	0	0	0	0	0	0	0	0	0
	0	0	0	0	0	0	0	0	0	0	0	
1994	1	1	0	2	80	0	0	0	0	0	0	0
	0	0	0	139	4588	25428	50520	65629	53324	18112	8293	861
	230	0	0	0	0	0	0	0	0	0	0	0
	0	0	0	0	0	0	0	0	0	0	0	0
	0	0	0	0	0	0	0	0	0	0	0	0
	0	0	0	0	0	0	0	0	0	0	0	0
	0	0	0	0	0	0	0	0	0	0	0	
1995	1	1	0	2	51	0	0	0	0	0	0	0
	0	0	0	0	68	33353	84625	55457	33061	20535	14603	5531
	3251	966	170	0	0	0	0	0	0	0	0	0
	0	0	0	0	0	0	0	0	0	0	0	0
	0	0	0	0	0	0	0	0	0	0	0	0
	0	0	0	0	0	0	0	0	0	0	0	0
	0	0	0	0	0	0	0	0	0	0	0	
1996	1	1	0	2	92	0	0	0	0	0	0	0
	0	0	18	0	405	31852	73905	48982	27074	13619	4983	2715
	678	625	0	0	0	0	0	0	0	0	0	0
	0	0	0	0	0	0	0	0	0	0	0	0
	0	0	0	0	0	0	0	0	0	0	0	0
	0	0	0	0	0	0	0	0	0	0	0	0
	0	0	0	0	0	0	0	0	0	0	0	
1997	1	1	0	2	26	0	0	0	0	0	0	0
	0	0	0	0	304	26755	89945	103923	61521	23573	12421	5364
	1341	422	422	358	0	0	0	0	0	0	0	0
	0	0	0	0	0	0	0	0	0	0	0	0
	0	0	0	0	0	0	0	0	0	0	0	0
	0	0	0	0	0	0	0	0	0	0	0	0
	0	0	0	0	0	0	0	0	0	0	0	
1998	1	1	0	2	70	0	0	0	0	0	0	0
	0	0	0	7	601	44904	74438	58057	32777	13988	7266	2350
	1021	158	0	0	242	7	0	0	7	0	0	0
	0	0	0	0	0	0	0	0	0	0	0	0
	0	0	0	0	0	0	0	0	0	0	0	0
	0	0	0	0	0	0	0	0	0	0	0	0
	0	0	0	0	0	0	0	0	0	0	0	
1999	1	1	0	2	106	0	0	0	0	0	0	0
	0	0	0	340	2943	46880	77216	88367	52792	23948	12474	6019
	1575	513	507	121	0	0	0	0	0	0	0	0
	0	0	0	0	0	0	0	0	0	0	0	0
	0	0	0	0	0	0	0	0	0	0	0	0
	0	0	0	0	0	0	0	0	0	0	0	0
	0	0	0	0	0	0	0	0	0	0	0	
2000	1	1	0	2	108	0	0	0	0	0	0	0
	0	0	0	0	3173	45628	71152	59187	29142	13649	8604	4566
	1462	1132	635	249	304	195	54	98	0	43	43	54
	0	0	0	0	0	0	0	0	0	0	0	0
	0	0	0	0	0	0	0	0	0	0	0	0
	0	0	0	0	0	0	0	0	0	0	0	0
	0	0	0	0	0	0	0	0	0	0	0	
2001	1	1	0	2	73	0	0	0	0	0	0	0
	0	0	0	9	334	46967	85715	56992	29652	14797	10877	5493
	2600	789	610	120	327	3	327	0	120	0	0	0
	0	0	0	0	0	0	0	0	0	0	0	0
	0	0	0	0	0	0	0	0	0	0	0	0

	0	0	0	0	0	0	0	0	0	0	0	0
	0	0	0	0	0	0	0	0	0	0	0	
2002	1	1	0	2	126	0	0	0	0	0	0	0
	0	0	0	0	613	46969	98709	86998	47087	24546	14057	7039
	2593	2068	303	265	48	147	85	0	3	0	0	0
	48	0	0	0	0	0	0	0	0	0	0	0
	0	0	0	0	0	0	0	0	0	0	0	0
	0	0	0	0	0	0	0	0	0	0	0	0
	0	0	0	0	0	0	0	0	0	0	0	
2003	1	1	0	2	81	0	0	0	0	0	0	0
	0	0	0	0	1135	64293	114139	77263	35695	14483	7631	4340
	1670	1385	254	92	353	68	92	61	0	31	31	0
	0	0	0	0	0	0	0	0	0	0	0	0
	0	0	0	0	0	0	0	0	0	0	0	0
	0	0	0	0	0	0	0	0	0	0	0	0
	0	0	0	0	0	0	0	0	0	0	0	
2004	1	1	0	2	124	0	0	0	0	0	0	0
	0	0	0	0	845	28928	68863	70475	54055	35101	17367	6850
	3602	1640	386	560	187	0	0	172	187	93	0	197
	0	0	0	0	0	0	0	0	0	0	0	0
	0	0	0	0	0	0	0	0	0	0	0	0
	0	0	0	0	0	0	0	0	0	0	0	0
	0	0	0	0	0	0	0	0	0	0	0	
2005	1	1	0	2	79	0	0	0	0	0	0	0
	0	0	0	0	0	2317	39157	60377	27420	10952	5329	2716
	1325	417	237	125	122	0	0	54	0	0	0	168
	0	0	0	0	0	0	0	0	0	0	0	0
	0	0	0	0	0	0	0	0	0	0	0	0
	0	0	0	0	0	0	0	0	0	0	0	0
	0	0	0	0	0	0	0	0	0	0	0	
2006	1	1	0	2	139	0	0	0	0	0	0	0
	0	0	0	0	0	977	35153	76533	54292	30029	17943	8254
	3930	1483	574	206	235	159	0	0	0	65	0	0
	65	0	0	0	0	0	0	0	0	0	0	0
	0	0	0	0	0	0	0	0	0	0	0	0
	0	0	0	0	0	0	0	0	0	0	0	0
	0	0	0	0	0	0	0	0	0	0	0	
2007	1	1	0	2	67	0	0	0	0	0	0	0
	0	0	0	0	0	855	23851	51395	39140	23813	13231	8119
	4280	1359	1079	242	130	330	0	65	65	0	0	0
	40	0	0	0	0	0	0	0	0	0	0	0
	0	0	0	0	0	0	0	0	0	0	0	0
	0	0	0	0	0	0	0	0	0	0	0	0
	0	0	0	0	0	0	0	0	0	0	0	
2008	1	1	0	2	170	0	0	0	0	0	0	0
	0	0	0	0	0	1782	45487	87447	54368	28637	14383	8597
	3362	1356	866	510	216	377	18	313	90	18	83	0
	0	0	0	0	0	0	0	0	0	0	0	0
	0	0	0	0	0	0	0	0	0	0	0	0
	0	0	0	0	0	0	0	0	0	0	0	0
	0	0	0	0	0	0	0	0	0	0	0	
2009	1	1	0	2	110	0	0	0	0	0	0	0
	0	0	0	59	0	994	55581	79144	45823	18500	10904	6085
	3352	1448	796	772	471	257	89	48	36	71	106	0
	0	0	0	0	0	0	0	0	0	0	0	0
	0	0	0	0	0	0	0	0	0	0	0	0
	0	0	0	0	0	0	0	0	0	0	0	0
	0	0	0	0	0	0	0	0	0	0	0	
2010	1	1	0	2	200	0	0	0	0	0	0	0
	0	0	0	0	0	295	16997	31615	15192	7220	4217	2761
	1749	861	511	354	142	92	114	85	14	0	0	14
	0	0	0	0	0	0	0	0	0	0	0	0
	0	0	0	0	0	0	0	0	0	0	0	0

	0	0	0	0	0	0	0	0	0	0	0	0
	0	0	0	0	0	0	0	0	0	0	0	
2011	1	1	0	2	111	0	0	0	0	0	0	0
	0	0	0	0	0	132	13316	26276	17496	7746	4525	2142
	1163	627	433	168	118	54	69	11	11	11	0	0
	5	0	0	0	0	0	0	0	0	0	0	0
	0	0	0	0	0	0	0	0	0	0	0	0
	0	0	0	0	0	0	0	0	0	0	0	0
	0	0	0	0	0	0	0	0	0	0	0	
2012	1	1	0	2	155	0	0	0	0	0	0	0
	0	0	0	0	101	135	8436	18706	19489	17412	10823	5652
	3616	1808	859	323	89	113	110	0	24	0	0	0
	0	0	0	0	0	0	0	0	0	0	0	0
	0	0	0	0	0	0	0	0	0	0	0	0
	0	0	0	0	0	0	0	0	0	0	0	0
	0	0	0	0	0	0	0	0	0	0	0	
2013	1	1	0	2	118	0	0	0	0	0	0	0
	0	0	0	106	0	126	13317	27889	19779	8859	5544	1919
	1626	653	147	232	19	102	62	42	0	42	0	0
	0	0	0	0	0	0	0	0	0	0	0	0
	0	0	0	0	0	0	0	0	0	0	0	0
	0	0	0	0	0	0	0	0	0	0	0	0
	0	0	0	0	0	0	0	0	0	0	0	
1991	2	1	0	2	200	0	0	0	0	0	0	0
	0	0	11689	4880	21571	45155	114626	120343	85316	130837	107173	80112
	42225	32436	2532	3911	4772	113	0	0	0	0	0	0
	0	0	0	0	0	0	0	0	0	0	0	0
	0	0	0	0	0	0	0	0	0	0	0	0
	0	0	0	0	0	0	0	0	0	0	0	0
	0	0	0	0	0	0	0	0	0	0	0	
1992	2	1	0	2	133	0	0	0	0	0	0	0
	0	0	10140	10018	30176	51997	57422	72285	21628	25899	39374	50974
	28935	47493	5421	1220	544	191	36	9	9	0	9	0
	0	0	0	0	0	0	0	0	0	0	0	0
	0	0	0	0	0	0	0	0	0	0	0	0
	0	0	0	0	0	0	0	0	0	0	0	0
	0	0	0	0	0	0	0	0	0	0	0	
1993	2	1	0	2	200	0	0	0	0	0	0	0
	0	0	0	0	0	58378	219187	272946	154787	81284	34680	61595
	25818	12566	874	201	142	47	15	18	22	15	0	0
	0	0	0	0	0	0	0	0	0	0	0	0
	0	0	0	0	0	0	0	0	0	0	0	0
	0	0	0	0	0	0	0	0	0	0	0	0
	0	0	0	0	0	0	0	0	0	0	0	
1994	2	1	0	2	105	0	0	0	0	0	0	0
	0	0	39	234	1761	94745	249795	335655	248838	141159	99913	62901
	26338	20022	8826	3971	1367	165	87	35	0	0	0	0
	0	0	0	0	0	0	0	0	0	0	0	0
	0	0	0	0	0	0	0	0	0	0	0	0
	0	0	0	0	0	0	0	0	0	0	0	0
	0	0	0	0	0	0	0	0	0	0	0	
1995	2	1	0	2	200	0	0	0	0	0	0	0
	0	0	20	1053	1321	137723	258516	216346	152833	156481	100445	50275
	23317	26785	11592	7399	3655	2599	1597	352	0	440	0	0
	0	0	0	0	0	0	0	0	0	0	0	0
	0	0	0	0	0	0	0	0	0	0	0	0
	0	0	0	0	0	0	0	0	0	0	0	0
	0	0	0	0	0	0	0	0	0	0	0	
1996	2	1	0	2	119	0	0	0	0	0	0	0
	0	0	203	489	3086	81104	236984	256377	155962	110847	75956	41561
	24784	13435	12025	5753	1630	180	390	0	1630	815	0	0
	0	0	0	0	0	0	0	0	0	0	0	0
	0	0	0	0	0	0	0	0	0	0	0	0

	0	0	0	0	0	0	0	0	0	0	0	0
	0	0	0	0	0	0	0	0	0	0	0	
1997	2	1	0	2	200	0	0	0	0	0	0	0
	0	0	72	72	1017	96235	253873	251643	153331	111479	100112	70782
	49047	27627	13768	5191	2449	617	944	490	0	0	490	0
	0	326	0	0	0	0	0	0	0	0	0	0
	0	0	0	0	0	0	0	0	0	0	0	0
	0	0	0	0	0	0	0	0	0	0	0	0
	0	0	0	0	0	0	0	0	0	0		
1998	2	1	0	2	182	0	0	0	0	0	0	0
	0	0	0	0	2424	93027	227973	253744	198106	150090	141564	73450
	34358	21074	13645	6877	5929	1580	1146	0	0	420	0	0
	0	0	0	0	0	0	0	0	0	0	0	0
	0	0	0	0	0	0	0	0	0	0	0	0
	0	0	0	0	0	0	0	0	0	0	0	0
	0	0	0	0	0	0	0	0	0	0		
1999	2	1	0	2	200	0	0	0	0	0	0	0
	0	0	0	140	4893	66284	146835	166674	139142	109216	75772	57254
	36426	21054	13387	7570	3630	1619	690	160	0	0	160	0
	0	0	160	0	0	0	0	0	0	0	0	0
	0	0	0	0	0	0	0	0	0	0	0	0
	0	0	0	0	0	0	0	0	0	0	0	0
	0	0	0	0	0	0	0	0	0	0		
2000	2	1	0	2	158	0	0	0	0	0	0	0
	0	0	0	0	7833	148939	271452	241564	191202	124079	73222	43515
	22851	11693	5616	4200	1896	945	1033	441	252	126	63	63
	88	126	63	0	0	0	0	0	0	0	0	0
	0	0	0	0	0	0	0	0	0	0	0	0
	0	0	0	0	0	0	0	0	0	0	0	0
	0	0	0	0	0	0	0	0	0	0		
2001	2	1	0	2	200	0	0	0	0	0	0	0
	0	0	136	45	1622	100224	218198	249144	168639	118302	67296	35102
	25493	16644	9957	4306	1498	1169	0	393	393	14	0	0
	0	0	0	0	0	0	0	0	0	0	0	0
	0	0	0	0	0	0	0	0	0	0	0	0
	0	0	0	0	0	0	0	0	0	0	0	0
	0	0	0	0	0	0	0	0	0	0		
2002	2	1	0	2	200	0	0	0	0	0	0	0
	0	0	0	0	380	57460	153712	179372	138271	100597	72748	44395
	26951	12769	6781	5639	4438	896	1183	91	0	0	29	237
	0	0	0	0	0	0	0	0	0	0	0	0
	0	0	0	0	0	0	0	0	0	0	0	0
	0	0	0	0	0	0	0	0	0	0	0	0
	0	0	0	0	0	0	0	0	0	0		
2003	2	1	0	2	200	0	0	0	0	0	0	0
	0	0	0	0	860	54509	132831	158576	117566	82755	48198	29998
	14795	6261	5822	1453	1666	448	466	158	262	112	0	0
	0	0	0	0	0	0	0	0	0	0	0	0
	0	0	0	0	0	0	0	0	0	0	0	0
	0	0	0	0	0	0	0	0	0	0	0	0
	0	0	0	0	0	0	0	0	0	0		
2004	2	1	0	2	200	0	0	0	0	0	0	0
	0	0	50	0	1608	48849	134472	137383	111797	82179	58131	38443
	23514	14918	8196	4271	3278	1848	1185	296	248	74	50	148
	0	124	74	131	0	0	0	0	0	0	0	0
	0	0	0	0	0	0	0	0	0	0	0	0
	0	0	0	0	0	0	0	0	0	0	0	0
	0	0	0	0	0	0	0	0	0	0		
2005	2	1	0	2	200	0	0	0	0	0	0	0
	0	0	134	50	134	2388	54693	146690	159460	119624	66940	30301
	16596	6355	3905	2341	924	862	474	488	164	218	48	164
	43	0	0	0	0	0	0	0	0	0	0	0
	0	0	0	0	0	0	0	0	0	0	0	0

	0	0	0	0	0	0	0	0	0	0	0	0
	0	0	0	0	0	0	0	0	0	0	0	
2006	2	1	0	2	146	0	0	0	0	0	0	0
	0	0	0	0	68	1369	45268	122865	149209	113819	75150	48193
	25815	15085	9214	4935	2274	1447	399	886	281	61	61	31
	0	527	0	0	31	0	0	0	0	0	0	0
	0	0	0	0	0	0	0	0	0	0	0	0
	0	0	0	0	0	0	0	0	0	0	0	0
	0	0	0	0	0	0	0	0	0	0	0	
2007	2	1	0	2	200	0	0	0	0	0	0	0
	0	0	85	0	0	1682	93119	216031	146159	82986	48760	30111
	18274	11311	7403	4930	2809	1230	790	552	379	95	129	34
	53	0	0	0	0	0	0	0	0	0	0	0
	0	0	0	0	0	0	0	0	0	0	0	0
	0	0	0	0	0	0	0	0	0	0	0	0
	0	0	0	0	0	0	0	0	0	0	0	
2008	2	1	0	2	137	0	0	0	0	0	0	0
	0	0	0	0	172	4518	80647	171216	188161	139058	89656	45271
	22988	12388	6293	3040	1477	1075	438	262	177	44	0	44
	34	0	0	0	0	0	0	0	0	0	0	0
	0	0	0	0	0	0	0	0	0	0	0	0
	0	0	0	0	0	0	0	0	0	0	0	0
	0	0	0	0	0	0	0	0	0	0	0	
2009	2	1	0	2	200	0	0	0	0	0	0	0
	0	0	0	25	153	669	65614	170759	182407	121206	81687	45233
	25899	12695	7806	3977	2637	957	914	114	247	0	57	0
	57	0	0	0	0	0	0	0	0	0	0	0
	0	0	0	0	0	0	0	0	0	0	0	0
	0	0	0	0	0	0	0	0	0	0	0	0
	0	0	0	0	0	0	0	0	0	0	0	
2010	2	1	0	2	150	0	0	0	0	0	0	0
	0	0	81	41	72	832	37053	93206	101674	80954	46027	28967
	14021	7887	5575	3847	3593	1314	1074	197	147	26	31	158
	0	0	0	0	0	0	0	0	0	0	0	0
	0	0	0	0	0	0	0	0	0	0	0	0
	0	0	0	0	0	0	0	0	0	0	0	0
	0	0	0	0	0	0	0	0	0	0	0	
2011	2	1	0	2	200	0	0	0	0	0	0	0
	0	0	0	20	82	102	13633	60247	62279	50846	40265	24389
	13236	7239	4471	2295	1031	408	450	271	22	60	38	0
	18	0	0	0	0	0	0	0	0	0	0	0
	0	0	0	0	0	0	0	0	0	0	0	0
	0	0	0	0	0	0	0	0	0	0	0	0
	0	0	0	0	0	0	0	0	0	0	0	
2012	2	1	0	2	124	0	0	0	0	0	0	0
	0	0	0	0	124	442	39607	102170	81705	65757	40408	23892
	17244	10589	7099	3215	2245	823	531	193	251	247	0	42
	0	42	28	0	0	0	0	0	0	0	0	0
	0	0	0	0	0	0	0	0	0	0	0	0
	0	0	0	0	0	0	0	0	0	0	0	0
	0	0	0	0	0	0	0	0	0	0	0	
2013	2	1	0	2	200	0	0	0	0	0	0	0
	0	0	44	0	463	1626	46659	146067	149904	102911	61307	35469
	19990	9974	4143	2182	1581	695	373	213	207	30	30	0
	0	36	0	0	0	0	0	0	0	0	0	0
	0	0	0	0	0	0	0	0	0	0	0	0
	0	0	0	0	0	0	0	0	0	0	0	0
	0	0	0	0	0	0	0	0	0	0	0	
2004	1	1	0	1	139	0	0	0	1	4	14	22
	38	57	56	84	166	99	2	1	1	0	0	0
	0	0	0	0	0	0	0	0	0	0	0	0
	0	0	0	0	0	0	0	0	0	0	0	0
	0	0	0	0	0	0	0	0	0	0	0	0

	0	0	0	0	0	0	0	0	0	0	0	0
	0	0	0	0	0	0	0	0	0	0	0	
2004	2	1	0	1	200	0	0	0	1	0	1	13
	26	37	119	234	366	202	0	0	0	0	0	0
	0	1	0	0	0	0	0	0	0	0	0	0
	0	0	0	0	0	0	0	0	0	0	0	0
	0	0	0	0	0	0	0	0	0	0	0	0
	0	0	0	0	0	0	0	0	0	0	0	0
	0	0	0	0	0	0	0	0	0	0	0	
2005	1	1	0	1	103	0	0	1	3	1	4	3
	8	7	7	39	51	142	166	0	0	0	0	0
	0	0	0	0	0	0	0	0	0	0	0	0
	0	0	0	0	0	0	0	0	0	0	0	0
	0	0	0	0	0	0	0	0	0	0	0	0
	0	0	0	0	0	0	0	0	0	0	0	0
	0	0	0	0	0	0	0	0	0	0	0	
2005	2	1	0	1	200	0	0	0	0	4	3	17
	27	33	59	119	167	264	382	0	0	0	0	0
	0	0	0	0	0	0	0	0	0	0	0	0
	0	0	0	0	0	0	0	0	0	0	0	0
	0	0	0	0	0	0	0	0	0	0	0	0
	0	0	0	0	0	0	0	0	0	0	0	0
	0	0	0	0	0	0	0	0	0	0	0	
2006	1	1	0	1	114	0	0	0	2	0	2	8
	12	20	16	21	42	164	236	0	0	0	0	0
	0	0	0	0	0	0	0	0	0	0	0	0
	0	0	0	0	0	0	0	0	0	0	0	0
	0	0	0	0	0	0	0	0	0	0	0	0
	0	0	0	0	0	0	0	0	0	0	0	0
	0	0	0	0	0	0	0	0	0	0	0	
2006	2	1	0	1	200	0	0	1	0	0	2	6
	11	4	20	40	88	253	321	0	1	0	0	0
	0	0	0	0	0	0	0	0	0	0	0	0
	0	0	0	0	0	0	0	0	0	0	0	0
	0	0	0	0	0	0	0	0	0	0	0	0
	0	0	0	0	0	0	0	0	0	0	0	0
	0	0	0	0	0	0	0	0	0	0	0	
2007	2	1	0	1	125	0	0	0	0	0	1	2
	5	5	15	41	134	196	178	0	0	0	0	0
	0	0	0	0	0	0	0	0	0	0	0	0
	0	0	0	0	0	0	0	0	0	0	0	0
	0	0	0	0	0	0	0	0	0	0	0	0
	0	0	0	0	0	0	0	0	0	0	0	0
	0	0	0	0	0	0	0	0	0	0	0	
2008	1	1	0	1	69	0	0	0	0	0	3	4
	2	5	10	22	59	124	126	1	0	0	0	0
	0	0	0	0	0	0	0	0	0	0	0	0
	0	0	0	0	0	0	0	0	0	0	0	0
	0	0	0	0	0	0	0	0	0	0	0	0
	0	0	0	0	0	0	0	0	0	0	0	0
	0	0	0	0	0	0	0	0	0	0	0	
2008	2	1	0	1	170	0	0	0	0	0	4	4
	17	18	36	116	186	357	327	2	0	0	0	0
	0	0	0	0	0	0	0	0	0	0	0	0
	0	0	0	0	0	0	0	0	0	0	0	0
	0	0	0	0	0	0	0	0	0	0	0	0
	0	0	0	0	0	0	0	0	0	0	0	0
	0	0	0	0	0	0	0	0	0	0	0	
2009	1	1	0	1	8	0	0	0	0	0	0	0
	0	0	0	0	2	3	5	0	0	0	0	0
	0	0	0	0	0	0	0	0	0	0	0	0
	0	0	0	0	0	0	0	0	0	0	0	0
	0	0	0	0	0	0	0	0	0	0	0	0

	0	0	0	0	0	0	0	0	0	0	0	0
	0	0	0	0	0	0	0	0	0	0	0	
2009	2	1	0	1	200	0	1	0	0	5	7	10
	9	29	62	85	143	274	327	2	0	0	0	1
	0	0	0	0	0	0	0	0	0	0	0	0
	0	0	0	0	0	0	0	0	0	0	0	0
	0	0	0	0	0	0	0	0	0	0	0	0
	0	0	0	0	0	0	0	0	0	0	0	0
	0	0	0	0	0	0	0	0	0	0	0	
2010	1	1	0	1	41	0	0	0	0	1	0	0
	6	6	16	19	20	51	41	0	0	0	0	0
	0	0	0	0	0	0	0	0	0	0	0	0
	0	0	0	0	0	0	0	0	0	0	0	0
	0	0	0	0	0	0	0	0	0	0	0	0
	0	0	0	0	0	0	0	0	0	0	0	0
	0	0	0	0	0	0	0	0	0	0	0	
2010	2	1	0	1	138	0	0	1	0	1	2	2
	7	5	5	9	23	82	131	5	0	0	0	0
	0	0	0	0	0	0	0	0	0	0	0	0
	0	0	0	0	0	0	0	0	0	0	0	0
	0	0	0	0	0	0	0	0	0	0	0	0
	0	0	0	0	0	0	0	0	0	0	0	0
	0	0	0	0	0	0	0	0	0	0	0	
2011	1	1	0	1	54	0	0	0	0	0	0	0
	0	0	0	1	4	26	36	4	0	0	0	0
	0	0	0	0	0	0	0	0	0	0	0	0
	0	0	0	0	0	0	0	0	0	0	0	0
	0	0	0	0	0	0	0	0	0	0	0	0
	0	0	0	0	0	0	0	0	0	0	0	0
	0	0	0	0	0	0	0	0	0	0	0	
2011	2	1	0	1	200	0	0	1	0	1	0	3
	6	8	26	26	55	138	169	2	2	0	0	0
	0	0	0	0	0	0	0	0	0	0	0	0
	0	0	0	0	0	0	0	0	0	0	0	0
	0	0	0	0	0	0	0	0	0	0	0	0
	0	0	0	0	0	0	0	0	0	0	0	0
	0	0	0	0	0	0	0	0	0	0	0	
2012	1	1	0	1	162	0	4	3	2	3	9	8
	6	2	6	24	33	64	63	0	0	0	0	0
	0	0	0	0	0	0	0	0	0	0	0	0
	0	0	0	0	0	0	0	0	0	0	0	0
	0	0	0	0	0	0	0	0	0	0	0	0
	0	0	0	0	0	0	0	0	0	0	0	0
	0	0	0	0	0	0	0	0	0	0	0	
2012	2	1	0	1	200	1	2	19	5	11	20	35
	52	20	35	92	146	347	361	3	1	0	0	0
	0	0	0	0	0	0	0	0	0	0	0	0
	0	0	0	0	0	0	0	0	0	0	0	0
	0	0	0	0	0	0	0	0	0	0	0	0
	0	0	0	0	0	0	0	0	0	0	0	0
	0	0	0	0	0	0	0	0	0	0	0	
2013	1	1	0	1	166	0	0	3	0	3	17	90
	102	34	19	30	53	155	183	3	2	0	0	0
	0	0	0	0	0	0	0	0	0	0	0	0
	0	0	0	0	0	0	0	0	0	0	0	0
	0	0	0	0	0	0	0	0	0	0	0	0
	0	0	0	0	0	0	0	0	0	0	0	0
	0	0	0	0	0	0	0	0	0	0	0	
2013	2	1	0	1	200	0	1	14	4	7	25	35
	72	56	115	276	361	587	726	4	6	1	2	2
	0	0	0	0	1	0	0	0	0	0	0	0
	0	0	0	0	0	0	0	0	0	0	0	0
	0	0	0	0	0	0	0	0	0	0	0	0

	0	0	0	0	0	0	0	0	0	0	0	0
	0	0	0	0	0	0	0	0	0	0	0	
1991	1	2	0	2	15	0	0	0	0	0	0	0
	0	0	0	2423	19	9809	7115	9066	2701	3280	5302	861
	110	15	0	0	0	0	0	0	0	0	0	0
	0	0	0	0	0	0	0	0	0	0	0	0
	0	0	0	0	0	0	0	0	0	0	0	0
	0	0	0	0	0	0	0	0	0	0	0	0
	0	0	0	0	0	0	0	0	0	0	0	
1992	1	2	0	2	71	0	0	0	0	0	0	0
	0	0	0	0	12	956	2024	730	323	145	82	1835
	39	47	47	37	0	0	0	0	0	0	0	0
	0	0	0	0	0	0	0	0	0	0	0	0
	0	0	0	0	0	0	0	0	0	0	0	0
	0	0	0	0	0	0	0	0	0	0	0	0
	0	0	0	0	0	0	0	0	0	0	0	
1993	1	2	0	2	2	0	0	0	0	0	0	0
	0	0	0	0	31	522	1486	1590	833	3410	119	0
	6	0	0	0	0	0	0	0	0	0	0	0
	0	0	0	0	0	0	0	0	0	0	0	0
	0	0	0	0	0	0	0	0	0	0	0	0
	0	0	0	0	0	0	0	0	0	0	0	0
	0	0	0	0	0	0	0	0	0	0	0	
1994	1	2	0	2	90	0	0	0	0	0	0	0
	0	0	0	0	140	2338	4693	6129	5048	1983	1112	113
	32	0	0	0	0	0	0	0	0	0	0	0
	0	0	0	0	0	0	0	0	0	0	0	0
	0	0	0	0	0	0	0	0	0	0	0	0
	0	0	0	0	0	0	0	0	0	0	0	0
	0	0	0	0	0	0	0	0	0	0	0	
1995	1	2	0	2	2	0	0	0	0	0	0	0
	0	0	0	0	2	808	2171	1373	756	253	44	4725
	50	0	0	0	0	0	0	0	0	0	0	0
	0	0	0	0	0	0	0	0	0	0	0	0
	0	0	0	0	0	0	0	0	0	0	0	0
	0	0	0	0	0	0	0	0	0	0	0	0
	0	0	0	0	0	0	0	0	0	0	0	
1996	1	2	0	2	66	0	0	0	0	0	0	0
	0	0	7	2	4	163	326	193	612	188	2436	7
	2	0	0	208	0	0	0	0	0	0	0	0
	0	0	0	0	0	0	0	0	0	0	0	0
	0	0	0	0	0	0	0	0	0	0	0	0
	0	0	0	0	0	0	0	0	0	0	0	0
	0	0	0	0	0	0	0	0	0	0	0	
1997	1	2	0	2	2	0	0	0	0	0	0	0
	0	0	0	0	0	3	1872	55	1997	253	328	187
	47	16	16	19	0	0	0	0	0	0	0	0
	0	0	0	0	0	0	0	0	0	0	0	0
	0	0	0	0	0	0	0	0	0	0	0	0
	0	0	0	0	0	0	0	0	0	0	0	0
	0	0	0	0	0	0	0	0	0	0	0	
1998	1	2	0	2	42	0	0	0	0	0	0	0
	0	0	0	0	0	443	11	443	454	443	289	11
	266	0	0	0	0	0	0	0	0	0	0	0
	0	0	0	0	0	0	0	0	0	0	0	0
	0	0	0	0	0	0	0	0	0	0	0	0
	0	0	0	0	0	0	0	0	0	0	0	0
	0	0	0	0	0	0	0	0	0	0	0	
1999	1	2	0	2	7	0	0	0	0	0	0	0
	0	0	3	7	10	1202	12	402	398	804	1319	410
	254	254	7	254	0	0	0	0	0	0	0	0
	0	0	0	0	0	0	0	0	0	0	0	0
	0	0	0	0	0	0	0	0	0	0	0	0

	0	0	0	0	0	0	0	0	0	0	0	0
	0	0	0	0	0	0	0	0	0	0	0	
2000	1	2	0	2	85	0	0	0	0	0	0	0
	0	0	0	0	29	416	649	548	348	271	212	112
	37	28	11	4	5	4	1	2	0	1	1	1
	0	0	0	0	0	0	0	0	0	0	0	0
	0	0	0	0	0	0	0	0	0	0	0	0
	0	0	0	0	0	0	0	0	0	0	0	0
	0	0	0	0	0	0	0	0	0	0	0	
2001	1	2	0	2	4	0	0	0	0	0	0	0
	0	0	0	0	65	259	1166	1360	324	324	350	78
	78	78	0	78	7	78	7	0	0	0	0	0
	0	0	0	0	0	0	0	0	0	0	0	0
	0	0	0	0	0	0	0	0	0	0	0	0
	0	0	0	0	0	0	0	0	0	0	0	0
	0	0	0	0	0	0	0	0	0	0	0	
2002	1	2	0	2	65	0	0	0	0	0	0	0
	0	0	0	0	136	719	2891	2982	3225	1647	631	320
	87	48	79	31	17	22	0	0	0	0	0	0
	2	0	0	0	0	0	0	0	0	0	0	0
	0	0	0	0	0	0	0	0	0	0	0	0
	0	0	0	0	0	0	0	0	0	0	0	0
	0	0	0	0	0	0	0	0	0	0	0	
2003	1	2	0	2	1	0	0	0	0	0	0	0
	0	0	0	0	0	1612	480	0	0	1132	1506	374
	0	0	0	0	0	0	3	0	0	3	0	0
	0	0	0	0	0	0	0	0	0	0	0	0
	0	0	0	0	0	0	0	0	0	0	0	0
	0	0	0	0	0	0	0	0	0	0	0	0
	0	0	0	0	0	0	0	0	0	0	0	
2004	1	2	0	2	59	0	0	0	0	0	0	0
	0	0	0	0	0	1774	5322	1774	1774	589	294	0
	0	294	0	0	0	0	0	3	0	0	0	10
	0	0	0	0	0	0	0	0	0	0	0	0
	0	0	0	0	0	0	0	0	0	0	0	0
	0	0	0	0	0	0	0	0	0	0	0	0
	0	0	0	0	0	0	0	0	0	0	0	
2005	1	2	0	2	7	0	0	0	0	0	0	0
	0	0	0	0	0	47	710	1025	1208	599	180	297
	50	13	8	5	53	0	0	0	0	0	0	8
	0	0	0	0	0	0	0	0	0	0	0	0
	0	0	0	0	0	0	0	0	0	0	0	0
	0	0	0	0	0	0	0	0	0	0	0	0
	0	0	0	0	0	0	0	0	0	0	0	
2006	1	2	0	2	46	0	0	0	0	0	0	0
	0	0	0	0	0	13	471	1011	726	379	169	98
	46	23	8	4	1	0	1	0	0	1	0	0
	0	0	0	0	0	0	0	0	0	0	0	0
	0	0	0	0	0	0	0	0	0	0	0	0
	0	0	0	0	0	0	0	0	0	0	0	0
	0	0	0	0	0	0	0	0	0	0	0	
2007	1	2	0	2	4	0	0	0	0	0	0	0
	0	0	0	0	0	0	81	533	242	148	175	138
	36	0	2	36	0	0	0	0	0	0	0	0
	0	0	0	0	0	0	0	0	0	0	0	0
	0	0	0	0	0	0	0	0	0	0	0	0
	0	0	0	0	0	0	0	0	0	0	0	0
	0	0	0	0	0	0	0	0	0	0	0	
2008	1	2	0	2	74	0	0	0	0	0	0	0
	0	0	0	0	0	0	220	1318	146	260	57	114
	57	0	0	57	1	1	0	0	0	0	0	0
	0	0	0	0	0	0	0	0	0	0	0	0
	0	0	0	0	0	0	0	0	0	0	0	0

	0	0	0	0	0	0	0	0	0	0	0	0
	0	0	0	0	0	0	0	0	0	0	0	
2010	1	2	0	2	72	0	0	0	0	0	0	0
	0	0	0	0	0	0	188	565	315	403	86	166
	67	43	16	9	3	1	1	1	0	0	0	3
	0	0	0	0	0	0	0	0	0	0	0	0
	0	0	0	0	0	0	0	0	0	0	0	0
	0	0	0	0	0	0	0	0	0	0	0	0
	0	0	0	0	0	0	0	0	0	0	0	
2011	1	2	0	2	3	0	0	0	0	0	0	0
	0	0	0	0	0	0	179	239	358	109	226	17
	89	26	0	1	1	1	1	0	0	0	0	0
	0	0	0	0	0	0	0	0	0	0	0	0
	0	0	0	0	0	0	0	0	0	0	0	0
	0	0	0	0	0	0	0	0	0	0	0	0
	0	0	0	0	0	0	0	0	0	0	0	
2012	1	2	0	2	76	0	0	0	0	0	0	0
	0	0	0	0	0	0	169	687	674	391	380	278
	60	0	1	1	1	1	0	0	0	0	0	0
	0	0	0	0	0	0	0	0	0	0	0	0
	0	0	0	0	0	0	0	0	0	0	0	0
	0	0	0	0	0	0	0	0	0	0	0	0
	0	0	0	0	0	0	0	0	0	0	0	
2013	1	2	0	2	6	0	0	0	0	0	0	0
	0	0	0	0	0	0	0	272	219	123	75	10
	7	4	1	1	0	0	0	0	0	0	0	0
	0	0	0	0	0	0	0	0	0	0	0	0
	0	0	0	0	0	0	0	0	0	0	0	0
	0	0	0	0	0	0	0	0	0	0	0	0
	0	0	0	0	0	0	0	0	0	0	0	
1991	2	2	0	2	69	0	0	0	0	0	0	0
	0	0	3541	7337	11973	37273	80199	117625	168840	237077	171028	120522
	74174	52476	10135	7304	7230	986	543	212	63	0	0	0
	0	0	0	0	0	0	0	0	0	0	0	0
	0	0	0	0	0	0	0	0	0	0	0	0
	0	0	0	0	0	0	0	0	0	0	0	0
	0	0	0	0	0	0	0	0	0	0	0	
1992	2	2	0	2	3	0	0	0	0	0	0	0
	0	0	469	21556	75281	158648	192808	120346	107124	96142	89550	77370
	51933	37214	16355	16603	13185	8041	3700	426	204	1000	33	18
	0	0	0	0	0	0	0	0	0	0	0	0
	0	0	0	0	0	0	0	0	0	0	0	0
	0	0	0	0	0	0	0	0	0	0	0	0
	0	0	0	0	0	0	0	0	0	0	0	
1993	2	2	0	2	42	0	0	0	0	0	0	0
	0	0	1594	2400	20025	209167	245630	231904	227561	191587	122436	66391
	40597	27948	15304	5699	4358	2490	1004	348	957	7	0	0
	0	0	0	0	0	0	0	0	0	0	0	0
	0	0	0	0	0	0	0	0	0	0	0	0
	0	0	0	0	0	0	0	0	0	0	0	0
	0	0	0	0	0	0	0	0	0	0	0	
1994	2	2	0	2	3	0	0	0	0	0	0	0
	0	0	0	64	6378	157303	233691	174210	131238	186569	183106	111446
	52959	32921	18103	8454	1660	458	226	12	0	0	0	0
	0	0	0	0	0	0	0	0	0	0	0	0
	0	0	0	0	0	0	0	0	0	0	0	0
	0	0	0	0	0	0	0	0	0	0	0	0
	0	0	0	0	0	0	0	0	0	0	0	
1995	2	2	0	2	55	0	0	0	0	0	0	0
	0	0	22	157	2548	102342	118505	71527	79607	115188	110983	93073
	49625	37650	28519	18112	10692	3980	1435	301	132	142	0	0
	0	0	0	0	0	0	0	0	0	0	0	0
	0	0	0	0	0	0	0	0	0	0	0	0

	0	0	0	0	0	0	0	0	0	0	0	0
	0	0	0	0	0	0	0	0	0	0	0	
1996	2	2	0	2	6	0	0	0	0	0	0	0
	0	0	0	275	454	59877	94660	95610	120885	133034	104435	72585
	60436	40881	31419	15895	7175	3781	1907	1459	293	153	661	211
	72	22	0	0	0	0	0	0	0	0	0	0
	0	0	0	0	0	0	0	0	0	0	0	0
	0	0	0	0	0	0	0	0	0	0	0	0
	0	0	0	0	0	0	0	0	0	0	0	
1997	2	2	0	2	49	0	0	0	0	0	0	0
	0	0	0	0	2523	72717	109058	81165	61854	62367	72218	76323
	55326	33026	22929	15721	8396	3798	1869	582	330	61	28	393
	0	20	34	0	0	0	0	0	0	0	0	0
	0	0	0	0	0	0	0	0	0	0	0	0
	0	0	0	0	0	0	0	0	0	0	0	0
	0	0	0	0	0	0	0	0	0	0	0	
1998	2	2	0	2	1	0	0	0	0	0	0	0
	0	0	0	85	3941	74070	102889	73397	79518	96676	82175	53760
	36751	22497	14878	8124	6677	2352	990	799	224	131	107	54
	225	0	0	0	0	0	0	0	0	0	0	0
	0	0	0	0	0	0	0	0	0	0	0	0
	0	0	0	0	0	0	0	0	0	0	0	0
	0	0	0	0	0	0	0	0	0	0	0	
1999	2	2	0	2	66	0	0	0	0	0	0	0
	0	0	0	1523	3947	27527	42948	30830	38420	60140	57416	39321
	22755	15796	12413	8656	4675	3085	924	234	124	176	78	69
	0	0	0	13	0	0	0	0	0	0	0	0
	0	0	0	0	0	0	0	0	0	0	0	0
	0	0	0	0	0	0	0	0	0	0	0	0
	0	0	0	0	0	0	0	0	0	0	0	
2000	2	2	0	2	3	0	0	0	0	0	0	0
	0	0	0	0	1816	35220	59517	66768	65282	62888	53773	41451
	22660	14121	8727	8000	4907	3057	1254	418	404	170	252	0
	46	0	0	0	0	0	0	0	0	0	0	0
	0	0	0	0	0	0	0	0	0	0	0	0
	0	0	0	0	0	0	0	0	0	0	0	0
	0	0	0	0	0	0	0	0	0	0	0	
2001	2	2	0	2	81	0	0	0	0	0	0	0
	0	0	0	49	843	60596	131050	121736	108077	95805	82642	57324
	36873	25849	12892	9460	5619	2463	1279	510	176	44	161	46
	35	21	0	0	0	0	0	0	0	0	0	0
	0	0	0	0	0	0	0	0	0	0	0	0
	0	0	0	0	0	0	0	0	0	0	0	0
	0	0	0	0	0	0	0	0	0	0	0	
2002	2	2	0	2	3	0	0	0	0	0	0	0
	0	0	0	0	2747	22790	73382	69051	62009	84006	95552	85482
	62722	35826	20510	10790	6657	2478	810	652	241	155	32	0
	59	0	74	0	0	0	0	0	0	0	0	0
	0	0	0	0	0	0	0	0	0	0	0	0
	0	0	0	0	0	0	0	0	0	0	0	0
	0	0	0	0	0	0	0	0	0	0	0	
2003	2	2	0	2	102	0	0	0	0	0	0	0
	0	0	0	18	1692	14474	29912	41140	56020	54465	39955	20776
	12258	6150	3200	1742	965	526	212	58	43	42	0	10
	0	0	0	0	0	0	0	0	0	0	0	0
	0	0	0	0	0	0	0	0	0	0	0	0
	0	0	0	0	0	0	0	0	0	0	0	0
	0	0	0	0	0	0	0	0	0	0	0	
2004	2	2	0	2	4	0	0	0	0	0	0	0
	0	0	0	55	579	18261	44742	51995	54972	39296	33652	25985
	22576	15584	9975	4236	1811	874	631	172	102	15	0	0
	9	0	0	0	0	0	0	0	0	0	0	0
	0	0	0	0	0	0	0	0	0	0	0	0

	0	0	0	0	0	0	0	0	0	0	0	0
	0	0	0	0	0	0	0	0	0	0	0	
2005	2	2	0	2	80	0	0	0	0	0	0	0
	0	0	0	0	56	794	13453	43772	47266	43370	31705	18570
	11211	6182	5461	1615	707	390	332	43	60	39	7	7
	92	0	0	0	0	0	0	0	0	0	0	0
	0	0	0	0	0	0	0	0	0	0	0	0
	0	0	0	0	0	0	0	0	0	0	0	0
	0	0	0	0	0	0	0	0	0	0	0	
2006	2	2	0	2	6	0	0	0	0	0	0	0
	0	0	106	77	26	725	21929	45766	53918	47782	35416	23771
	20113	12334	6099	3906	2009	1126	398	189	141	0	35	0
	0	0	0	0	0	0	0	0	0	0	0	0
	0	0	0	0	0	0	0	0	0	0	0	0
	0	0	0	0	0	0	0	0	0	0	0	0
	0	0	0	0	0	0	0	0	0	0	0	
2007	2	2	0	2	63	0	0	0	0	0	0	0
	0	0	0	0	0	740	27070	49292	46303	35351	30830	18738
	10487	5951	5022	3875	2136	1224	466	252	109	38	0	0
	9	0	0	0	0	0	0	0	0	0	0	0
	0	0	0	0	0	0	0	0	0	0	0	0
	0	0	0	0	0	0	0	0	0	0	0	0
	0	0	0	0	0	0	0	0	0	0	0	
2008	2	2	0	2	8	0	0	0	0	0	0	0
	0	0	0	0	45	854	28162	67062	66712	62019	55360	30377
	15839	9346	4649	2774	1167	951	368	150	97	52	13	0
	15	0	0	0	0	0	0	0	0	0	0	0
	0	0	0	0	0	0	0	0	0	0	0	0
	0	0	0	0	0	0	0	0	0	0	0	0
	0	0	0	0	0	0	0	0	0	0	0	
2009	2	2	0	2	51	0	0	0	0	0	0	0
	0	0	0	0	0	660	20125	46962	51131	49860	41550	29464
	17103	12540	7058	5025	2372	765	585	490	100	43	0	0
	43	0	0	0	0	0	0	0	0	0	0	0
	0	0	0	0	0	0	0	0	0	0	0	0
	0	0	0	0	0	0	0	0	0	0	0	0
	0	0	0	0	0	0	0	0	0	0	0	
2010	2	2	0	2	9	0	0	0	0	0	0	0
	0	0	0	0	0	156	24158	53048	61087	40370	29801	18114
	11543	7544	5734	3811	2158	2006	1988	799	254	141	329	65
	32	23	0	0	0	0	0	0	0	0	0	0
	0	0	0	0	0	0	0	0	0	0	0	0
	0	0	0	0	0	0	0	0	0	0	0	0
	0	0	0	0	0	0	0	0	0	0	0	
2011	2	2	0	2	62	0	0	0	0	0	0	0
	0	0	0	0	0	42	5133	15982	28801	38360	41354	31751
	19097	10289	4119	2060	1309	403	214	238	78	100	35	0
	40	35	2	0	0	0	0	0	0	0	0	0
	0	0	0	0	0	0	0	0	0	0	0	0
	0	0	0	0	0	0	0	0	0	0	0	0
	0	0	0	0	0	0	0	0	0	0	0	
2012	2	2	0	2	1	0	0	0	0	0	0	0
	0	0	0	0	0	405	19799	46626	42455	39804	31356	26228
	14858	11278	7005	3521	2879	1909	1230	114	36	0	14	14
	0	0	0	0	0	0	0	0	0	0	0	0
	0	0	0	0	0	0	0	0	0	0	0	0
	0	0	0	0	0	0	0	0	0	0	0	0
	0	0	0	0	0	0	0	0	0	0	0	
2013	2	2	0	2	75	0	0	0	0	0	0	0
	0	0	93	0	189	573	36393	83383	74054	65980	51372	37970
	24491	13207	8974	3874	2365	1183	622	306	99	96	14	0
	0	0	0	0	0	0	0	0	0	0	0	0
	0	0	0	0	0	0	0	0	0	0	0	0

	0	0	0	0	0	0	0	0	0	0	0	0
	0	0	0	0	0	0	0	0	0	0	0	
1991	1	3	0	2	76	0	0	0	0	0	0	0
	0	0	3006	601	9142	152172	159068	101210	30614	8296	6567	2910
	2380	168	0	0	0	0	0	0	0	0	0	0
	0	0	0	0	0	0	0	0	0	0	0	0
	0	0	0	0	0	0	0	0	0	0	0	0
	0	0	0	0	0	0	0	0	0	0	0	0
	0	0	0	0	0	0	0	0	0	0	0	
1992	1	3	0	2	50	0	0	0	0	0	0	0
	0	0	22119	11060	1739	15759	17223	9622	4157	1756	992	1127
	469	563	563	214	0	0	0	0	0	0	0	0
	0	0	0	0	0	0	0	0	0	0	0	0
	0	0	0	0	0	0	0	0	0	0	0	0
	0	0	0	0	0	0	0	0	0	0	0	0
	0	0	0	0	0	0	0	0	0	0	0	
1993	1	3	0	2	19	0	0	0	0	0	0	0
	0	0	0	0	6176	6176	0	59110	7229	2447	451	0
	0	0	0	0	0	0	0	0	0	0	0	0
	0	0	0	0	0	0	0	0	0	0	0	0
	0	0	0	0	0	0	0	0	0	0	0	0
	0	0	0	0	0	0	0	0	0	0	0	0
	0	0	0	0	0	0	0	0	0	0	0	
1994	1	3	0	2	9	0	0	0	0	0	0	0
	0	0	0	136	2408	10161	19844	25089	20354	6045	2086	224
	53	0	0	0	0	0	0	0	0	0	0	0
	0	0	0	0	0	0	0	0	0	0	0	0
	0	0	0	0	0	0	0	0	0	0	0	0
	0	0	0	0	0	0	0	0	0	0	0	0
	0	0	0	0	0	0	0	0	0	0	0	
1995	1	3	0	2	1	0	0	0	0	0	0	0
	0	0	0	0	17	8690	23776	14803	8297	4288	2490	925
	1017	162	27	0	0	0	0	0	0	0	0	0
	0	0	0	0	0	0	0	0	0	0	0	0
	0	0	0	0	0	0	0	0	0	0	0	0
	0	0	0	0	0	0	0	0	0	0	0	0
	0	0	0	0	0	0	0	0	0	0	0	
1996	1	3	0	2	5	0	0	0	0	0	0	0
	0	0	4008	1234	572	9948	21817	13755	6550	3303	1134	389
	97	97	0	39	0	0	0	0	0	0	0	0
	0	0	0	0	0	0	0	0	0	0	0	0
	0	0	0	0	0	0	0	0	0	0	0	0
	0	0	0	0	0	0	0	0	0	0	0	0
	0	0	0	0	0	0	0	0	0	0	0	
1997	1	3	0	2	1	0	0	0	0	0	0	0
	0	0	144	11961	5860	7949	7842	9605	2348	1228	180	72
	3978	941	0	272	0	0	0	0	0	0	0	0
	0	0	0	0	0	0	0	0	0	0	0	0
	0	0	0	0	0	0	0	0	0	0	0	0
	0	0	0	0	0	0	0	0	0	0	0	0
	0	0	0	0	0	0	0	0	0	0	0	
1998	1	3	0	2	1	0	0	0	0	0	0	0
	0	0	0	386	9441	9827	23602	14547	4720	4720	0	4720
	0	2041	0	0	0	0	0	0	0	0	0	0
	0	0	0	0	0	0	0	0	0	0	0	0
	0	0	0	0	0	0	0	0	0	0	0	0
	0	0	0	0	0	0	0	0	0	0	0	0
	0	0	0	0	0	0	0	0	0	0	0	
2000	1	3	0	2	7	0	0	0	0	0	0	0
	0	0	0	0	7	50	1158	59848	1810	1262	1134	1669
	213	156	132	59	74	44	15	22	0	7	7	15
	0	0	0	0	0	0	0	0	0	0	0	0
	0	0	0	0	0	0	0	0	0	0	0	0

	0	0	0	0	0	0	0	0	0	0	0	0
	0	0	0	0	0	0	0	0	0	0	0	
2001	1	3	0	2	5	0	0	0	0	0	0	0
	0	0	0	0	0	20582	20332	250	20153	461	1303	740
	335	123	88	35	58	18	58	0	18	0	0	0
	0	0	0	0	0	0	0	0	0	0	0	0
	0	0	0	0	0	0	0	0	0	0	0	0
	0	0	0	0	0	0	0	0	0	0	0	0
	0	0	0	0	0	0	0	0	0	0	0	
2002	1	3	0	2	19	0	0	0	0	0	0	0
	0	0	0	0	9198	15128	20197	755	7609	3885	4208	502
	326	2307	95	33	39	96	0	0	0	0	0	0
	28	0	0	0	0	0	0	0	0	0	0	0
	0	0	0	0	0	0	0	0	0	0	0	0
	0	0	0	0	0	0	0	0	0	0	0	0
	0	0	0	0	0	0	0	0	0	0	0	
2003	1	3	0	2	11	0	0	0	0	0	0	0
	0	0	33	165	329	440	829	564	494	32535	425	298
	77	104	26	5	27	2	7	3	0	3	2	0
	0	0	0	0	0	0	0	0	0	0	0	0
	0	0	0	0	0	0	0	0	0	0	0	0
	0	0	0	0	0	0	0	0	0	0	0	0
	0	0	0	0	0	0	0	0	0	0	0	
2004	1	3	0	2	18	0	0	0	0	0	0	0
	0	0	1	12	14	25	68	60290	28	11	0	1671
	0	2	0	0	0	0	0	11	0	0	0	34
	1	0	0	0	0	0	0	0	0	0	0	0
	0	0	0	0	0	0	0	0	0	0	0	0
	0	0	0	0	0	0	0	0	0	0	0	0
	0	0	0	0	0	0	0	0	0	0	0	
2005	1	3	0	2	5	0	0	0	0	0	0	0
	0	0	0	0	0	2448	2389	6246	4660	4380	1459	1775
	614	498	90	215	280	65	0	0	0	0	0	79
	0	0	0	0	39	0	0	0	0	0	0	0
	0	0	0	0	0	0	0	0	0	0	0	0
	0	0	0	0	0	0	0	0	0	0	0	0
	0	0	0	0	0	0	0	0	0	0	0	
2006	1	3	0	2	17	0	0	0	0	0	0	0
	0	0	0	0	47	70	1624	3809	4841	4527	1705	1524
	670	428	255	191	79	28	55	15	3	49	3	6
	0	0	0	0	0	0	0	0	0	0	0	0
	0	0	0	0	0	0	0	0	0	0	0	0
	0	0	0	0	0	0	0	0	0	0	0	0
	0	0	0	0	0	0	0	0	0	0	0	
2007	1	3	0	2	3	0	0	0	0	0	0	0
	0	0	0	0	0	0	500	4429	5379	5415	2574	1804
	1318	873	538	116	177	146	36	11	122	0	0	4
	0	110	0	0	0	0	0	0	0	0	0	0
	0	0	0	0	0	0	0	0	0	0	0	0
	0	0	0	0	0	0	0	0	0	0	0	0
	0	0	0	0	0	0	0	0	0	0	0	
2008	1	3	0	2	19	0	0	0	0	0	0	0
	0	0	0	0	0	51	2540	6992	5255	3711	2035	1388
	1029	545	391	265	135	127	45	55	30	8	6	9
	0	0	0	0	0	0	0	0	0	0	0	0
	0	0	0	0	0	0	0	0	0	0	0	0
	0	0	0	0	0	0	0	0	0	0	0	0
	0	0	0	0	0	0	0	0	0	0	0	
2009	1	3	0	2	7	0	0	0	0	0	0	0
	0	0	0	0	0	0	5071	9202	5354	3905	2122	1279
	963	482	296	210	82	102	83	33	19	10	0	0
	0	0	0	0	0	0	0	0	0	0	0	0
	0	0	0	0	0	0	0	0	0	0	0	0

	0	0	0	0	0	0	0	0	0	0	0	0
	0	0	0	0	0	0	0	0	0	0	0	
2010	1	3	0	2	9	0	0	0	0	0	0	0
	0	0	0	0	19	0	1610	6043	6213	5932	5069	3650
	2005	1240	595	443	228	144	109	153	12	0	19	0
	0	0	0	0	0	0	0	0	0	0	0	0
	0	0	0	0	0	0	0	0	0	0	0	0
	0	0	0	0	0	0	0	0	0	0	0	0
	0	0	0	0	0	0	0	0	0	0	0	
2011	1	3	0	2	4	0	0	0	0	0	0	0
	0	0	0	0	0	47	3295	10090	8606	5364	2134	1340
	575	599	326	192	97	114	56	52	9	35	0	0
	5	0	0	0	0	0	0	0	0	0	0	0
	0	0	0	0	0	0	0	0	0	0	0	0
	0	0	0	0	0	0	0	0	0	0	0	0
	0	0	0	0	0	0	0	0	0	0	0	
2012	1	3	0	2	11	0	0	0	0	0	0	0
	0	0	106	237	264	369	2556	7410	8343	8339	4358	2290
	1351	814	286	427	125	61	121	65	5	9	26	5
	0	88	0	0	0	0	0	0	0	0	0	0
	0	0	0	0	0	0	0	0	0	0	0	0
	0	0	0	0	0	0	0	0	0	0	0	0
	0	0	0	0	0	0	0	0	0	0	0	
2013	1	3	0	2	8	0	0	0	0	0	0	0
	0	0	0	26	103	362	4080	6108	4434	2078	676	345
	223	492	210	0	100	92	71	0	36	0	0	0
	0	0	0	0	0	0	0	0	0	0	0	0
	0	0	0	0	0	0	0	0	0	0	0	0
	0	0	0	0	0	0	0	0	0	0	0	0
	0	0	0	0	0	0	0	0	0	0	0	
1991	2	3	0	2	18	0	0	0	0	0	0	0
	0	0	105428	10946	183479	53032	28034	49244	14943	36431	5935	1436
	3116	2022	195	146	114	34	24	105	2	0	0	0
	0	0	0	0	0	0	0	0	0	0	0	0
	0	0	0	0	0	0	0	0	0	0	0	0
	0	0	0	0	0	0	0	0	0	0	0	0
	0	0	0	0	0	0	0	0	0	0	0	
1992	2	3	0	2	2	0	0	0	0	0	0	0
	0	0	1755	19064	877	54377	9735	42814	1082	14312	3525	1179
	706	447	320	110	74	29	15	8	4	1	1	0
	0	0	0	0	0	0	0	0	0	0	0	0
	0	0	0	0	0	0	0	0	0	0	0	0
	0	0	0	0	0	0	0	0	0	0	0	0
	0	0	0	0	0	0	0	0	0	0	0	
1993	2	3	0	2	4	0	0	0	0	0	0	0
	0	0	20092	35105	63757	15675	19517	15343	3833	7502	1159	2316
	1175	334	856	88	62	20	6	8	9	6	0	0
	0	0	0	0	0	0	0	0	0	0	0	0
	0	0	0	0	0	0	0	0	0	0	0	0
	0	0	0	0	0	0	0	0	0	0	0	0
	0	0	0	0	0	0	0	0	0	0	0	
1994	2	3	0	2	4	0	0	0	0	0	0	0
	0	0	468	744	914	702	340	261	93772	4759	4186	2619
	1329	611	241	94	15	3	2	0	0	0	0	0
	0	0	0	0	0	0	0	0	0	0	0	0
	0	0	0	0	0	0	0	0	0	0	0	0
	0	0	0	0	0	0	0	0	0	0	0	0
	0	0	0	0	0	0	0	0	0	0	0	
1995	2	3	0	2	12	0	0	0	0	0	0	0
	0	0	232	1045	813	6260	26843	26378	25449	116	0	9970
	116	0	0	0	0	0	177	0	0	0	0	0
	0	0	0	0	0	0	0	0	0	0	0	0
	0	0	0	0	0	0	0	0	0	0	0	0

	0	0	0	0	0	0	0	0	0	0	0	0
	0	0	0	0	0	0	0	0	0	0	0	
1996	2	3	0	2	13	0	0	0	0	0	0	0
	0	0	546	446	562	4308	14929	21565	18421	8858	2052	2271
	2270	1662	1879	2856	50	474	17	12	3	2	6	2
	1	0	0	0	0	0	0	0	0	0	0	0
	0	0	0	0	0	0	0	0	0	0	0	0
	0	0	0	0	0	0	0	0	0	0	0	0
	0	0	0	0	0	0	0	0	0	0	0	
1997	2	3	0	2	33	0	0	0	0	0	0	0
	0	0	1451	5191	11983	11138	8609	9409	6841	4762	3640	2027
	60	8982	216	247	136	62	31	10	5	1	1	6
	0	0	1	0	0	0	0	0	0	0	0	0
	0	0	0	0	0	0	0	0	0	0	0	0
	0	0	0	0	0	0	0	0	0	0	0	0
	0	0	0	0	0	0	0	0	0	0	0	
1998	2	3	0	2	14	0	0	0	0	0	0	0
	0	0	0	133	133	16643	23548	11348	7168	2024	8738	1568
	840	583	121	12	70	1	0	0	0	0	0	0
	0	0	0	0	0	0	0	0	0	0	0	0
	0	0	0	0	0	0	0	0	0	0	0	0
	0	0	0	0	0	0	0	0	0	0	0	0
	0	0	0	0	0	0	0	0	0	0	0	
1999	2	3	0	2	33	0	0	0	0	0	0	0
	0	0	0	5358	16203	26139	21950	10876	5582	9155	33	3
	152	62	76	60	32	22	6	1	0	1	1	0
	0	0	0	0	0	0	0	0	0	0	0	0
	0	0	0	0	0	0	0	0	0	0	0	0
	0	0	0	0	0	0	0	0	0	0	0	0
	0	0	0	0	0	0	0	0	0	0	0	
2000	2	3	0	2	16	0	0	0	0	0	0	0
	0	0	0	166	260	188	38761	33063	699	963	2155	74
	669	669	669	74	74	426	0	0	0	0	0	0
	0	0	0	0	0	0	0	0	0	0	0	0
	0	0	0	0	0	0	0	0	0	0	0	0
	0	0	0	0	0	0	0	0	0	0	0	0
	0	0	0	0	0	0	0	0	0	0	0	
2001	2	3	0	2	54	0	0	0	0	0	0	0
	0	0	0	0	0	15221	23476	13333	9040	1947	2298	1942
	707	381	78	12	311	1	0	0	0	0	0	0
	0	0	0	0	0	0	0	0	0	0	0	0
	0	0	0	0	0	0	0	0	0	0	0	0
	0	0	0	0	0	0	0	0	0	0	0	0
	0	0	0	0	0	0	0	0	0	0	0	
2002	2	3	0	2	72	0	0	0	0	0	0	0
	0	0	0	0	325	9232	27010	10345	5727	7850	9356	1095
	7	39	66	52	39	15	5	4	1	1	0	0
	0	0	0	0	0	0	0	0	0	0	0	0
	0	0	0	0	0	0	0	0	0	0	0	0
	0	0	0	0	0	0	0	0	0	0	0	0
	0	0	0	0	0	0	0	0	0	0	0	
2003	2	3	0	2	88	0	0	0	0	0	0	0
	0	0	0	0	0	40	448	419	776	16265	1363	699
	357	15039	87	20	7	5	2	1	0	0	0	0
	0	0	0	0	0	0	0	0	0	0	0	0
	0	0	0	0	0	0	0	0	0	0	0	0
	0	0	0	0	0	0	0	0	0	0	0	0
	0	0	0	0	0	0	0	0	0	0	0	
2004	2	3	0	2	45	0	0	0	0	0	0	0
	0	0	24	127	143	1242	5605	7203	6724	8129	3357	1456
	703	348	383	233	44	91	119	84	71	0	0	0
	0	0	0	0	0	0	0	0	0	0	0	0
	0	0	0	0	0	0	0	0	0	0	0	0

	0	0	0	0	0	0	0	0	0	0	0	0
	0	0	0	0	0	0	0	0	0	0	0	
2005	2	3	0	2	96	0	0	0	0	0	0	0
	0	0	13	36	36	67	1870	7788	9685	6209	2109	1084
	846	737	617	189	155	80	34	32	88	48	0	32
	36	0	0	0	0	0	0	0	0	0	0	0
	0	0	0	0	0	0	0	0	0	0	0	0
	0	0	0	0	0	0	0	0	0	0	0	0
	0	0	0	0	0	0	0	0	0	0	0	
2006	2	3	0	2	65	0	0	0	0	0	0	0
	0	0	48	125	270	280	2986	7528	10067	7945	3646	2583
	1576	1244	566	201	279	170	31	8	15	0	8	0
	0	0	0	0	0	0	0	0	0	0	0	0
	0	0	0	0	0	0	0	0	0	0	0	0
	0	0	0	0	0	0	0	0	0	0	0	0
	0	0	0	0	0	0	0	0	0	0	0	
2007	2	3	0	2	66	0	0	0	0	0	0	0
	0	0	0	0	0	214	4010	11276	10698	8713	3711	3015
	2057	1340	875	220	214	176	71	141	48	11	9	3
	6	0	0	0	0	0	0	0	0	0	0	0
	0	0	0	0	0	0	0	0	0	0	0	0
	0	0	0	0	0	0	0	0	0	0	0	0
	0	0	0	0	0	0	0	0	0	0	0	
2008	2	3	0	2	63	0	0	0	0	0	0	0
	0	0	0	0	21	73	2944	9032	10346	7700	4500	2344
	1772	844	568	334	158	128	67	51	3	4	45	4
	0	0	0	0	0	0	0	0	0	0	0	0
	0	0	0	0	0	0	0	0	0	0	0	0
	0	0	0	0	0	0	0	0	0	0	0	0
	0	0	0	0	0	0	0	0	0	0	0	
2009	2	3	0	2	64	0	0	0	0	0	0	0
	0	0	0	0	0	0	4183	12694	9776	6114	3203	1903
	1450	952	686	298	251	61	107	49	21	6	3	6
	0	0	0	0	0	0	0	0	0	0	0	0
	0	0	0	0	0	0	0	0	0	0	0	0
	0	0	0	0	0	0	0	0	0	0	0	0
	0	0	0	0	0	0	0	0	0	0	0	
2010	2	3	0	2	58	0	0	0	0	0	0	0
	0	0	0	0	34	25	3049	10213	9987	7141	4052	2064
	1964	1156	722	547	359	299	210	44	3	34	0	0
	0	0	0	0	0	0	0	0	0	0	0	0
	0	0	0	0	0	0	0	0	0	0	0	0
	0	0	0	0	0	0	0	0	0	0	0	0
	0	0	0	0	0	0	0	0	0	0	0	
2011	2	3	0	2	56	0	0	0	0	0	0	0
	0	0	0	0	0	0	3432	9690	10422	6834	3874	2047
	1356	865	448	231	187	164	151	128	26	0	0	0
	0	0	22	0	0	0	0	0	0	0	0	0
	0	0	0	0	0	0	0	0	0	0	0	0
	0	0	0	0	0	0	0	0	0	0	0	0
	0	0	0	0	0	0	0	0	0	0	0	
2012	2	3	0	2	28	0	0	0	0	0	0	0
	0	0	701	894	2106	2346	8104	12414	9018	7096	3080	3210
	1841	1147	991	574	148	141	103	38	9	0	9	0
	9	0	0	0	0	0	0	0	0	0	0	0
	0	0	0	0	0	0	0	0	0	0	0	0
	0	0	0	0	0	0	0	0	0	0	0	0
	0	0	0	0	0	0	0	0	0	0	0	
2013	2	3	0	2	69	0	0	0	0	0	0	0
	0	0	0	0	0	0	3713	35691	15294	11079	3811	1780
	1051	748	527	265	201	124	108	39	23	8	8	0
	0	0	0	0	0	0	0	0	0	0	0	0
	0	0	0	0	0	0	0	0	0	0	0	0

	0	0	0	0	0	0	0	0	0	0	0	0
	0	0	0	0	0	0	0	0	0	0	0	
1991	1	4	0	2	68	0	0	0	0	0	0	0
	0	1	1	0	1	14	15	10	12	6	3	3
	1	1	0	0	0	0	0	0	0	0	0	0
	0	0	0	0	0	0	0	0	0	0	0	0
	0	0	0	0	0	0	0	0	0	0	0	0
	0	0	0	0	0	0	0	0	0	0	0	0
	0	0	0	0	0	0	0	0	0	0	0	
1992	1	4	0	2	36	0	0	0	0	0	0	0
	0	0	0	1	1	8	12	9	1	1	1	1
	0	1	0	0	0	0	0	0	0	0	0	0
	0	0	0	0	0	0	0	0	0	0	0	0
	0	0	0	0	0	0	0	0	0	0	0	0
	0	0	0	0	0	0	0	0	0	0	0	0
	0	0	0	0	0	0	0	0	0	0	0	
1993	1	4	0	2	15	0	0	0	0	0	0	0
	0	0	0	0	0	1	4	2	3	0	3	0
	2	0	0	0	0	0	0	0	0	0	0	0
	0	0	0	0	0	0	0	0	0	0	0	0
	0	0	0	0	0	0	0	0	0	0	0	0
	0	0	0	0	0	0	0	0	0	0	0	0
	0	0	0	0	0	0	0	0	0	0	0	
1994	1	4	0	2	20	0	0	0	0	0	0	0
	0	0	0	0	0	0	3	3	6	2	3	0
	1	2	0	0	0	0	0	0	0	0	0	0
	0	0	0	0	0	0	0	0	0	0	0	0
	0	0	0	0	0	0	0	0	0	0	0	0
	0	0	0	0	0	0	0	0	0	0	0	0
	0	0	0	0	0	0	0	0	0	0	0	
1995	1	4	0	2	19	0	0	0	0	0	0	0
	0	0	0	0	0	1	4	5	1	3	2	0
	1	1	0	0	1	0	0	0	0	0	0	0
	0	0	0	0	0	0	0	0	0	0	0	0
	0	0	0	0	0	0	0	0	0	0	0	0
	0	0	0	0	0	0	0	0	0	0	0	0
	0	0	0	0	0	0	0	0	0	0	0	
1996	1	4	0	2	54	0	0	0	0	0	1	0
	0	0	0	0	0	3	8	21	8	4	5	3
	1	0	0	0	0	0	0	0	0	0	0	0
	0	0	0	0	0	0	0	0	0	0	0	0
	0	0	0	0	0	0	0	0	0	0	0	0
	0	0	0	0	0	0	0	0	0	0	0	0
	0	0	0	0	0	0	0	0	0	0	0	
1997	1	4	0	2	19	0	0	0	0	0	0	0
	0	0	0	0	0	1	2	1	4	2	2	3
	0	0	0	1	1	1	0	0	0	0	0	0
	0	1	0	0	0	0	0	0	0	0	0	0
	0	0	0	0	0	0	0	0	0	0	0	0
	0	0	0	0	0	0	0	0	0	0	0	0
	0	0	0	0	0	0	0	0	0	0	0	
1998	1	4	0	2	16	0	0	0	0	0	0	0
	0	0	0	0	0	2	1	0	2	3	5	1
	2	0	0	0	0	0	0	0	0	0	0	0
	0	0	0	0	0	0	0	0	0	0	0	0
	0	0	0	0	0	0	0	0	0	0	0	0
	0	0	0	0	0	0	0	0	0	0	0	0
	0	0	0	0	0	0	0	0	0	0	0	
1999	1	4	0	2	16	0	0	0	0	0	0	0
	0	0	0	0	0	0	1	7	0	1	2	1
	3	1	0	0	0	0	0	0	0	0	0	0
	0	0	0	0	0	0	0	0	0	0	0	0
	0	0	0	0	0	0	0	0	0	0	0	0

	0	0	0	0	0	0	0	0	0	0	0	0
	0	0	0	0	0	0	0	0	0	0	0	
2000	1	4	0	2	25	0	0	0	0	0	0	0
	0	0	0	0	0	2	6	12	4	0	0	0
	0	0	0	0	0	0	0	0	0	0	0	0
	0	1	0	0	0	0	0	0	0	0	0	0
	0	0	0	0	0	0	0	0	0	0	0	0
	0	0	0	0	0	0	0	0	0	0	0	0
	0	0	0	0	0	0	0	0	0	0	0	
2001	1	4	0	2	52	0	0	0	0	0	0	0
	0	0	0	0	0	1	8	7	12	11	3	6
	2	1	1	0	0	0	0	0	0	0	0	0
	0	0	0	0	0	0	0	0	0	0	0	0
	0	0	0	0	0	0	0	0	0	0	0	0
	0	0	0	0	0	0	0	0	0	0	0	0
	0	0	0	0	0	0	0	0	0	0	0	
2002	1	4	0	2	62	0	0	0	0	0	0	0
	0	0	0	0	1	5	6	10	14	9	2	6
	4	1	1	2	0	0	0	0	1	0	0	0
	0	0	0	0	0	0	0	0	0	0	0	0
	0	0	0	0	0	0	0	0	0	0	0	0
	0	0	0	0	0	0	0	0	0	0	0	0
	0	0	0	0	0	0	0	0	0	0	0	
2003	1	4	0	2	70	0	0	0	0	0	0	0
	0	0	0	0	0	6	12	11	12	4	4	3
	6	0	3	2	2	1	4	0	0	0	0	0
	0	0	0	0	0	0	0	0	0	0	0	0
	0	0	0	0	0	0	0	0	0	0	0	0
	0	0	0	0	0	0	0	0	0	0	0	0
	0	0	0	0	0	0	0	0	0	0	0	
2004	1	4	0	2	43	0	0	0	0	0	0	0
	0	0	0	0	0	0	1	9	8	12	3	5
	1	1	2	1	0	0	0	0	0	0	0	0
	0	0	0	0	0	0	0	0	0	0	0	0
	0	0	0	0	0	0	0	0	0	0	0	0
	0	0	0	0	0	0	0	0	0	0	0	0
	0	0	0	0	0	0	0	0	0	0	0	
2005	1	4	0	2	48	0	0	0	0	0	0	0
	0	0	0	0	0	1	1	11	8	8	4	5
	2	2	1	1	2	1	0	0	1	0	0	0
	0	0	0	0	0	0	0	0	0	0	0	0
	0	0	0	0	0	0	0	0	0	0	0	0
	0	0	0	0	0	0	0	0	0	0	0	0
	0	0	0	0	0	0	0	0	0	0	0	
2006	1	4	0	2	44	0	0	0	0	0	0	0
	0	0	0	0	0	0	1	8	8	10	10	3
	1	1	1	1	0	0	0	0	0	0	0	0
	0	0	0	0	0	0	0	0	0	0	0	0
	0	0	0	0	0	0	0	0	0	0	0	0
	0	0	0	0	0	0	0	0	0	0	0	0
	0	0	0	0	0	0	0	0	0	0	0	
2007	1	4	0	2	22	0	0	0	0	0	0	0
	0	0	0	0	0	0	0	6	6	4	3	1
	1	0	0	1	0	0	0	0	0	0	0	0
	0	0	0	0	0	0	0	0	0	0	0	0
	0	0	0	0	0	0	0	0	0	0	0	0
	0	0	0	0	0	0	0	0	0	0	0	0
	0	0	0	0	0	0	0	0	0	0	0	
2008	1	4	0	2	51	0	0	0	0	0	0	0
	0	0	0	0	0	0	1	7	12	5	9	5
	3	2	2	1	0	1	3	0	0	0	0	0
	0	0	0	0	0	0	0	0	0	0	0	0
	0	0	0	0	0	0	0	0	0	0	0	0

	0	0	0	0	0	0	0	0	0	0	0	0
	0	0	0	0	0	0	0	0	0	0	0	
2009	1	4	0	2	62	0	0	0	0	0	0	0
	0	0	0	0	0	0	1	7	10	8	15	9
	5	2	1	1	2	0	0	0	1	0	0	0
	0	0	0	0	0	0	0	0	0	0	0	0
	0	0	0	0	0	0	0	0	0	0	0	0
	0	0	0	0	0	0	0	0	0	0	0	0
	0	0	0	0	0	0	0	0	0	0	0	
2010	1	4	0	2	200	0	0	0	0	0	0	0
	0	0	1	0	0	0	6	35	39	49	30	25
	14	20	11	2	2	5	2	0	1	0	0	0
	0	0	0	0	0	0	0	0	0	0	0	0
	0	0	0	0	0	0	0	0	0	0	0	0
	0	0	0	0	0	0	0	0	0	0	0	0
	0	0	0	0	0	0	0	0	0	0	0	
2011	1	4	0	2	173	0	0	0	0	0	0	0
	0	0	0	0	0	0	1	7	48	37	29	22
	9	4	7	4	1	1	2	1	0	0	0	0
	0	0	0	0	0	0	0	0	0	0	0	0
	0	0	0	0	0	0	0	0	0	0	0	0
	0	0	0	0	0	0	0	0	0	0	0	0
	0	0	0	0	0	0	0	0	0	0	0	
2012	1	4	0	2	144	0	0	0	0	0	0	0
	0	0	0	0	0	0	0	4	30	28	18	13
	14	9	12	5	3	5	2	1	0	0	0	0
	0	0	0	0	0	0	0	0	0	0	0	0
	0	0	0	0	0	0	0	0	0	0	0	0
	0	0	0	0	0	0	0	0	0	0	0	0
	0	0	0	0	0	0	0	0	0	0	0	
2013	1	4	0	2	51	0	0	0	0	0	0	0
	0	0	0	0	0	0	0	3	8	7	5	5
	6	7	1	3	2	1	0	1	1	0	0	1
	0	0	0	0	0	0	0	0	0	0	0	0
	0	0	0	0	0	0	0	0	0	0	0	0
	0	0	0	0	0	0	0	0	0	0	0	0
	0	0	0	0	0	0	0	0	0	0	0	
1991	2	4	0	2	62	0	0	0	0	0	0	0
	0	0	0	0	3	7	7	9	13	8	3	7
	0	1	1	1	0	0	1	0	0	0	0	0
	0	1	0	0	0	0	0	0	0	0	0	0
	0	0	0	0	0	0	0	0	0	0	0	0
	0	0	0	0	0	0	0	0	0	0	0	0
	0	0	0	0	0	0	0	0	0	0	0	
1992	2	4	0	2	15	0	0	0	0	0	0	0
	0	0	0	0	0	0	4	1	0	2	1	1
	0	2	3	0	0	0	0	0	0	0	0	0
	0	1	0	0	0	0	0	0	0	0	0	0
	0	0	0	0	0	0	0	0	0	0	0	0
	0	0	0	0	0	0	0	0	0	0	0	0
	0	0	0	0	0	0	0	0	0	0	0	
1993	2	4	0	2	28	0	0	0	0	0	0	0
	0	0	0	0	0	1	6	5	6	2	3	2
	0	1	1	0	0	0	0	0	0	0	0	0
	0	1	0	0	0	0	0	0	0	0	0	0
	0	0	0	0	0	0	0	0	0	0	0	0
	0	0	0	0	0	0	0	0	0	0	0	0
	0	0	0	0	0	0	0	0	0	0	0	
1994	2	4	0	2	99	0	0	0	0	0	0	0
	0	0	0	0	1	9	25	21	18	7	4	5
	3	3	2	0	0	0	0	0	0	0	0	0
	0	0	0	1	0	0	0	0	0	0	0	0
	0	0	0	0	0	0	0	0	0	0	0	0

	0	0	0	0	0	0	0	0	0	0	0	0
	0	0	0	0	0	0	0	0	0	0	0	
1995	2	4	0	2	41	0	0	0	0	0	0	0
	0	0	0	0	1	6	2	5	8	5	6	2
	4	1	1	0	0	0	0	0	0	0	0	0
	0	0	0	0	0	0	0	0	0	0	0	0
	0	0	0	0	0	0	0	0	0	0	0	0
	0	0	0	0	0	0	0	0	0	0	0	0
	0	0	0	0	0	0	0	0	0	0	0	
1996	2	4	0	2	80	0	0	0	0	0	0	0
	0	0	0	0	0	5	20	15	12	2	3	6
	2	3	3	3	3	1	2	0	0	0	0	0
	0	0	0	0	0	0	0	0	0	0	0	0
	0	0	0	0	0	0	0	0	0	0	0	0
	0	0	0	0	0	0	0	0	0	0	0	0
	0	0	0	0	0	0	0	0	0	0	0	
1997	2	4	0	2	141	0	0	0	0	0	0	0
	0	0	0	0	0	5	10	20	14	27	18	10
	18	6	6	3	1	1	1	1	0	0	0	0
	0	0	0	0	0	0	0	0	0	0	0	0
	0	0	0	0	0	0	0	0	0	0	0	0
	0	0	0	0	0	0	0	0	0	0	0	0
	0	0	0	0	0	0	0	0	0	0	0	
1998	2	4	0	2	71	0	0	0	0	0	0	0
	0	0	0	0	0	9	13	14	8	4	6	2
	4	2	3	3	2	1	0	0	0	0	0	0
	0	0	0	0	0	0	0	0	0	0	0	0
	0	0	0	0	0	0	0	0	0	0	0	0
	0	0	0	0	0	0	0	0	0	0	0	0
	0	0	0	0	0	0	0	0	0	0	0	
1999	2	4	0	2	17	0	0	0	0	0	0	0
	0	0	0	1	0	2	0	3	4	2	3	1
	0	0	0	1	0	0	0	0	0	0	0	0
	0	0	0	0	0	0	0	0	0	0	0	0
	0	0	0	0	0	0	0	0	0	0	0	0
	0	0	0	0	0	0	0	0	0	0	0	0
	0	0	0	0	0	0	0	0	0	0	0	
2000	2	4	0	2	146	0	0	0	0	0	0	0
	0	0	0	0	3	8	30	15	23	11	12	6
	10	6	5	3	4	7	2	0	0	1	0	0
	0	0	0	0	0	0	0	0	0	0	0	0
	0	0	0	0	0	0	0	0	0	0	0	0
	0	0	0	0	0	0	0	0	0	0	0	0
	0	0	0	0	0	0	0	0	0	0	0	
2001	2	4	0	2	165	0	0	0	0	0	0	0
	0	0	1	0	2	7	27	28	32	13	14	13
	8	6	5	2	2	1	1	2	0	0	0	1
	0	0	0	0	0	0	0	0	0	0	0	0
	0	0	0	0	0	0	0	0	0	0	0	0
	0	0	0	0	0	0	0	0	0	0	0	0
	0	0	0	0	0	0	0	0	0	0	0	
2002	2	4	0	2	115	0	0	0	0	0	0	0
	0	0	0	0	1	2	8	16	16	16	14	13
	12	7	5	1	1	1	0	0	2	0	0	0
	0	0	0	0	0	0	0	0	0	0	0	0
	0	0	0	0	0	0	0	0	0	0	0	0
	0	0	0	0	0	0	0	0	0	0	0	0
	0	0	0	0	0	0	0	0	0	0	0	
2003	2	4	0	2	137	0	0	0	0	0	0	0
	1	0	0	0	0	11	24	29	19	10	9	11
	8	5	1	5	1	0	3	0	0	0	0	0
	0	0	0	0	0	0	0	0	0	0	0	0
	0	0	0	0	0	0	0	0	0	0	0	0

	0	0	0	0	0	0	0	0	0	0	0	0
	0	0	0	0	0	0	0	0	0	0	0	
2004	2	4	0	2	151	0	0	0	0	0	0	0
	0	0	0	1	1	2	18	18	22	23	13	12
	10	4	7	6	5	2	1	2	0	1	3	0
	0	0	0	0	0	0	0	0	0	0	0	0
	0	0	0	0	0	0	0	0	0	0	0	0
	0	0	0	0	0	0	0	0	0	0	0	0
	0	0	0	0	0	0	0	0	0	0	0	
2005	2	4	0	2	106	0	0	0	0	0	0	0
	0	0	0	0	0	0	8	17	18	14	8	8
	8	5	9	2	2	3	1	0	1	0	2	0
	0	0	0	0	0	0	0	0	0	0	0	0
	0	0	0	0	0	0	0	0	0	0	0	0
	0	0	0	0	0	0	0	0	0	0	0	0
	0	0	0	0	0	0	0	0	0	0	0	
2006	2	4	0	2	200	0	0	0	0	0	0	0
	0	1	0	0	0	0	6	22	23	22	33	25
	32	9	6	6	4	4	4	0	0	0	3	0
	0	0	0	0	1	0	0	0	0	0	0	0
	0	0	0	0	0	0	0	0	0	0	0	0
	0	0	0	0	0	0	0	0	0	0	0	0
	0	0	0	0	0	0	0	0	0	0	0	
2007	2	4	0	2	127	0	0	0	0	0	0	0
	0	0	0	0	0	0	2	17	21	17	16	9
	16	4	5	4	5	4	4	3	0	0	0	0
	0	0	0	0	0	0	0	0	0	0	0	0
	0	0	0	0	0	0	0	0	0	0	0	0
	0	0	0	0	0	0	0	0	0	0	0	0
	0	0	0	0	0	0	0	0	0	0	0	
2008	2	4	0	2	200	0	0	0	0	0	0	0
	0	0	0	0	0	1	8	24	34	33	32	14
	20	13	3	10	3	5	7	4	0	1	1	2
	0	0	0	0	0	0	0	0	0	0	0	0
	0	0	0	0	0	0	0	0	0	0	0	0
	0	0	0	0	0	0	0	0	0	0	0	0
	0	0	0	0	0	0	0	0	0	0	0	
2009	2	4	0	2	159	0	0	0	0	0	0	0
	0	0	0	0	0	0	4	18	21	38	25	11
	11	4	6	9	6	2	0	1	2	1	0	0
	0	0	0	0	0	0	0	0	0	0	0	0
	0	0	0	0	0	0	0	0	0	0	0	0
	0	0	0	0	0	0	0	0	0	0	0	0
	0	0	0	0	0	0	0	0	0	0	0	
2010	2	4	0	2	200	0	0	0	0	0	0	0
	0	0	0	0	0	0	15	41	42	64	51	45
	31	14	20	10	7	2	5	3	2	0	0	1
	1	0	0	0	0	0	0	0	0	0	0	0
	0	0	0	0	0	0	0	0	0	0	0	0
	0	0	0	0	0	0	0	0	0	0	0	0
	0	0	0	0	0	0	0	0	0	0	0	
2011	2	4	0	2	190	0	0	0	0	0	0	0
	0	0	0	0	0	0	0	2	29	45	32	21
	16	9	9	3	8	5	4	4	1	2	0	0
	0	0	0	0	0	0	0	0	0	0	0	0
	0	0	0	0	0	0	0	0	0	0	0	0
	0	0	0	0	0	0	0	0	0	0	0	0
	0	0	0	0	0	0	0	0	0	0	0	
2012	2	4	0	2	160	0	0	0	0	0	0	0
	0	0	0	0	0	0	0	7	24	31	30	22
	16	6	7	8	1	3	1	1	1	1	1	0
	0	0	0	0	0	0	0	0	0	0	0	0
	0	0	0	0	0	0	0	0	0	0	0	0

	0	0	0	0	0	0	0	0	0	0	0	0
	0	0	0	0	0	0	0	0	0	0	0	
2013	2	4	0	2	200	0	0	0	0	0	0	0
	0	0	0	0	0	1	5	21	67	52	64	28
	21	19	8	5	3	3	3	0	1	2	1	0
	0	0	0	0	0	0	0	0	0	0	0	0
	0	0	0	0	0	0	0	0	0	0	0	0
	0	0	0	0	0	0	0	0	0	0	0	0
	0	0	0	0	0	0	0	0	0	0	0	
1991	2	6	0	2	95	0	0	1	0	21	21	18
	14	30	46	99	96	85	77	45	35	24	12	4
	2	1	0	0	0	0	0	0	0	0	0	0
	0	0	0	0	0	0	0	0	0	0	0	0
	0	0	0	0	0	0	0	0	0	0	0	0
	0	0	0	0	0	0	0	0	0	0	0	0
	0	0	0	0	0	0	0	0	0	0	0	
1992	2	6	0	2	88	0	0	0	1	9	2	9
	12	54	69	152	151	98	45	32	24	6	9	2
	1	1	0	0	0	0	0	0	0	0	0	0
	0	0	0	0	0	0	0	0	0	0	0	0
	0	0	0	0	0	0	0	0	0	0	0	0
	0	0	0	0	0	0	0	0	0	0	0	0
	0	0	0	0	0	0	0	0	0	0	0	
1993	2	6	0	2	88	0	0	0	0	0	0	1
	11	10	20	47	110	114	96	65	46	18	4	3
	0	0	0	0	0	0	0	0	0	0	0	0
	0	0	0	0	0	0	0	0	0	0	0	0
	0	0	0	0	0	0	0	0	0	0	0	0
	0	0	0	0	0	0	0	0	0	0	0	0
	0	0	0	0	0	0	0	0	0	0	0	
1994	2	6	0	2	93	0	0	0	0	4	1	9
	7	16	16	17	25	30	14	13	14	13	10	1
	2	0	0	0	0	0	0	0	0	0	0	0
	0	0	0	0	0	0	0	0	0	0	0	0
	0	0	0	0	0	0	0	0	0	0	0	0
	0	0	0	0	0	0	0	0	0	0	0	0
	0	0	0	0	0	0	0	0	0	0	0	
1995	2	6	0	2	92	0	0	0	1	6	19	21
	55	65	31	11	12	17	8	7	4	11	12	6
	6	1	0	0	0	0	0	0	0	0	0	0
	0	0	0	0	0	0	0	0	0	0	0	0
	0	0	0	0	0	0	0	0	0	0	0	0
	0	0	0	0	0	0	0	0	0	0	0	0
	0	0	0	0	0	0	0	0	0	0	0	
1996	2	6	0	2	96	0	0	0	0	1	6	2
	4	3	6	3	9	13	10	7	5	11	5	2
	0	0	0	0	0	0	0	0	0	0	0	0
	0	0	0	0	0	0	0	0	0	0	0	0
	0	0	0	0	0	0	0	0	0	0	0	0
	0	0	0	0	0	0	0	0	0	0	0	0
	0	0	0	0	0	0	0	0	0	0	0	
1997	2	6	0	2	96	0	0	2	0	2	7	17
	18	16	28	36	35	43	36	11	10	8	6	6
	1	0	0	1	0	0	0	0	0	0	0	0
	0	0	0	0	0	0	0	0	0	0	0	0
	0	0	0	0	0	0	0	0	0	0	0	0
	0	0	0	0	0	0	0	0	0	0	0	0
	0	0	0	0	0	0	0	0	0	0	0	
1998	2	6	0	2	96	0	0	0	0	1	2	6
	8	8	12	21	27	35	28	26	16	14	6	3
	3	0	0	0	0	0	0	0	0	0	0	0
	0	0	0	0	0	0	0	0	0	0	0	0
	0	0	0	0	0	0	0	0	0	0	0	0

	0	0	0	0	0	0	0	0	0	0	0	0
	0	0	0	0	0	0	0	0	0	0	0	
1999	2	6	0	2	96	0	0	0	0	1	2	2
	2	2	2	8	7	13	9	4	2	3	4	4
	1	0	1	0	0	0	0	0	0	0	0	0
	0	0	0	0	0	0	0	0	0	0	0	0
	0	0	0	0	0	0	0	0	0	0	0	0
	0	0	0	0	0	0	0	0	0	0	0	0
	0	0	0	0	0	0	0	0	0	0	0	
2000	2	6	0	2	96	0	0	2	1	10	11	18
	21	8	12	12	28	25	22	17	7	4	4	0
	0	0	0	0	0	0	0	0	0	0	0	0
	0	0	0	0	0	0	0	0	0	0	0	0
	0	0	0	0	0	0	0	0	0	0	0	0
	0	0	0	0	0	0	0	0	0	0	0	0
	0	0	0	0	0	0	0	0	0	0	0	
2001	2	6	0	2	99	0	0	0	1	8	13	15
	11	2	9	29	35	41	51	47	35	21	6	4
	1	0	0	0	0	0	0	0	0	0	0	0
	0	0	0	0	0	0	0	0	0	0	0	0
	0	0	0	0	0	0	0	0	0	0	0	0
	0	0	0	0	0	0	0	0	0	0	0	0
	0	0	0	0	0	0	0	0	0	0	0	
2002	2	6	0	2	94	0	0	1	1	7	9	27
	11	8	19	27	19	10	17	13	15	25	11	3
	5	1	2	1	3	0	0	0	0	0	0	0
	0	0	0	0	0	0	0	0	0	0	0	0
	0	0	0	0	0	0	0	0	0	0	0	0
	0	0	0	0	0	0	0	0	0	0	0	0
	0	0	0	0	0	0	0	0	0	0	0	
2003	2	6	0	2	96	0	0	0	2	3	6	5
	5	8	5	13	22	21	7	11	10	5	1	0
	1	0	1	0	0	0	0	0	1	0	0	0
	0	0	0	0	0	0	0	0	0	0	0	0
	0	0	0	0	0	0	0	0	0	0	0	0
	0	0	0	0	0	0	0	0	0	0	0	0
	0	0	0	0	0	0	0	0	0	0	0	
2004	2	6	0	2	98	1	1	2	1	9	40	25
	20	20	15	26	41	30	25	19	24	13	4	3
	3	0	0	0	0	0	0	0	0	0	0	0
	0	0	0	0	0	0	0	0	0	0	0	0
	0	0	0	0	0	0	0	0	0	0	0	0
	0	0	0	0	0	0	0	0	0	0	0	0
	0	0	0	0	0	0	0	0	0	0	0	
2005	2	6	0	2	96	0	0	0	0	1	4	2
	5	6	16	21	45	33	24	15	17	10	5	3
	0	0	0	0	0	0	0	0	0	0	0	0
	0	0	0	0	0	0	0	0	0	0	0	0
	0	0	0	0	0	0	0	0	0	0	0	0
	0	0	0	0	0	0	0	0	0	0	0	0
	0	0	0	0	0	0	0	0	0	0	0	
2006	2	6	0	2	91	0	0	0	1	8	11	19
	3	11	5	7	11	21	23	24	29	28	14	5
	1	1	0	0	0	0	0	0	0	0	0	0
	0	0	0	0	0	0	0	0	0	0	0	0
	0	0	0	0	0	0	0	0	0	0	0	0
	0	0	0	0	0	0	0	0	0	0	0	0
	0	0	0	0	0	0	0	0	0	0	0	
2007	2	6	0	2	94	0	0	1	1	8	12	8
	17	23	37	51	88	105	129	52	19	10	4	1
	4	0	2	1	1	0	0	0	0	0	0	0
	0	0	0	0	0	0	0	0	0	0	0	0
	0	0	0	0	0	0	0	0	0	0	0	0

	0	0	0	0	0	0	0	0	0	0	0	0
	0	0	0	0	0	0	0	0	0	0	0	
2008	2	6	0	2	97	0	1	0	0	1	8	16
	22	13	14	11	15	28	13	25	8	9	2	4
	2	1	1	0	0	0	0	0	0	0	0	0
	0	0	0	0	0	0	0	0	0	0	0	0
	0	0	0	0	0	0	0	0	0	0	0	0
	0	0	0	0	0	0	0	0	0	0	0	0
	0	0	0	0	0	0	0	0	0	0	0	
2009	2	6	0	2	96	0	1	0	0	2	10	18
	12	19	10	21	30	26	26	13	19	22	9	2
	2	3	0	0	1	0	0	0	0	0	0	0
	0	0	0	0	0	0	0	0	0	0	0	0
	0	0	0	0	0	0	0	0	0	0	0	0
	0	0	0	0	0	0	0	0	0	0	0	0
	0	0	0	0	0	0	0	0	0	0	0	
2010	2	6	0	2	95	0	0	0	3	3	2	2
	4	8	13	16	9	17	11	6	22	19	5	4
	0	0	0	0	0	0	0	0	0	0	0	0
	0	0	0	0	0	0	0	0	0	0	0	0
	0	0	0	0	0	0	0	0	0	0	0	0
	0	0	0	0	0	0	0	0	0	0	0	0
	0	0	0	0	0	0	0	0	0	0	0	
2011	2	6	0	2	98	0	0	0	0	0	2	5
	6	5	12	3	4	11	2	1	0	0	0	1
	0	0	0	0	0	0	0	0	0	0	0	0
	0	0	0	0	0	0	0	0	0	0	0	0
	0	0	0	0	0	0	0	0	0	0	0	0
	0	0	0	0	0	0	0	0	0	0	0	0
	0	0	0	0	0	0	0	0	0	0	0	
2012	2	6	0	2	86	0	0	1	0	17	16	31
	27	15	5	3	15	17	20	19	12	3	0	1
	0	0	1	0	1	0	0	0	0	0	0	0
	0	0	0	0	0	0	0	0	0	0	0	0
	0	0	0	0	0	0	0	0	0	0	0	0
	0	0	0	0	0	0	0	0	0	0	0	0
	0	0	0	0	0	0	0	0	0	0	0	
2013	2	6	0	2	95	0	0	1	0	2	1	6
	4	12	3	8	13	27	22	30	28	15	4	3
	1	0	0	0	0	0	0	0	0	0	0	0
	0	0	0	0	0	0	0	0	0	0	0	0
	0	0	0	0	0	0	0	0	0	0	0	0
	0	0	0	0	0	0	0	0	0	0	0	0
	0	0	0	0	0	0	0	0	0	0	0	
2003	2	7	0	2	86	0	0	0	0	0	0	1
	11	16	55	47	50	56	63	56	54	29	22	20
	10	12	7	4	1	0	0	0	0	0	0	0
	0	0	0	0	0	0	0	0	0	0	0	0
	0	0	0	0	0	0	0	0	0	0	0	0
	0	0	0	0	0	0	0	0	0	0	0	0
	0	0	0	0	0	0	0	0	0	0	0	
2004	2	7	0	2	96	0	0	0	0	0	1	10
	25	70	88	76	67	57	52	23	26	21	30	19
	12	4	4	0	1	1	0	0	0	0	0	0
	0	0	0	0	0	0	0	0	0	0	0	0
	0	0	0	0	0	0	0	0	0	0	0	0
	0	0	0	0	0	0	0	0	0	0	0	0
	0	0	0	0	0	0	0	0	0	0	0	
2005	2	7	0	2	80	0	0	1	0	2	0	5
	11	26	46	35	34	40	40	33	30	24	14	11
	10	3	0	0	0	0	2	0	0	0	0	0
	0	0	0	0	0	0	0	0	0	0	0	0
	0	0	0	0	0	0	0	0	0	0	0	0

	0	0	0	0	0	0	0	0	0	0	0	0
	0	0	0	0	0	0	0	0	0	0	0	
2006	2	7	0	2	96	0	0	1	0	1	0	10
	11	30	30	33	38	20	25	26	32	26	18	18
	10	5	6	1	1	0	0	0	0	0	0	0
	0	0	0	0	0	0	0	0	0	0	0	0
	0	0	0	0	0	0	0	0	0	0	0	0
	0	0	0	0	0	0	0	0	0	0	0	0
	0	0	0	0	0	0	0	0	0	0	0	
2007	2	7	0	2	96	0	0	0	0	1	1	7
	16	23	38	46	27	35	29	29	18	15	5	3
	2	2	1	1	1	0	0	0	0	0	0	0
	0	0	0	0	0	0	0	0	0	0	0	0
	0	0	0	0	0	0	0	0	0	0	0	0
	0	0	0	0	0	0	0	0	0	0	0	0
	0	0	0	0	0	0	0	0	0	0	0	
2008	2	7	0	2	96	0	1	0	2	2	5	16
	24	64	88	69	70	61	52	48	41	34	22	25
	11	4	2	0	1	0	0	0	0	0	0	0
	0	0	0	0	0	0	0	0	0	0	0	0
	0	0	0	0	0	0	0	0	0	0	0	0
	0	0	0	0	0	0	0	0	0	0	0	0
	0	0	0	0	0	0	0	0	0	0	0	
2009	2	7	0	2	96	0	0	1	0	0	1	4
	22	39	41	35	23	30	35	48	30	22	21	10
	5	6	1	6	0	0	0	0	0	0	0	0
	0	0	0	0	0	0	0	0	0	0	0	0
	0	0	0	0	0	0	0	0	0	0	0	0
	0	0	0	0	0	0	0	0	0	0	0	0
	0	0	0	0	0	0	0	0	0	0	0	
2010	2	7	0	2	96	0	0	0	0	0	4	17
	25	55	76	64	36	45	47	56	53	44	42	29
	11	18	3	3	5	1	0	0	0	0	0	0
	0	0	0	0	0	0	0	0	0	0	0	0
	0	0	0	0	0	0	0	0	0	0	0	0
	0	0	0	0	0	0	0	0	0	0	0	0
	0	0	0	0	0	0	0	0	0	0	0	
2011	2	7	0	2	86	0	0	1	1	1	2	6
	12	21	28	23	31	22	48	60	33	42	27	15
	9	6	1	0	0	0	0	0	0	0	0	0
	0	0	0	0	0	0	0	0	0	0	0	0
	0	0	0	0	0	0	0	0	0	0	0	0
	0	0	0	0	0	0	0	0	0	0	0	0
	0	0	0	0	0	0	0	0	0	0	0	
2012	2	7	0	2	92	0	0	0	0	0	0	8
	19	31	49	66	83	51	46	27	19	12	16	16
	5	2	9	1	0	0	0	0	0	0	0	0
	0	0	0	0	0	0	0	0	0	0	0	0
	0	0	0	0	0	0	0	0	0	0	0	0
	0	0	0	0	0	0	0	0	0	0	0	0
	0	0	0	0	0	0	0	0	0	0	0	
2013	2	7	0	2	92	0	0	0	0	0	2	4
	12	23	57	67	45	29	30	42	37	38	26	24
	8	3	2	0	0	1	0	0	0	0	0	0
	0	0	0	0	0	0	0	0	0	0	0	0
	0	0	0	0	0	0	0	0	0	0	0	0
	0	0	0	0	0	0	0	0	0	0	0	0
	0	0	0	0	0	0	0	0	0	0	0	
1991	1	5	0	2	200	0	0	0	0	0	0	1
	1	1	1	2	5	13	12	7	4	4	0	1
	0	0	1	0	0	0	0	0	0	0	0	0
	0	0	0	0	0	0	0	0	0	0	0	0
	0	0	0	0	0	0	0	0	0	0	0	0

	0	0	0	0	0	0	0	0	0	0	0	0
	0	0	0	0	0	0	0	0	0	0	0	
1992	1	5	0	2	200	0	0	0	0	0	0	0
	0	0	0	1	0	2	2	1	1	0	1	0
	1	0	0	0	0	0	0	0	0	0	0	0
	0	0	0	0	0	0	0	0	0	0	0	0
	0	0	0	0	0	0	0	0	0	0	0	0
	0	0	0	0	0	0	0	0	0	0	0	0
	0	0	0	0	0	0	0	0	0	0	0	
1993	1	5	0	2	200	0	0	0	0	0	0	0
	0	0	0	1	1	5	1	0	0	1	0	0
	0	1	0	0	0	0	0	0	0	0	0	0
	0	0	0	0	0	0	0	0	0	0	0	0
	0	0	0	0	0	0	0	0	0	0	0	0
	0	0	0	0	0	0	0	0	0	0	0	0
	0	0	0	0	0	0	0	0	0	0	0	
1994	1	5	0	2	200	0	0	0	0	0	0	0
	0	0	0	0	0	1	1	0	2	0	1	1
	0	0	2	0	0	0	0	1	0	0	0	0
	0	0	0	0	0	0	0	0	0	0	0	0
	0	0	0	0	0	0	0	0	0	0	0	0
	0	0	0	0	0	0	0	0	0	0	0	0
	0	0	0	0	0	0	0	0	0	0	0	
1995	1	5	0	2	200	0	0	0	0	0	0	0
	0	0	0	0	0	4	10	4	4	10	5	2
	1	0	3	2	2	0	0	0	0	0	0	0
	0	0	0	0	0	0	0	0	0	0	0	0
	0	0	0	0	0	0	0	0	0	0	0	0
	0	0	0	0	0	0	0	0	0	0	0	0
	0	0	0	0	0	0	0	0	0	0	0	
1996	1	5	0	2	200	0	0	0	0	0	0	0
	0	0	0	0	0	0	8	2	1	1	0	1
	2	1	1	1	0	0	0	0	0	0	0	0
	0	0	0	0	0	0	0	0	0	0	0	0
	0	0	0	0	0	0	0	0	0	0	0	0
	0	0	0	0	0	0	0	0	0	0	0	0
	0	0	0	0	0	0	0	0	0	0	0	
1997	1	5	0	2	200	0	0	0	0	0	0	0
	0	0	0	0	0	0	1	2	2	0	2	0
	0	0	0	0	0	0	0	0	0	0	0	0
	0	0	0	0	0	0	0	0	0	0	0	0
	0	0	0	0	0	0	0	0	0	0	0	0
	0	0	0	0	0	0	0	0	0	0	0	0
	0	0	0	0	0	0	0	0	0	0	0	
1998	1	5	0	2	200	0	0	0	0	0	0	0
	0	0	0	0	0	0	0	0	0	1	0	2
	1	0	1	0	0	0	0	0	0	0	0	0
	0	0	0	0	0	0	0	0	0	0	0	0
	0	0	0	0	0	0	0	0	0	0	0	0
	0	0	0	0	0	0	0	0	0	0	0	0
	0	0	0	0	0	0	0	0	0	0	0	
1999	1	5	0	2	200	0	0	0	0	0	0	0
	0	0	0	0	0	0	0	1	0	0	0	0
	1	0	0	0	0	0	0	0	0	0	0	0
	0	0	0	0	0	0	0	0	0	0	0	0
	0	0	0	0	0	0	0	0	0	0	0	0
	0	0	0	0	0	0	0	0	0	0	0	0
	0	0	0	0	0	0	0	0	0	0	0	
2000	1	5	0	2	200	0	0	0	0	0	0	0
	0	0	0	0	0	0	2	4	2	0	0	1
	0	0	1	0	0	0	0	0	0	0	0	0
	0	0	0	0	0	0	0	0	0	0	0	0
	0	0	0	0	0	0	0	0	0	0	0	0

	0	0	0	0	0	0	0	0	0	0	0	0
	0	0	0	0	0	0	0	0	0	0	0	
2001	1	5	0	2	200	0	0	0	0	0	0	0
	0	0	0	0	0	1	0	2	2	4	4	0
	3	0	2	0	1	0	0	0	0	0	0	0
	0	0	0	0	0	0	0	0	0	0	0	0
	0	0	0	0	0	0	0	0	0	0	0	0
	0	0	0	0	0	0	0	0	0	0	0	0
	0	0	0	0	0	0	0	0	0	0	0	
2002	1	5	0	2	200	0	0	0	0	0	0	0
	0	0	0	0	0	0	0	0	0	0	1	1
	0	0	0	1	0	0	0	0	0	0	0	0
	0	0	0	0	0	0	0	0	0	0	0	0
	0	0	0	0	0	0	0	0	0	0	0	0
	0	0	0	0	0	0	0	0	0	0	0	0
	0	0	0	0	0	0	0	0	0	0	0	
2003	1	5	0	2	200	0	0	0	0	0	0	0
	0	0	0	0	0	0	0	0	1	0	1	3
	0	0	0	0	0	0	0	0	0	0	0	0
	0	0	0	0	0	0	0	0	0	0	0	0
	0	0	0	0	0	0	0	0	0	0	0	0
	0	0	0	0	0	0	0	0	0	0	0	0
	0	0	0	0	0	0	0	0	0	0	0	
2004	1	5	0	2	200	0	0	0	0	0	0	0
	0	0	0	0	0	0	0	0	0	4	0	0
	0	1	0	0	0	0	0	0	0	0	1	0
	0	0	0	0	0	0	0	0	0	0	0	0
	0	0	0	0	0	0	0	0	0	0	0	0
	0	0	0	0	0	0	0	0	0	0	0	0
	0	0	0	0	0	0	0	0	0	0	0	
2005	1	5	0	2	200	0	0	0	0	0	0	0
	0	0	0	0	0	0	1	1	0	1	2	0
	0	0	0	0	0	1	0	0	0	0	0	0
	0	0	0	0	0	0	0	0	0	0	0	0
	0	0	0	0	0	0	0	0	0	0	0	0
	0	0	0	0	0	0	0	0	0	0	0	0
	0	0	0	0	0	0	0	0	0	0	0	
2006	1	5	0	2	200	0	0	0	0	0	0	0
	0	0	0	0	0	0	0	1	3	1	1	0
	0	1	0	0	0	0	0	0	0	0	0	0
	0	0	0	0	0	0	0	0	0	0	0	0
	0	0	0	0	0	0	0	0	0	0	0	0
	0	0	0	0	0	0	0	0	0	0	0	0
	0	0	0	0	0	0	0	0	0	0	0	
2007	1	5	0	2	200	0	0	0	0	0	0	0
	0	0	0	0	0	0	0	0	0	2	1	0
	0	0	1	0	0	0	0	0	0	0	0	0
	0	0	0	0	0	0	0	0	0	0	0	0
	0	0	0	0	0	0	0	0	0	0	0	0
	0	0	0	0	0	0	0	0	0	0	0	0
	0	0	0	0	0	0	0	0	0	0	0	
2008	1	5	0	2	200	0	0	0	0	0	0	0
	0	0	0	0	0	0	0	3	0	0	2	1
	0	0	2	0	0	0	0	0	0	0	0	0
	0	0	0	0	0	0	0	0	0	0	0	0
	0	0	0	0	0	0	0	0	0	0	0	0
	0	0	0	0	0	0	0	0	0	0	0	0
	0	0	0	0	0	0	0	0	0	0	0	
2009	1	5	0	2	200	0	0	0	0	0	0	0
	0	0	0	0	0	0	0	1	2	3	1	0
	2	0	1	0	0	0	0	0	0	0	0	0
	0	0	0	0	0	0	0	0	0	0	0	0
	0	0	0	0	0	0	0	0	0	0	0	0

	0	0	0	0	0	0	0	0	0	0	0	0
	0	0	0	0	0	0	0	0	0	0	0	
2010	1	5	0	2	200	0	0	0	0	0	0	0
	0	0	0	0	0	0	3	6	7	10	4	5
	3	1	3	0	1	0	0	0	0	0	1	0
	0	0	0	0	0	0	0	0	0	0	0	0
	0	0	0	0	0	0	0	0	0	0	0	0
	0	0	0	0	0	0	0	0	0	0	0	0
	0	0	0	0	0	0	0	0	0	0	0	
2011	1	5	0	2	200	0	0	0	0	0	0	0
	0	0	0	0	0	0	0	0	4	6	8	3
	3	1	0	1	2	0	0	0	0	0	0	0
	0	0	0	0	0	0	0	0	0	0	0	0
	0	0	0	0	0	0	0	0	0	0	0	0
	0	0	0	0	0	0	0	0	0	0	0	0
	0	0	0	0	0	0	0	0	0	0	0	
2012	1	5	0	2	200	0	0	0	0	0	0	0
	0	0	0	0	0	0	0	1	2	6	11	5
	5	5	2	1	1	2	0	0	0	0	0	0
	0	0	1	0	0	0	0	0	0	0	0	0
	0	0	0	0	0	0	0	0	0	0	0	0
	0	0	0	0	0	0	0	0	0	0	0	0
	0	0	0	0	0	0	0	0	0	0	0	
2013	1	5	0	2	200	0	0	0	0	0	0	0
	0	0	0	0	0	0	0	0	1	3	2	2
	1	1	0	1	0	0	0	0	0	0	0	0
	0	0	0	0	0	0	0	0	0	0	0	0
	0	0	0	0	0	0	0	0	0	0	0	0
	0	0	0	0	0	0	0	0	0	0	0	0
	0	0	0	0	0	0	0	0	0	0	0	
1991	2	5	0	2	200	0	0	0	0	0	0	0
	0	1	0	0	2	14	12	7	9	7	7	7
	8	6	0	0	0	0	1	1	0	0	0	0
	0	0	0	0	0	0	0	0	0	0	0	0
	0	0	0	0	0	0	0	0	0	0	0	0
	0	0	0	0	0	0	0	0	0	0	0	0
	0	0	0	0	0	0	0	0	0	0	0	
1992	2	5	0	2	200	0	0	0	0	0	0	0
	0	0	0	0	1	2	4	2	0	1	1	0
	0	2	1	1	0	0	0	0	0	0	0	0
	0	0	0	0	0	0	0	0	0	0	0	0
	0	0	0	0	0	0	0	0	0	0	0	0
	0	0	0	0	0	0	0	0	0	0	0	0
	0	0	0	0	0	0	0	0	0	0	0	
1993	2	5	0	2	200	0	0	0	0	0	0	0
	0	1	0	1	2	2	6	6	11	4	0	5
	1	2	1	0	1	0	0	0	0	0	0	0
	0	0	0	0	0	0	0	0	0	0	0	0
	0	0	0	0	0	0	0	0	0	0	0	0
	0	0	0	0	0	0	0	0	0	0	0	0
	0	0	0	0	0	0	0	0	0	0	0	
1994	2	5	0	2	200	0	0	0	0	0	0	0
	0	0	0	1	0	1	3	6	4	6	5	4
	3	3	1	1	2	2	0	1	0	0	0	0
	0	1	0	0	0	0	0	0	0	0	0	0
	0	0	0	0	0	0	0	0	0	0	0	0
	0	0	0	0	0	0	0	0	0	0	0	0
	0	0	0	0	0	0	0	0	0	0	0	
1995	2	5	0	2	200	0	0	0	0	0	0	0
	0	0	0	1	0	8	4	2	9	11	8	14
	5	3	2	0	1	0	1	0	1	0	0	0
	0	0	0	0	0	0	0	0	0	0	0	0
	0	0	0	0	0	0	0	0	0	0	0	0

	0	0	0	0	0	0	0	0	0	0	0	0
	0	0	0	0	0	0	0	0	0	0	0	
1996	2	5	0	2	200	0	0	0	0	0	0	0
	0	0	0	0	0	1	1	0	1	3	2	3
	3	0	1	0	0	0	0	0	0	0	0	0
	0	0	0	0	0	0	0	0	0	0	0	0
	0	0	0	0	0	0	0	0	0	0	0	0
	0	0	0	0	0	0	0	0	0	0	0	0
	0	0	0	0	0	0	0	0	0	0	0	
1997	2	5	0	2	200	0	0	0	0	0	0	0
	0	0	0	0	0	0	3	3	4	9	6	8
	8	3	2	2	2	2	0	1	0	0	0	0
	0	0	0	0	0	0	0	0	0	0	0	0
	0	0	0	0	0	0	0	0	0	0	0	0
	0	0	0	0	0	0	0	0	0	0	0	0
	0	0	0	0	0	0	0	0	0	0	0	
1998	2	5	0	2	200	0	0	0	0	0	0	0
	0	0	0	0	0	1	1	1	0	3	1	2
	5	2	0	0	0	1	0	0	0	0	0	0
	0	0	0	0	0	0	0	0	0	0	0	0
	0	0	0	0	0	0	0	0	0	0	0	0
	0	0	0	0	0	0	0	0	0	0	0	0
	0	0	0	0	0	0	0	0	0	0	0	
1999	2	5	0	2	200	0	0	0	0	0	0	0
	0	0	0	0	0	0	1	1	1	1	6	0
	5	3	1	2	0	1	0	0	0	0	0	0
	0	0	0	0	0	0	0	0	0	0	0	0
	0	0	0	0	0	0	0	0	0	0	0	0
	0	0	0	0	0	0	0	0	0	0	0	0
	0	0	0	0	0	0	0	0	0	0	0	
2000	2	5	0	2	200	0	0	0	0	0	0	0
	0	0	0	0	0	0	3	2	11	2	4	9
	6	3	2	1	1	0	0	0	0	0	0	0
	0	0	0	0	0	0	0	0	0	0	0	0
	0	0	0	0	0	0	0	0	0	0	0	0
	0	0	0	0	0	0	0	0	0	0	0	0
	0	0	0	0	0	0	0	0	0	0	0	
2001	2	5	0	2	200	0	0	0	0	0	0	0
	0	0	0	0	0	0	1	1	1	5	4	3
	5	3	3	2	2	1	0	0	0	0	0	0
	0	0	0	0	0	0	0	0	0	0	0	0
	0	0	0	0	0	0	0	0	0	0	0	0
	0	0	0	0	0	0	0	0	0	0	0	0
	0	0	0	0	0	0	0	0	0	0	0	
2002	2	5	0	2	200	0	0	0	0	0	0	0
	0	0	0	0	0	0	2	1	1	5	4	2
	1	0	2	0	2	0	0	0	0	0	0	0
	0	0	0	0	0	0	0	0	0	0	0	0
	0	0	0	0	0	0	0	0	0	0	0	0
	0	0	0	0	0	0	0	0	0	0	0	0
	0	0	0	0	0	0	0	0	0	0	0	
2003	2	5	0	2	200	0	0	0	0	0	0	0
	0	0	0	0	0	0	1	0	0	0	2	1
	3	2	0	0	0	0	1	0	0	0	0	0
	0	0	0	0	0	0	0	0	0	0	0	0
	0	0	0	0	0	0	0	0	0	0	0	0
	0	0	0	0	0	0	0	0	0	0	0	0
	0	0	0	0	0	0	0	0	0	0	0	
2004	2	5	0	2	200	0	0	0	0	0	0	0
	0	0	0	0	0	0	9	10	8	9	10	10
	7	7	7	6	2	4	3	1	1	0	0	0
	0	0	0	0	0	0	0	0	0	0	0	0
	0	0	0	0	0	0	0	0	0	0	0	0

	0	0	0	0	0	0	0	0	0	0	0	0
	0	0	0	0	0	0	0	0	0	0	0	
2005	2	5	0	2	200	0	0	0	0	0	0	0
	0	0	0	0	0	0	1	3	7	9	6	3
	7	1	1	1	2	0	0	0	1	0	0	0
	0	0	0	0	0	0	0	0	0	0	0	0
	0	0	0	0	0	0	0	0	0	0	0	0
	0	0	0	0	0	0	0	0	0	0	0	0
	0	0	0	0	0	0	0	0	0	0	0	
2006	2	5	0	2	200	0	0	0	0	0	0	0
	0	0	0	0	0	0	6	11	17	13	8	14
	13	1	2	3	2	0	0	0	0	0	1	0
	0	0	0	0	0	0	0	0	0	0	0	0
	0	0	0	0	0	0	0	0	0	0	0	0
	0	0	0	0	0	0	0	0	0	0	0	0
	0	0	0	0	0	0	0	0	0	0	0	
2007	2	5	0	2	200	0	0	0	0	0	0	0
	0	0	0	0	0	0	2	4	7	8	6	7
	11	12	5	2	0	2	0	1	0	0	0	0
	0	0	0	0	0	0	0	0	0	0	0	0
	0	0	0	0	0	0	0	0	0	0	0	0
	0	0	0	0	0	0	0	0	0	0	0	0
	0	0	0	0	0	0	0	0	0	0	0	
2008	2	5	0	2	200	0	0	0	0	0	0	0
	0	0	0	0	0	0	0	1	6	8	7	6
	5	2	1	1	0	0	0	0	0	0	0	0
	0	0	0	0	0	0	0	0	0	0	0	0
	0	0	0	0	0	0	0	0	0	0	0	0
	0	0	0	0	0	0	0	0	0	0	0	0
	0	0	0	0	0	0	0	0	0	0	0	
2009	2	5	0	2	200	0	0	0	0	0	0	0
	0	0	0	0	1	0	2	4	10	13	12	6
	5	8	4	6	0	0	2	0	1	0	1	0
	0	0	0	0	0	0	0	0	0	0	0	0
	0	0	0	0	0	0	0	0	0	0	0	0
	0	0	0	0	0	0	0	0	0	0	0	0
	0	0	0	0	0	0	0	0	0	0	0	
2010	2	5	0	2	200	0	0	0	0	0	0	0
	0	0	0	0	0	0	1	8	19	22	21	16
	6	8	6	5	0	1	1	0	0	0	0	0
	0	0	0	0	0	0	0	0	0	0	0	0
	0	0	0	0	0	0	0	0	0	0	0	0
	0	0	0	0	0	0	0	0	0	0	0	0
	0	0	0	0	0	0	0	0	0	0	0	
2011	2	5	0	2	200	0	0	0	0	0	0	0
	0	0	0	0	0	0	0	0	12	21	13	11
	5	4	11	5	1	1	2	1	0	0	0	0
	0	0	0	0	0	0	0	0	0	0	0	0
	0	0	0	0	0	0	0	0	0	0	0	0
	0	0	0	0	0	0	0	0	0	0	0	0
	0	0	0	0	0	0	0	0	0	0	0	
2012	2	5	0	2	200	0	0	0	0	0	0	0
	0	0	0	0	0	0	0	0	8	10	6	8
	6	6	2	3	3	1	1	0	0	0	0	0
	0	0	0	0	0	0	0	0	0	0	0	0
	0	0	0	0	0	0	0	0	0	0	0	0
	0	0	0	0	0	0	0	0	0	0	0	0
	0	0	0	0	0	0	0	0	0	0	0	
2013	2	5	0	2	200	0	0	0	0	0	0	0
	0	0	0	0	0	0	0	0	2	3	4	9
	3	0	1	0	0	0	1	1	0	0	0	0
	0	0	0	0	0	0	0	0	0	0	0	0
	0	0	0	0	0	0	0	0	0	0	0	0

0 0 0 0 0 0 0 0 0 0 0 0
0 0 0 0 0 0 0 0 0 0 0

#Age frequencies

10 #_N_age_bins

1 2 3 4 5 6 7 8 9 10

2 #_N_ageerror_definitions

-1 -1 -1 -1 -1 -1 -1 -1 -1 -1 -1

0.001 0.001 0.001 0.001 0.001 0.001 0.001 0.001 0.001 0.001 0.001

3.5 3.5 3.5 3.5 3.5 3.5 3.5 3.5 3.5 3.5 3.5

0.001 0.001 0.001 0.001 0.001 0.001 0.001 0.001 0.001 0.001 0.001

2441 #_N_Agecomp_obs

1 #_Lbin_method:1=poplenbins;2=datalenbins;3=lengths

1 #_combinemalesintofemalesatorbelowthisbinnumber

#Year	Season	Flt/Srvy	Gender	Partition	Age error	L bin Low	L bin high	N sample	Data vector (female-male)			
1991	2	1	3	2	1	-1	-1	2	0	9	15	2
	0	0	0	0	0	0	0	0	0	0	0	0
	0	0	0	0								
1992	1	1	3	2	1	-1	-1	2	0	0	12	0
	0	0	0	0	0	0	0	0	5	1	0	0
	0	0	0	0								
1992	2	1	3	2	1	-1	-1	7	0	10	45	13
	0	0	0	0	0	0	0	11	49	0	0	0
	0	0	0	0								
1993	1	1	3	2	1	-1	-1	1	0	0	5	0
	0	0	0	0	0	0	0	0	0	0	0	0
	0	0	0	0								
1993	2	1	3	2	1	-1	-1	1	0	13	6	5
	0	0	0	0	0	0	0	0	2	1	0	0
	0	0	0	0								
1995	1	1	3	2	1	-1	-1	4	0	1	6	1
	0	0	0	0	0	0	0	2	3	0	0	0
	0	0	0	0								
1995	2	1	3	2	1	-1	-1	5	0	1	11	1
	0	0	0	0	0	0	0	0	1	0	0	0
	0	0	0	0								
1996	1	1	3	2	1	-1	-1	1	0	7	32	14
	0	0	0	0	0	0	0	0	4	2	0	0
	0	0	0	0								
1996	2	1	3	2	1	-1	-1	8	5	59	68	9
	0	1	0	0	0	0	3	8	17	0	0	0
	0	0	0	0								
1997	1	1	3	2	1	-1	-1	7	0	14	50	35
	10	0	0	0	0	0	0	0	2	2	0	0
	0	0	0	0								
1997	2	1	3	2	1	-1	-1	4	0	51	17	2
	3	0	0	0	0	0	0	7	4	0	0	0
	0	0	0	0								
1998	1	1	3	2	1	-1	-1	16	7	50	85	4
	5	0	0	0	0	0	1	2	12	0	0	0
	0	0	0	0								

1998	2	1	3	2	1	-1	-1	16	3	58	53	7
	0	0	1	0	0	0	0	0	24	0	0	0
	0	0	0	0								
1999	1	1	3	2	1	-1	-1	3	0	19	36	11
	0	0	0	0	0	0	0	1	5	1	0	0
	0	0	0	0								
1999	2	1	3	2	1	-1	-1	4	18	28	14	4
	1	0	0	0	0	0	3	0	1	0	0	0
	0	0	0	0								
2000	1	1	3	2	1	-1	-1	18	0	50	26	14
	6	0	0	0	0	0	0	2	4	0	0	0
	0	0	0	0								
2000	2	1	3	2	1	-1	-1	13	31	61	12	2
	2	0	0	0	0	0	0	7	2	0	0	0
	0	0	0	0								
2001	1	1	3	2	1	-1	-1	8	0	40	71	1
	0	0	0	0	0	0	0	1	12	0	1	1
	0	0	0	0								
2001	2	1	3	2	1	-1	-1	3	11	45	52	1
	0	0	0	0	0	0	2	5	15	0	0	1
	0	0	0	0								
2002	1	1	3	2	1	-1	-1	4	0	14	31	5
	0	0	0	0	0	0	0	0	0	0	0	0
	0	0	0	0								
2002	2	1	3	2	1	-1	-1	3	3	11	2	2
	1	1	0	0	0	0	0	1	0	0	0	0
	0	0	0	0								
2003	1	1	3	2	1	-1	-1	1	0	0	0	6
	4	0	0	0	0	0	0	0	0	0	0	0
	0	0	0	0								
2003	2	1	3	2	1	-1	-1	4	14	7	9	4
	0	1	0	0	0	0	1	3	0	0	0	0
	0	0	0	0								
2004	1	1	3	2	1	-1	-1	4	0	15	25	0
	1	0	0	0	0	0	0	2	4	0	0	0
	0	0	0	0								
2004	2	1	3	2	1	-1	-1	16	2	93	59	15
	3	2	0	0	0	0	1	77	5	0	0	0
	0	0	0	0								
2005	1	1	3	2	1	-1	-1	3	0	0	62	1
	0	1	0	0	0	0	0	0	10	0	0	0
	0	0	0	0								
2005	2	1	3	2	1	-1	-1	7	2	4	26	9
	1	1	1	0	0	0	0	3	0	0	0	0
	0	0	0	0								
2006	1	1	3	2	1	-1	-1	5	0	10	17	7
	0	0	0	0	0	0	0	2	2	0	0	0
	0	0	0	0								
2006	2	1	3	2	1	-1	-1	13	3	36	25	16
	5	0	0	0	0	0	0	7	0	0	0	0
	0	0	0	0								
2007	1	1	3	2	1	-1	-1	4	0	0	2	0
	2	1	0	0	0	0	0	0	0	0	0	0
	0	0	0	0								
2007	2	1	3	2	1	-1	-1	4	0	0	9	4
	5	0	0	0	0	0	0	0	0	0	0	0
	0	0	0	0								

2008	1	1	3	2	1	-1	-1	3	0	0	0	1
	0	0	1	0	0	0	0	0	0	0	0	0
	0	0	0	0								
2008	2	1	3	2	1	-1	-1	10	0	12	15	14
	1	2	0	0	0	0	0	1	0	0	0	0
	0	0	0	0								
2009	2	1	3	2	1	-1	-1	10	0	0	8	8
	7	1	0	0	0	0	0	0	0	0	0	0
	0	0	0	0								
2010	1	1	3	2	1	-1	-1	1	0	0	0	0
	1	0	0	0	0	0	0	0	0	0	0	0
	0	0	0	0								
2010	2	1	3	2	1	-1	-1	1	0	3	9	2
	0	0	0	0	0	0	0	0	0	0	0	0
	0	0	0	0								
2011	2	1	3	2	1	-1	-1	8	0	11	11	2
	0	1	0	0	0	0	0	0	0	0	0	0
	0	0	0	0								
2012	1	1	3	2	1	-1	-1	2	0	0	0	2
	0	0	0	0	0	0	0	0	0	0	0	0
	0	0	0	0								
2012	2	1	3	2	1	-1	-1	4	0	1	2	3
	2	1	0	0	0	0	0	0	0	0	0	0
	0	0	0	0								
2013	2	1	3	2	1	-1	-1	20	0	89	27	3
	1	1	0	0	0	0	0	2	1	0	0	0
	0	0	0	0								
1991	2	2	3	2	1	-1	-1	14	5	84	78	2
	1	1	0	0	0	0	5	64	1	0	0	0
	0	0	0	0								
1992	2	2	3	2	1	-1	-1	6	0	13	50	18
	1	0	0	0	0	0	0	30	47	0	0	0
	0	0	0	0								
1993	2	2	3	2	1	-1	-1	4	0	29	22	21
	1	0	0	0	0	0	0	13	4	1	0	0
	0	0	0	0								
1994	2	2	3	2	1	-1	-1	5	0	14	34	3
	0	0	0	0	0	0	0	0	0	0	0	0
	0	0	0	0								
1995	2	2	3	2	1	-1	-1	8	0	32	64	17
	2	0	0	0	0	0	0	34	27	4	0	0
	0	0	0	0								
1996	2	2	3	2	1	-1	-1	6	0	26	51	24
	4	1	0	0	0	0	0	6	21	0	0	0
	0	0	0	0								
1997	2	2	3	2	1	-1	-1	9	0	17	56	20
	2	1	0	0	0	0	0	2	6	0	0	0
	0	0	0	0								
1998	2	2	3	2	1	-1	-1	9	0	17	28	4
	0	0	0	0	0	0	0	31	10	0	0	0
	0	0	0	0								
1999	2	2	3	2	1	-1	-1	4	3	14	17	4
	0	1	0	0	0	0	0	0	0	0	0	0
	0	0	0	0								
2000	2	2	3	2	1	-1	-1	2	1	14	1	0
	1	0	0	0	0	0	0	0	0	0	0	0
	0	0	0	0								

2001	2	2	3	2	1	-1	-1	6	0	18	21	0
	3	2	0	0	0	0	0	11	18	0	0	0
	0	0	0	0								
2002	2	2	3	2	1	-1	-1	3	4	13	16	5
	2	0	0	0	0	0	0	0	4	0	0	0
	0	0	0	0								
2003	2	2	3	2	1	-1	-1	2	1	4	4	1
	0	0	0	1	0	0	0	0	0	0	0	0
	0	0	0	0								
2004	1	2	3	2	1	-1	-1	1	0	2	59	8
	0	0	0	0	0	0	0	0	1	1	1	0
	0	0	0	0								
2004	2	2	3	2	1	-1	-1	9	21	101	52	9
	3	3	0	0	0	0	0	5	2	0	0	0
	0	0	0	0								
2005	1	2	3	2	1	-1	-1	1	0	0	0	0
	1	0	0	0	0	0	0	0	0	0	0	0
	0	0	0	0								
2005	2	2	3	2	1	-1	-1	2	0	0	9	5
	1	0	0	0	0	0	0	0	0	0	0	0
	0	0	0	0								
2008	2	2	3	2	1	-1	-1	1	0	0	1	1
	1	0	0	0	0	0	0	0	0	0	0	0
	0	0	0	0								
2009	2	2	3	2	1	-1	-1	1	0	0	0	0
	0	0	1	0	0	0	0	0	0	0	0	0
	0	0	0	0								
2010	2	2	3	2	1	-1	-1	6	0	0	0	0
	0	1	0	0	0	0	0	0	0	0	0	0
	0	0	0	0								
2011	2	2	3	2	1	-1	-1	5	0	0	0	8
	2	2	0	0	0	0	0	0	0	0	0	0
	0	0	0	0								
2012	2	2	3	2	1	-1	-1	5	0	2	10	2
	0	0	0	0	0	0	0	0	0	0	0	0
	0	0	0	0								
2013	2	2	3	2	1	-1	-1	10	0	43	43	3
	1	0	0	0	0	0	0	0	0	0	0	0
	0	0	0	0								
1991	1	3	3	2	1	-1	-1	7	0	0	1	1
	0	0	0	0	0	0	0	0	1	0	0	0
	0	0	0	0								
1991	2	3	3	2	1	-1	-1	8	0	61	59	1
	0	0	0	0	0	0	1	16	6	0	0	0
	0	0	0	0								
1992	1	3	3	2	1	-1	-1	3	0	5	27	3
	0	0	0	0	0	0	0	2	14	0	0	0
	0	0	0	0								
1992	2	3	3	2	1	-1	-1	2	1	3	0	0
	0	0	0	0	0	0	0	5	0	0	0	0
	0	0	0	0								
1993	1	3	3	2	1	-1	-1	9	0	8	26	22
	5	0	0	0	0	0	0	3	13	11	0	0
	0	0	0	0								
1995	1	3	3	2	1	-1	-1	3	0	1	1	0
	0	0	0	0	0	0	0	0	1	0	0	0
	0	0	0	0								

1995	2	3	3	2	1	-1	-1	10	0	0	0	0
	0	0	0	0	0	0	0	7	3	0	0	0
	0	0	0	0								
1996	1	3	3	2	1	-1	-1	4	0	1	0	0
	0	0	0	0	0	0	0	1	3	0	0	0
	0	0	0	0								
1996	2	3	3	2	1	-1	-1	6	7	2	1	0
	0	0	0	0	0	0	1	6	2	0	0	0
	0	0	0	0								
1997	1	3	3	2	1	-1	-1	4	0	14	23	7
	1	0	0	0	0	0	0	0	4	1	0	0
	0	0	0	0								
1997	2	3	3	2	1	-1	-1	2	1	21	5	1
	0	0	0	0	0	0	0	15	2	0	0	0
	0	0	0	0								
1998	1	3	3	2	1	-1	-1	2	0	2	0	0
	0	0	0	0	0	0	0	2	0	0	0	0
	0	0	0	0								
1998	2	3	3	2	1	-1	-1	6	4	26	27	2
	0	0	0	0	0	0	0	7	10	0	1	0
	0	0	0	0								
1999	1	3	3	2	1	-1	-1	2	0	21	13	4
	0	0	0	0	0	0	0	3	8	0	0	0
	0	0	0	0								
1999	2	3	3	2	1	-1	-1	2	6	7	5	2
	0	0	0	0	0	0	2	1	1	1	0	0
	0	0	0	0								
2000	2	3	3	2	1	-1	-1	8	0	4	0	0
	0	0	0	0	0	0	0	5	0	0	0	0
	0	0	0	0								
2001	2	3	3	2	1	-1	-1	2	0	3	0	0
	0	0	0	0	0	0	0	1	2	0	0	0
	0	0	0	0								
2002	1	3	3	2	1	-1	-1	3	3	3	1	0
	0	0	0	0	0	0	1	0	1	0	0	0
	0	0	0	0								
2002	2	3	3	2	1	-1	-1	2	5	4	0	0
	0	0	0	0	0	0	0	0	8	0	0	0
	0	0	0	0								
2004	1	3	3	2	1	-1	-1	4	0	1	3	0
	0	1	0	0	0	0	0	0	0	0	0	0
	0	0	0	0								
2004	2	3	3	2	1	-1	-1	3	0	2	1	0
	0	0	0	0	0	0	0	4	3	0	0	0
	0	0	0	0								
2005	1	3	3	2	1	-1	-1	4	0	5	1	0
	0	0	0	0	0	0	0	0	0	0	0	0
	0	0	0	0								
2005	2	3	3	2	1	-1	-1	5	0	6	5	0
	0	0	0	0	0	0	0	0	0	0	0	0
	0	0	0	0								
2006	2	3	3	2	1	-1	-1	2	0	2	1	0
	0	0	0	0	0	0	0	0	0	0	0	0
	0	0	0	0								
2008	2	3	3	2	1	-1	-1	6	9	1	0	0
	0	0	0	0	0	0	10	1	0	0	0	0
	0	0	0	0								

2013	2	3	3	2	1	-1	-1	2	0	5	9	10
	3	0	0	0	0	0	0	0	0	0	0	0
	0	0	0	0								
1991	1	4	3	2	1	-1	-1	3	0	0	1	1
	0	0	0	0	0	0	0	0	0	0	0	0
	0	0	0	0								
1991	2	4	3	2	1	-1	-1	3	0	0	3	0
	0	0	0	0	0	0	0	0	0	0	0	0
	0	0	0	0								
1992	2	4	3	2	1	-1	-1	1	0	2	0	0
	0	0	0	0	0	0	0	0	0	0	0	0
	0	0	0	0								
1994	2	4	3	2	1	-1	-1	1	0	0	0	0
	1	0	0	0	0	0	0	0	0	0	0	0
	0	0	0	0								
1995	1	4	3	2	1	-1	-1	1	0	0	1	0
	0	0	0	0	0	0	0	0	0	0	0	0
	0	0	0	0								
1995	2	4	3	2	1	-1	-1	3	0	5	6	1
	1	0	0	0	0	0	0	1	2	0	0	0
	0	0	0	0								
1996	2	4	3	2	1	-1	-1	3	0	2	9	2
	1	0	0	0	0	0	0	0	4	0	0	0
	0	0	0	0								
1997	2	4	3	2	1	-1	-1	5	0	5	5	3
	3	0	0	0	0	0	0	0	1	0	0	0
	0	0	0	0								
1998	1	4	3	2	1	-1	-1	4	0	0	4	1
	0	0	0	0	0	0	0	0	2	0	0	0
	0	0	0	0								
1998	2	4	3	2	1	-1	-1	18	2	4	29	3
	1	0	0	0	0	0	0	2	8	0	0	0
	0	0	0	0								
1999	1	4	3	2	1	-1	-1	4	0	1	7	6
	2	0	0	0	0	0	0	0	0	0	0	0
	0	0	0	0								
1999	2	4	3	2	1	-1	-1	15	1	16	44	32
	7	2	0	0	0	0	0	5	26	2	0	0
	0	0	0	0								
2000	1	4	3	2	1	-1	-1	2	0	3	2	1
	1	0	0	0	0	0	0	0	0	0	0	0
	0	0	0	0								
2000	2	4	3	2	1	-1	-1	13	5	29	15	12
	6	2	0	0	0	0	1	0	3	0	0	0
	0	0	0	0								
2001	1	4	3	2	1	-1	-1	1	0	3	9	0
	1	0	0	0	0	0	0	4	3	0	0	0
	0	0	0	0								
2001	2	4	3	2	1	-1	-1	12	1	9	25	0
	1	3	0	1	0	0	0	2	7	0	0	0
	0	0	0	0								
2002	1	4	3	2	1	-1	-1	2	0	5	2	1
	0	1	0	0	0	0	0	1	1	0	0	0
	0	0	0	0								
2002	2	4	3	2	1	-1	-1	4	0	3	7	1
	0	2	0	1	0	0	0	0	0	0	0	0
	0	0	0	0								

2003	1	4	3	2	1	-1	-1	1	0	0	4	1
	0	0	0	0	0	0	0	0	0	0	0	0
	0	0	0	0								
2003	2	4	3	2	1	-1	-1	4	0	0	7	5
	1	0	0	0	0	0	0	0	1	0	0	0
	0	0	0	0								
2004	1	4	3	2	1	-1	-1	4	0	3	4	1
	0	0	0	0	0	0	0	0	1	0	0	0
	0	0	0	0								
2004	2	4	3	2	1	-1	-1	11	0	3	2	2
	0	0	0	0	0	0	0	0	0	0	0	0
	0	0	0	0								
2005	1	4	3	2	1	-1	-1	6	0	0	16	13
	7	2	1	0	0	0	0	0	0	0	0	0
	0	0	0	0								
2005	2	4	3	2	1	-1	-1	17	0	2	23	23
	4	3	1	0	0	0	0	0	1	0	0	0
	0	0	0	0								
2006	1	4	3	2	1	-1	-1	7	0	0	8	5
	2	1	2	0	0	0	0	0	0	0	0	0
	0	0	0	0								
2006	2	4	3	2	1	-1	-1	11	0	15	14	10
	3	2	0	0	0	0	0	0	0	0	0	0
	0	0	0	0								
2007	1	4	3	2	1	-1	-1	4	0	1	3	0
	6	2	1	0	1	0	0	1	0	0	0	0
	0	0	0	0								
2007	2	4	3	2	1	-1	-1	10	0	11	59	19
	16	1	0	0	0	0	0	1	0	1	0	0
	0	0	0	0								
2008	1	4	3	2	1	-1	-1	4	0	14	32	21
	4	2	1	1	0	0	0	0	0	0	0	0
	0	0	0	0								
2008	2	4	3	2	1	-1	-1	9	0	19	17	8
	3	1	0	0	0	0	0	0	0	0	0	0
	0	0	0	0								
2009	1	4	3	2	1	-1	-1	3	0	0	0	0
	1	0	0	0	0	0	0	0	0	0	0	0
	0	0	0	0								
2009	2	4	3	2	1	-1	-1	8	0	3	11	1
	2	0	0	0	0	0	0	1	0	0	0	0
	0	0	0	0								
2010	1	4	3	2	1	-1	-1	3	0	1	16	15
	4	0	0	0	0	0	0	0	0	0	0	0
	0	0	0	0								
2010	2	4	3	2	1	-1	-1	14	0	1	23	14
	2	2	1	0	0	0	0	0	0	0	0	0
	0	0	0	0								
2011	1	4	3	2	1	-1	-1	4	0	5	17	26
	10	2	0	0	0	0	0	1	0	0	0	0
	0	0	0	0								
2011	2	4	3	2	1	-1	-1	8	0	5	10	9
	6	3	3	0	0	0	0	0	0	0	0	0
	0	0	0	0								
2012	1	4	3	2	1	-1	-1	3	0	0	7	10
	4	3	1	0	0	0	0	0	0	0	0	0
	0	0	0	0								

2012	2	4	3	2	1	-1	-1	3	0	1	4	0
	0	0	0	0	0	0	0	0	0	0	0	0
	0	0	0	0								
2013	2	4	3	2	1	-1	-1	12	0	7	8	4
	2	2	0	0	0	0	0	0	0	0	0	0
	0	0	0	0								
2005	2	6	3	0	1	-1	-1	33	1	6	30	0
	0	0	0	0	0	0	2	6	17	0	0	0
	0	0	0	0								
2006	2	6	3	0	1	-1	-1	47	21	34	10	5
	0	0	0	0	0	0	4	11	0	0	0	0
	0	0	0	0								
2007	2	6	3	0	1	-1	-1	88	2	88	7	1
	1	0	0	0	0	0	1	53	1	0	0	0
	0	0	0	0								
2008	2	6	3	0	1	-1	-1	19	6	17	7	0
	0	0	0	0	0	0	0	4	1	0	0	0
	0	0	0	0								
2009	2	6	3	0	1	-1	-1	9	2	5	3	2
	0	0	0	0	0	0	1	3	0	0	0	0
	0	0	0	0								
2010	2	6	3	0	1	-1	-1	23	4	28	1	1
	0	0	0	0	0	0	3	3	1	0	0	0
	0	0	0	0								
2011	2	6	3	0	1	-1	-1	8	7	1	1	0
	0	0	0	0	0	0	1	0	0	0	0	0
	0	0	0	0								
2012	2	6	3	0	1	-1	-1	7	2	3	2	0
	0	0	0	0	0	0	5	0	0	0	0	0
	0	0	0	0								
2013	2	6	3	0	1	-1	-1	11	0	16	1	0
	0	0	0	0	0	0	0	1	0	0	0	0
	0	0	0	0								
2001	2	7	3	0	1	-1	-1	15	4	6	15	0
	1	0	0	0	0	0	2	0	0	0	0	0
	0	0	0	0								
2002	2	7	3	0	1	-1	-1	26	13	45	22	6
	0	0	0	0	0	0	0	5	5	0	0	0
	0	0	0	0								
2003	2	7	3	0	1	-1	-1	19	3	40	34	1
	0	0	0	0	0	0	0	3	6	0	0	0
	0	0	0	0								
2004	2	7	3	0	1	-1	-1	29	19	74	37	3
	0	0	0	0	0	0	1	17	7	4	0	0
	0	0	0	0								
2005	2	7	3	0	1	-1	-1	31	12	101	132	10
	3	0	0	0	0	0	1	13	44	6	0	0
	0	0	0	0								
2006	2	7	3	0	1	-1	-1	33	7	49	39	25
	1	0	0	0	0	0	0	7	13	11	0	0
	0	0	0	0								
2007	2	7	3	0	1	-1	-1	45	11	55	40	2
	2	0	0	0	0	0	3	9	17	0	1	0
	0	0	0	0								
2008	2	7	3	0	1	-1	-1	61	86	200	75	19
	0	0	0	0	0	0	4	17	19	1	0	0
	0	0	0	0								

2009	2	7	3	0	1	-1	-1	69	87	203	45	8
	0	1	0	0	0	0	3	22	19	0	0	0
	0	0	0	0								
2010	2	7	3	0	1	-1	-1	71	146	321	115	9
	1	1	0	0	0	0	10	36	31	0	0	0
	0	0	0	0								
2011	2	7	3	0	1	-1	-1	67	64	269	54	8
	0	0	0	0	0	0	4	18	12	0	0	0
	0	0	0	0								
2012	2	7	3	0	1	-1	-1	86	252	243	110	1
	0	0	0	0	0	0	32	49	35	1	0	0
	0	0	0	0								
2013	2	7	3	0	1	-1	-1	81	135	159	24	4
	1	1	0	0	0	0	6	32	3	0	0	0
	0	0	0	0								
1991	1	1	3	2	2	13	13	4	0	0	4	0
	0	0	0	0	0	0	0	0	0	0	0	0
	0	0	0	0								
1991	1	1	3	2	2	14	14	1	0	0	1	0
	0	0	0	0	0	0	0	0	0	0	0	0
	0	0	0	0								
1991	1	1	3	2	2	16	16	1	0	0	1	0
	0	0	0	0	0	0	0	0	0	0	0	0
	0	0	0	0								
1991	1	1	3	2	2	17	17	1	0	0	1	0
	0	0	0	0	0	0	0	0	0	0	0	0
	0	0	0	0								
1991	1	1	3	2	2	23	23	1	0	0	1	0
	0	0	0	0	0	0	0	0	0	0	0	0
	0	0	0	0								
1991	2	1	3	2	2	14	14	3	0	0	3	0
	0	0	0	0	0	0	0	0	0	0	0	0
	0	0	0	0								
1991	2	1	3	2	2	15	15	2	0	0	2	0
	0	0	0	0	0	0	0	0	0	0	0	0
	0	0	0	0								
1991	2	1	3	2	2	16	16	2	0	0	2	0
	0	0	0	0	0	0	0	0	0	0	0	0
	0	0	0	0								
1991	2	1	3	2	2	17	17	2	0	0	2	0
	0	0	0	0	0	0	0	0	0	0	0	0
	0	0	0	0								
1991	2	1	3	2	2	18	18	1	0	0	1	0
	0	0	0	0	0	0	0	0	0	0	0	0
	0	0	0	0								
1991	2	1	3	2	2	19	19	2	0	0	2	0
	0	0	0	0	0	0	0	0	0	0	0	0
	0	0	0	0								
1991	2	1	3	2	2	20	20	2	0	0	2	0
	0	0	0	0	0	0	0	0	0	0	0	0
	0	0	0	0								
1991	2	1	3	2	2	21	21	2	0	0	2	0
	0	0	0	0	0	0	0	0	0	0	0	0
	0	0	0	0								
1991	2	1	3	2	2	22	22	3	0	0	3	0
	0	0	0	0	0	0	0	0	0	0	0	0
	0	0	0	0								

1992	1 0 0	1 0 0	3 0 0	2 0 0	2 0	10 0	10 0	1 0	0 1	0 0	0 0	0 0
1992	1 0 0	1 0 0	3 0 0	2 0 0	2 0	11 0	11 0	8 0	0 2	0 0	6 0	0 0
1992	1 0 0	1 0 0	3 0 0	2 0 0	2 0	12 0	12 0	6 0	0 2	0 0	4 0	0 0
1992	1 0 0	1 0 0	3 0 0	2 0 0	2 0	13 0	13 0	3 0	0 1	0 0	2 0	0 0
1992	2 0 0	1 0 0	3 0 0	2 0 0	2 0	9 0	9 0	1 0	0 1	0 0	0 0	0 0
1992	2 0 0	1 0 0	3 0 0	2 0 0	2 0	10 0	10 0	3 0	0 1	0 0	2 0	0 0
1992	2 0 0	1 0 0	3 0 0	2 0 0	2 0	11 0	11 0	2 0	0 2	0 0	0 0	0 0
1992	2 0 0	1 0 0	3 0 0	2 0 0	2 0	12 0	12 0	17 0	0 14	0 0	3 0	0 0
1992	2 0 0	1 0 0	3 0 0	2 0 0	2 0	13 0	13 0	18 0	0 16	0 0	2 0	0 0
1992	2 0 0	1 0 0	3 0 0	2 0 0	2 0	14 0	14 0	25 0	0 17	0 0	8 0	0 0
1992	2 0 0	1 0 0	3 0 0	2 0 0	2 0	15 0	15 0	20 0	0 6	0 0	14 0	0 0
1992	2 0 0	1 0 0	3 0 0	2 0 0	2 0	16 0	16 0	15 0	0 3	0 0	12 0	0 0
1992	2 0 0	1 0 0	3 0 0	2 0 0	2 0	17 0	17 0	10 0	0 0	0 0	10 0	0 0
1992	2 0 0	1 0 0	3 0 0	2 0 0	2 0	18 0	18 0	2 0	0 0	0 0	2 0	0 0
1992	2 0 0	1 0 0	3 0 0	2 0 0	2 0	19 0	19 0	3 0	0 0	0 0	3 0	0 0
1992	2 0 0	1 0 0	3 0 0	2 0 0	2 0	20 0	20 0	5 0	0 0	0 0	5 0	0 0
1992	2 0 0	1 0 0	3 0 0	2 0 0	2 0	21 0	21 0	4 0	0 0	0 0	4 0	0 0
1992	2 0 0	1 0 0	3 0 0	2 0 0	2 0	22 0	22 0	2 0	0 0	0 0	2 0	0 0
1992	2 0 0	1 0 0	3 0 0	2 0 0	2 0	23 0	23 0	2 0	0 0	0 0	2 0	0 0

1992	2 0 0	1 0 0	3 0 0	2 0 0	2 0	24 0	24 0	1 0	0 0	0 0	1 0	0 0
1993	1 0 0	1 0 0	3 0 0	2 0 0	2 0	10 0	10 0	3 0	0 0	0 0	3 0	0 0
1993	1 0 0	1 0 0	3 0 0	2 0 0	2 0	11 0	11 0	1 0	0 0	0 0	1 0	0 0
1993	1 0 0	1 0 0	3 0 0	2 0 0	2 0	12 0	12 0	1 0	0 0	0 0	1 0	0 0
1993	2 0 0	1 0 0	3 0 0	2 0 0	2 0	13 0	13 0	1 0	0 0	0 0	1 0	0 0
1993	2 0 0	1 0 0	3 0 0	2 0 0	2 0	14 0	14 0	6 0	0 3	0 0	3 0	0 0
1993	2 0 0	1 0 0	3 0 0	2 0 0	2 0	15 0	15 0	6 0	0 0	0 0	6 0	0 0
1993	2 0 0	1 0 0	3 0 0	2 0 0	2 0	16 0	16 0	6 0	0 0	0 0	6 0	0 0
1993	2 0 0	1 0 0	3 0 0	2 0 0	2 0	17 0	17 0	3 0	0 0	0 0	3 0	0 0
1993	2 0 0	1 0 0	3 0 0	2 0 0	2 0	18 0	18 0	4 0	0 0	0 0	4 0	0 0
1993	2 0 0	1 0 0	3 0 0	2 0 0	2 0	20 0	20 0	2 0	0 0	0 0	2 0	0 0
1993	2 0 0	1 0 0	3 0 0	2 0 0	2 0	21 0	21 0	1 0	0 0	0 0	1 0	0 0
1994	2 0 0	1 0 0	3 0 0	2 0 0	2 0	10 0	10 0	1 0	0 1	0 0	0 0	0 0
1994	2 0 0	1 0 0	3 0 0	2 0 0	2 0	11 0	11 0	1 0	0 0	0 0	1 0	0 0
1994	2 0 0	1 0 0	3 0 0	2 0 0	2 0	13 0	13 0	1 0	0 0	0 0	1 0	0 0
1995	1 0 0	1 0 0	3 0 0	2 0 0	2 0	13 0	13 0	6 0	0 5	0 0	1 0	0 0
1995	1 0 0	1 0 0	3 0 0	2 0 0	2 0	14 0	14 0	2 0	0 2	0 0	0 0	0 0
1995	1 0 0	1 0 0	3 0 0	2 0 0	2 0	15 0	15 0	3 0	0 0	0 0	3 0	0 0
1995	1 0 0	1 0 0	3 0 0	2 0 0	2 0	16 0	16 0	2 0	0 0	0 0	2 0	0 0

1995	1	1	3	2	2	17	17	1	0	0	1	0
	0	0	0	0	0	0	0	0	0	0	0	0
	0	0	0	0								
1995	1	1	3	2	2	18	18	2	0	0	2	0
	0	0	0	0	0	0	0	0	0	0	0	0
	0	0	0	0								
1995	1	1	3	2	2	19	19	4	0	0	4	0
	0	0	0	0	0	0	0	0	0	0	0	0
	0	0	0	0								
1995	1	1	3	2	2	20	20	3	0	0	3	0
	0	0	0	0	0	0	0	0	0	0	0	0
	0	0	0	0								
1995	1	1	3	2	2	21	21	2	0	0	2	0
	0	0	0	0	0	0	0	0	0	0	0	0
	0	0	0	0								
1995	2	1	3	2	2	18	18	4	0	0	4	0
	0	0	0	0	0	0	0	0	0	0	0	0
	0	0	0	0								
1995	2	1	3	2	2	19	19	4	0	0	4	0
	0	0	0	0	0	0	0	0	0	0	0	0
	0	0	0	0								
1995	2	1	3	2	2	20	20	4	0	0	4	0
	0	0	0	0	0	0	0	0	0	0	0	0
	0	0	0	0								
1995	2	1	3	2	2	21	21	6	0	0	5	0
	0	0	0	0	0	0	0	0	1	0	0	0
	0	0	0	0								
1995	2	1	3	2	2	23	23	3	0	0	3	0
	0	0	0	0	0	0	0	0	0	0	0	0
	0	0	0	0								
1995	2	1	3	2	2	25	25	1	0	0	1	0
	0	0	0	0	0	0	0	0	0	0	0	0
	0	0	0	0								
1996	1	1	3	2	2	6	6	4	0	0	4	0
	0	0	0	0	0	0	0	0	0	0	0	0
	0	0	0	0								
1996	1	1	3	2	2	9	9	1	0	0	1	0
	0	0	0	0	0	0	0	0	0	0	0	0
	0	0	0	0								
1996	1	1	3	2	2	10	10	1	0	0	1	0
	0	0	0	0	0	0	0	0	0	0	0	0
	0	0	0	0								
1996	1	1	3	2	2	11	11	2	0	0	2	0
	0	0	0	0	0	0	0	0	0	0	0	0
	0	0	0	0								
1996	1	1	3	2	2	12	12	1	0	0	1	0
	0	0	0	0	0	0	0	0	0	0	0	0
	0	0	0	0								
1996	1	1	3	2	2	13	13	6	0	0	3	0
	0	0	0	0	0	0	0	0	3	0	0	0
	0	0	0	0								
1996	1	1	3	2	2	14	14	14	0	0	11	0
	0	0	0	0	0	0	0	0	3	0	0	0
	0	0	0	0								
1996	1	1	3	2	2	15	15	10	0	0	10	0
	0	0	0	0	0	0	0	0	0	0	0	0
	0	0	0	0								

1996	1	1	3	2	2	16	16	16	0	0	16	0
	0	0	0	0	0	0	0	0	0	0	0	0
	0	0	0	0								
1996	1	1	3	2	2	17	17	7	0	0	7	0
	0	0	0	0	0	0	0	0	0	0	0	0
	0	0	0	0								
1996	1	1	3	2	2	19	19	3	0	0	3	0
	0	0	0	0	0	0	0	0	0	0	0	0
	0	0	0	0								
1996	1	1	3	2	2	22	22	1	0	0	1	0
	0	0	0	0	0	0	0	0	0	0	0	0
	0	0	0	0								
1996	2	1	3	2	2	2	2	1	0	0	0	0
	0	0	0	0	0	0	0	0	1	0	0	0
	0	0	0	0								
1996	2	1	3	2	2	6	6	1	0	0	0	0
	0	0	0	0	0	0	0	0	1	0	0	0
	0	0	0	0								
1996	2	1	3	2	2	9	9	3	0	0	2	0
	0	0	0	0	0	0	0	0	1	0	0	0
	0	0	0	0								
1996	2	1	3	2	2	10	10	2	0	0	1	0
	0	0	0	0	0	0	0	0	1	0	0	0
	0	0	0	0								
1996	2	1	3	2	2	11	11	8	0	0	5	0
	0	0	0	0	0	0	0	0	3	0	0	0
	0	0	0	0								
1996	2	1	3	2	2	12	12	9	0	0	7	0
	0	0	0	0	0	0	0	0	2	0	0	0
	0	0	0	0								
1996	2	1	3	2	2	13	13	19	0	0	14	0
	0	0	0	0	0	0	0	0	5	0	0	0
	0	0	0	0								
1996	2	1	3	2	2	14	14	25	0	0	21	0
	0	0	0	0	0	0	0	0	4	0	0	0
	0	0	0	0								
1996	2	1	3	2	2	15	15	35	0	0	27	0
	0	0	0	0	0	0	0	0	8	0	0	0
	0	0	0	0								
1996	2	1	3	2	2	16	16	29	0	0	26	0
	0	0	0	0	0	0	0	0	3	0	0	0
	0	0	0	0								
1996	2	1	3	2	2	17	17	9	0	0	9	0
	0	0	0	0	0	0	0	0	0	0	0	0
	0	0	0	0								
1996	2	1	3	2	2	18	18	10	0	0	10	0
	0	0	0	0	0	0	0	0	0	0	0	0
	0	0	0	0								
1996	2	1	3	2	2	19	19	5	0	0	5	0
	0	0	0	0	0	0	0	0	0	0	0	0
	0	0	0	0								
1996	2	1	3	2	2	20	20	9	0	0	9	0
	0	0	0	0	0	0	0	0	0	0	0	0
	0	0	0	0								
1996	2	1	3	2	2	21	21	5	0	0	5	0
	0	0	0	0	0	0	0	0	0	0	0	0
	0	0	0	0								

1996	2	1	3	2	2	22	22	2	0	0	2	0
	0	0	0	0	0	0	0	0	0	0	0	0
	0	0	0	0								
1996	2	1	3	2	2	23	23	3	0	0	3	0
	0	0	0	0	0	0	0	0	0	0	0	0
	0	0	0	0								
1996	2	1	3	2	2	24	24	2	0	0	2	0
	0	0	0	0	0	0	0	0	0	0	0	0
	0	0	0	0								
1996	2	1	3	2	2	25	25	1	0	0	1	0
	0	0	0	0	0	0	0	0	0	0	0	0
	0	0	0	0								
1996	2	1	3	2	2	26	26	1	0	0	1	0
	0	0	0	0	0	0	0	0	0	0	0	0
	0	0	0	0								
1996	2	1	3	2	2	29	29	2	0	0	2	0
	0	0	0	0	0	0	0	0	0	0	0	0
	0	0	0	0								
1996	2	1	3	2	2	31	31	1	0	0	1	0
	0	0	0	0	0	0	0	0	0	0	0	0
	0	0	0	0								
1997	1	1	3	2	2	9	9	2	0	0	2	0
	0	0	0	0	0	0	0	0	0	0	0	0
	0	0	0	0								
1997	1	1	3	2	2	10	10	1	0	0	1	0
	0	0	0	0	0	0	0	0	0	0	0	0
	0	0	0	0								
1997	1	1	3	2	2	12	12	7	0	0	6	0
	0	0	0	0	0	0	0	0	1	0	0	0
	0	0	0	0								
1997	1	1	3	2	2	13	13	9	0	0	8	0
	0	0	0	0	0	0	0	0	1	0	0	0
	0	0	0	0								
1997	1	1	3	2	2	14	14	21	0	0	20	0
	0	0	0	0	0	0	0	0	1	0	0	0
	0	0	0	0								
1997	1	1	3	2	2	15	15	33	0	0	33	0
	0	0	0	0	0	0	0	0	0	0	0	0
	0	0	0	0								
1997	1	1	3	2	2	16	16	16	0	0	15	0
	0	0	0	0	0	0	0	0	1	0	0	0
	0	0	0	0								
1997	1	1	3	2	2	17	17	11	0	0	11	0
	0	0	0	0	0	0	0	0	0	0	0	0
	0	0	0	0								
1997	1	1	3	2	2	18	18	9	0	0	9	0
	0	0	0	0	0	0	0	0	0	0	0	0
	0	0	0	0								
1997	1	1	3	2	2	19	19	7	0	0	7	0
	0	0	0	0	0	0	0	0	0	0	0	0
	0	0	0	0								
1997	1	1	3	2	2	20	20	5	0	0	5	0
	0	0	0	0	0	0	0	0	0	0	0	0
	0	0	0	0								
1997	1	1	3	2	2	21	21	3	0	0	3	0
	0	0	0	0	0	0	0	0	0	0	0	0
	0	0	0	0								

1997	1 0 0	1 0 0	3 0 0	2 0 0	2 0	22 0	22 0	5 0	0 0	0 0	5 0	0 0
1997	1 0 0	1 0 0	3 0 0	2 0 0	2 0	23 0	23 0	1 0	0 0	0 0	1 0	0 0
1997	1 0 0	1 0 0	3 0 0	2 0 0	2 0	25 0	25 0	1 0	0 0	0 0	1 0	0 0
1997	1 0 0	1 0 0	3 0 0	2 0 0	2 0	26 0	26 0	1 0	0 0	0 0	1 0	0 0
1997	2 0 0	1 0 0	3 0 0	2 0 0	2 0	7 0	7 0	2 0	0 1	0 0	1 0	0 0
1997	2 0 0	1 0 0	3 0 0	2 0 0	2 0	8 0	8 0	4 0	0 1	0 0	3 0	0 0
1997	2 0 0	1 0 0	3 0 0	2 0 0	2 0	9 0	9 0	5 0	0 0	0 0	5 0	0 0
1997	2 0 0	1 0 0	3 0 0	2 0 0	2 0	10 0	10 0	4 0	0 2	0 0	2 0	0 0
1997	2 0 0	1 0 0	3 0 0	2 0 0	2 0	11 0	11 0	5 0	0 2	0 0	3 0	0 0
1997	2 0 0	1 0 0	3 0 0	2 0 0	2 0	12 0	12 0	8 0	0 4	0 0	4 0	0 0
1997	2 0 0	1 0 0	3 0 0	2 0 0	2 0	13 0	13 0	2 0	0 0	0 0	2 0	0 0
1997	2 0 0	1 0 0	3 0 0	2 0 0	2 0	14 0	14 0	12 0	0 1	0 0	11 0	0 0
1997	2 0 0	1 0 0	3 0 0	2 0 0	2 0	15 0	15 0	11 0	0 0	0 0	11 0	0 0
1997	2 0 0	1 0 0	3 0 0	2 0 0	2 0	16 0	16 0	7 0	0 0	0 0	7 0	0 0
1997	2 0 0	1 0 0	3 0 0	2 0 0	2 0	17 0	17 0	8 0	0 0	0 0	8 0	0 0
1997	2 0 0	1 0 0	3 0 0	2 0 0	2 0	18 0	18 0	11 0	0 0	0 0	11 0	0 0
1997	2 0 0	1 0 0	3 0 0	2 0 0	2 0	19 0	19 0	3 0	0 0	0 0	3 0	0 0
1997	2 0 0	1 0 0	3 0 0	2 0 0	2 0	20 0	20 0	2 0	0 0	0 0	2 0	0 0
1997	2 0 0	1 0 0	3 0 0	2 0 0	2 0	21 0	21 0	2 0	0 0	0 0	2 0	0 0

1997	2 0 0	1 0 0	3 0 0	2 0 0	2 0	32 0	32 0	1 0	0 0	0 0	1 0	0 0
1998	1 0 0	1 0 0	3 0 0	2 0 0	2 0	8 0	8 0	1 0	0 0	0 0	1 0	0 0
1998	1 0 0	1 0 0	3 0 0	2 0 0	2 0	10 0	10 0	5 0	0 0	0 0	5 0	0 0
1998	1 0 0	1 0 0	3 0 0	2 0 0	2 0	11 0	11 0	11 0	0 2	0 0	9 0	0 0
1998	1 0 0	1 0 0	3 0 0	2 0 0	2 0	12 0	12 0	11 0	0 3	0 0	8 0	0 0
1998	1 0 0	1 0 0	3 0 0	2 0 0	2 0	13 0	13 0	21 0	0 7	0 0	14 0	0 0
1998	1 0 0	1 0 0	3 0 0	2 0 0	2 0	14 0	14 0	26 0	0 2	0 0	24 0	0 0
1998	1 0 0	1 0 0	3 0 0	2 0 0	2 0	15 0	15 0	23 0	0 1	0 0	22 0	0 0
1998	1 0 0	1 0 0	3 0 0	2 0 0	2 0	16 0	16 0	27 0	0 2	0 0	25 0	0 0
1998	1 0 0	1 0 0	3 0 0	2 0 0	2 0	17 0	17 0	18 0	0 0	0 0	18 0	0 0
1998	1 0 0	1 0 0	3 0 0	2 0 0	2 0	18 0	18 0	21 0	0 0	0 0	21 0	0 0
1998	1 0 0	1 0 0	3 0 0	2 0 0	2 0	19 0	19 0	7 0	0 0	0 0	7 0	0 0
1998	1 0 0	1 0 0	3 0 0	2 0 0	2 0	20 0	20 0	6 0	0 0	0 0	6 0	0 0
1998	1 0 0	1 0 0	3 0 0	2 0 0	2 0	21 0	21 0	4 0	0 0	0 0	4 0	0 0
1998	1 0 0	1 0 0	3 0 0	2 0 0	2 0	22 0	22 0	2 0	0 0	0 0	2 0	0 0
1998	1 0 0	1 0 0	3 0 0	2 0 0	2 0	23 0	23 0	1 0	0 0	0 0	1 0	0 0
1998	1 0 0	1 0 0	3 0 0	2 0 0	2 0	27 0	27 0	1 0	0 0	0 0	1 0	0 0
1998	1 0 0	1 0 0	3 0 0	2 0 0	2 0	28 0	28 0	3 0	0 0	0 0	3 0	0 0
1998	1 0 0	1 0 0	3 0 0	2 0 0	2 0	29 0	29 0	1 0	0 0	0 0	1 0	0 0

1998	2	1	3	2	2	7	7	1	0	0	1	0
	0	0	0	0	0	0	0	0	0	0	0	0
	0	0	0	0								
1998	2	1	3	2	2	9	9	3	0	0	2	0
	0	0	0	0	0	0	0	0	1	0	0	0
	0	0	0	0								
1998	2	1	3	2	2	10	10	1	0	0	1	0
	0	0	0	0	0	0	0	0	0	0	0	0
	0	0	0	0								
1998	2	1	3	2	2	11	11	2	0	0	2	0
	0	0	0	0	0	0	0	0	0	0	0	0
	0	0	0	0								
1998	2	1	3	2	2	12	12	4	0	0	2	0
	0	0	0	0	0	0	0	0	2	0	0	0
	0	0	0	0								
1998	2	1	3	2	2	13	13	15	0	0	5	0
	0	0	0	0	0	0	0	0	10	0	0	0
	0	0	0	0								
1998	2	1	3	2	2	14	14	18	0	0	13	0
	0	0	0	0	0	0	0	0	5	0	0	0
	0	0	0	0								
1998	2	1	3	2	2	15	15	18	0	0	13	0
	0	0	0	0	0	0	0	0	5	0	0	0
	0	0	0	0								
1998	2	1	3	2	2	16	16	24	0	0	22	0
	0	0	0	0	0	0	0	0	2	0	0	0
	0	0	0	0								
1998	2	1	3	2	2	17	17	18	0	0	18	0
	0	0	0	0	0	0	0	0	0	0	0	0
	0	0	0	0								
1998	2	1	3	2	2	18	18	8	0	0	8	0
	0	0	0	0	0	0	0	0	0	0	0	0
	0	0	0	0								
1998	2	1	3	2	2	19	19	9	0	0	9	0
	0	0	0	0	0	0	0	0	0	0	0	0
	0	0	0	0								
1998	2	1	3	2	2	20	20	9	0	0	9	0
	0	0	0	0	0	0	0	0	0	0	0	0
	0	0	0	0								
1998	2	1	3	2	2	21	21	5	0	0	5	0
	0	0	0	0	0	0	0	0	0	0	0	0
	0	0	0	0								
1998	2	1	3	2	2	22	22	15	0	0	15	0
	0	0	0	0	0	0	0	0	0	0	0	0
	0	0	0	0								
1998	2	1	3	2	2	23	23	5	0	0	5	0
	0	0	0	0	0	0	0	0	0	0	0	0
	0	0	0	0								
1998	2	1	3	2	2	24	24	1	0	0	1	0
	0	0	0	0	0	0	0	0	0	0	0	0
	0	0	0	0								
1998	2	1	3	2	2	25	25	1	0	0	1	0
	0	0	0	0	0	0	0	0	0	0	0	0
	0	0	0	0								
1998	2	1	3	2	2	32	32	2	0	0	2	0
	0	0	0	0	0	0	0	0	0	0	0	0
	0	0	0	0								

1999	1	1	3	2	2	8	8	1	0	0	1	0
	0	0	0	0	0	0	0	0	0	0	0	0
	0	0	0	0								
1999	1	1	3	2	2	10	10	4	0	0	2	0
	0	0	0	0	0	0	0	0	2	0	0	0
	0	0	0	0								
1999	1	1	3	2	2	11	11	1	0	0	0	0
	0	0	0	0	0	0	0	0	1	0	0	0
	0	0	0	0								
1999	1	1	3	2	2	12	12	3	0	0	2	0
	0	0	0	0	0	0	0	0	1	0	0	0
	0	0	0	0								
1999	1	1	3	2	2	13	13	5	0	0	5	0
	0	0	0	0	0	0	0	0	0	0	0	0
	0	0	0	0								
1999	1	1	3	2	2	14	14	10	0	0	8	0
	0	0	0	0	0	0	0	0	2	0	0	0
	0	0	0	0								
1999	1	1	3	2	2	15	15	9	0	0	8	0
	0	0	0	0	0	0	0	0	1	0	0	0
	0	0	0	0								
1999	1	1	3	2	2	16	16	10	0	0	10	0
	0	0	0	0	0	0	0	0	0	0	0	0
	0	0	0	0								
1999	1	1	3	2	2	17	17	9	0	0	8	0
	0	0	0	0	0	0	0	0	1	0	0	0
	0	0	0	0								
1999	1	1	3	2	2	18	18	10	0	0	10	0
	0	0	0	0	0	0	0	0	0	0	0	0
	0	0	0	0								
1999	1	1	3	2	2	19	19	6	0	0	6	0
	0	0	0	0	0	0	0	0	0	0	0	0
	0	0	0	0								
1999	1	1	3	2	2	20	20	4	0	0	4	0
	0	0	0	0	0	0	0	0	0	0	0	0
	0	0	0	0								
1999	1	1	3	2	2	21	21	2	0	0	2	0
	0	0	0	0	0	0	0	0	0	0	0	0
	0	0	0	0								
1999	1	1	3	2	2	22	22	1	0	0	1	0
	0	0	0	0	0	0	0	0	0	0	0	0
	0	0	0	0								
1999	1	1	3	2	2	23	23	2	0	0	2	0
	0	0	0	0	0	0	0	0	0	0	0	0
	0	0	0	0								
1999	2	1	3	2	2	9	9	1	0	0	1	0
	0	0	0	0	0	0	0	0	0	0	0	0
	0	0	0	0								
1999	2	1	3	2	2	10	10	3	0	0	2	0
	0	0	0	0	0	0	0	0	1	0	0	0
	0	0	0	0								
1999	2	1	3	2	2	11	11	4	0	0	2	0
	0	0	0	0	0	0	0	0	2	0	0	0
	0	0	0	0								
1999	2	1	3	2	2	12	12	3	0	0	3	0
	0	0	0	0	0	0	0	0	0	0	0	0
	0	0	0	0								

1999	2 0 0	1 0 0	3 0 0	2 0 0	2 0	13 0	13 0	5 0	0 0	0 0	5 0	0 0
1999	2 0 0	1 0 0	3 0 0	2 0 0	2 0	14 0	14 0	6 0	0 1	0 0	5 0	0 0
1999	2 0 0	1 0 0	3 0 0	2 0 0	2 0	15 0	15 0	15 0	0 0	0 0	15 0	0 0
1999	2 0 0	1 0 0	3 0 0	2 0 0	2 0	16 0	16 0	11 0	0 0	0 0	11 0	0 0
1999	2 0 0	1 0 0	3 0 0	2 0 0	2 0	17 0	17 0	8 0	0 0	0 0	8 0	0 0
1999	2 0 0	1 0 0	3 0 0	2 0 0	2 0	18 0	18 0	4 0	0 0	0 0	4 0	0 0
1999	2 0 0	1 0 0	3 0 0	2 0 0	2 0	19 0	19 0	3 0	0 0	0 0	3 0	0 0
1999	2 0 0	1 0 0	3 0 0	2 0 0	2 0	20 0	20 0	3 0	0 0	0 0	3 0	0 0
1999	2 0 0	1 0 0	3 0 0	2 0 0	2 0	21 0	21 0	1 0	0 0	0 0	1 0	0 0
1999	2 0 0	1 0 0	3 0 0	2 0 0	2 0	22 0	22 0	2 0	0 0	0 0	2 0	0 0
1999	2 0 0	1 0 0	3 0 0	2 0 0	2 0	23 0	23 0	1 0	0 0	0 0	1 0	0 0
1999	2 0 0	1 0 0	3 0 0	2 0 0	2 0	25 0	25 0	1 0	0 0	0 0	1 0	0 0
2000	1 0 0	1 0 0	3 0 0	2 0 0	2 0	6 0	6 0	2 0	0 0	0 0	2 0	0 0
2000	1 0 0	1 0 0	3 0 0	2 0 0	2 0	7 0	7 0	2 0	0 1	0 0	1 0	0 0
2000	1 0 0	1 0 0	3 0 0	2 0 0	2 0	8 0	8 0	1 0	0 0	0 0	1 0	0 0
2000	1 0 0	1 0 0	3 0 0	2 0 0	2 0	9 0	9 0	3 0	0 0	0 0	3 0	0 0
2000	1 0 0	1 0 0	3 0 0	2 0 0	2 0	10 0	10 0	3 0	0 0	0 0	3 0	0 0
2000	1 0 0	1 0 0	3 0 0	2 0 0	2 0	11 0	11 0	5 0	0 1	0 0	4 0	0 0
2000	1 0 0	1 0 0	3 0 0	2 0 0	2 0	12 0	12 0	3 0	0 1	0 0	2 0	0 0

2000	1 0 0	1 0 0	3 0 0	2 0 0	2 0	13 0	13 0	11 0	0 2	0 0	9 0	0 0
2000	1 0 0	1 0 0	3 0 0	2 0 0	2 0	14 0	14 0	9 0	0 1	0 0	8 0	0 0
2000	1 0 0	1 0 0	3 0 0	2 0 0	2 0	15 0	15 0	16 0	0 0	0 0	16 0	0 0
2000	1 0 0	1 0 0	3 0 0	2 0 0	2 0	16 0	16 0	11 0	0 0	0 0	11 0	0 0
2000	1 0 0	1 0 0	3 0 0	2 0 0	2 0	17 0	17 0	7 0	0 0	0 0	7 0	0 0
2000	1 0 0	1 0 0	3 0 0	2 0 0	2 0	18 0	18 0	10 0	0 0	0 0	10 0	0 0
2000	1 0 0	1 0 0	3 0 0	2 0 0	2 0	19 0	19 0	5 0	0 0	0 0	5 0	0 0
2000	1 0 0	1 0 0	3 0 0	2 0 0	2 0	20 0	20 0	5 0	0 0	0 0	5 0	0 0
2000	1 0 0	1 0 0	3 0 0	2 0 0	2 0	21 0	21 0	2 0	0 0	0 0	2 0	0 0
2000	1 0 0	1 0 0	3 0 0	2 0 0	2 0	22 0	22 0	3 0	0 0	0 0	3 0	0 0
2000	1 0 0	1 0 0	3 0 0	2 0 0	2 0	23 0	23 0	2 0	0 0	0 0	2 0	0 0
2000	1 0 0	1 0 0	3 0 0	2 0 0	2 0	24 0	24 0	1 0	0 0	0 0	1 0	0 0
2000	1 0 0	1 0 0	3 0 0	2 0 0	2 0	26 0	26 0	2 0	0 0	0 0	2 0	0 0
2000	1 0 0	1 0 0	3 0 0	2 0 0	2 0	27 0	27 0	1 0	0 0	0 0	1 0	0 0
2000	1 0 0	1 0 0	3 0 0	2 0 0	2 0	30 0	30 0	2 0	0 0	0 0	2 0	0 0
2000	2 0 0	1 0 0	3 0 0	2 0 0	2 0	5 0	5 0	1 0	0 0	0 0	1 0	0 0
2000	2 0 0	1 0 0	3 0 0	2 0 0	2 0	6 0	6 0	1 0	0 0	0 0	1 0	0 0
2000	2 0 0	1 0 0	3 0 0	2 0 0	2 0	7 0	7 0	9 0	0 1	0 0	8 0	0 0
2000	2 0 0	1 0 0	3 0 0	2 0 0	2 0	8 0	8 0	4 0	0 2	0 0	2 0	0 0

2000	2	1	3	2	2	10	10	9	0	0	7	0
	0	0	0	0	0	0	0	0	2	0	0	0
	0	0	0	0								
2000	2	1	3	2	2	11	11	2	0	0	2	0
	0	0	0	0	0	0	0	0	0	0	0	0
	0	0	0	0								
2000	2	1	3	2	2	12	12	9	0	0	8	0
	0	0	0	0	0	0	0	0	1	0	0	0
	0	0	0	0								
2000	2	1	3	2	2	13	13	15	0	0	14	0
	0	0	0	0	0	0	0	0	1	0	0	0
	0	0	0	0								
2000	2	1	3	2	2	14	14	15	0	0	15	0
	0	0	0	0	0	0	0	0	0	0	0	0
	0	0	0	0								
2000	2	1	3	2	2	15	15	12	0	0	10	0
	0	0	0	0	0	0	0	0	2	0	0	0
	0	0	0	0								
2000	2	1	3	2	2	16	16	9	0	0	9	0
	0	0	0	0	0	0	0	0	0	0	0	0
	0	0	0	0								
2000	2	1	3	2	2	17	17	9	0	0	9	0
	0	0	0	0	0	0	0	0	0	0	0	0
	0	0	0	0								
2000	2	1	3	2	2	18	18	6	0	0	6	0
	0	0	0	0	0	0	0	0	0	0	0	0
	0	0	0	0								
2000	2	1	3	2	2	19	19	5	0	0	5	0
	0	0	0	0	0	0	0	0	0	0	0	0
	0	0	0	0								
2000	2	1	3	2	2	20	20	3	0	0	3	0
	0	0	0	0	0	0	0	0	0	0	0	0
	0	0	0	0								
2000	2	1	3	2	2	21	21	2	0	0	2	0
	0	0	0	0	0	0	0	0	0	0	0	0
	0	0	0	0								
2000	2	1	3	2	2	22	22	1	0	0	1	0
	0	0	0	0	0	0	0	0	0	0	0	0
	0	0	0	0								
2000	2	1	3	2	2	23	23	2	0	0	2	0
	0	0	0	0	0	0	0	0	0	0	0	0
	0	0	0	0								
2000	2	1	3	2	2	24	24	1	0	0	1	0
	0	0	0	0	0	0	0	0	0	0	0	0
	0	0	0	0								
2000	2	1	3	2	2	25	25	1	0	0	1	0
	0	0	0	0	0	0	0	0	0	0	0	0
	0	0	0	0								
2000	2	1	3	2	2	28	28	2	0	0	2	0
	0	0	0	0	0	0	0	0	0	0	0	0
	0	0	0	0								
2001	1	1	3	2	2	7	7	1	0	0	1	0
	0	0	0	0	0	0	0	0	0	0	0	0
	0	0	0	0								
2001	1	1	3	2	2	9	9	2	0	0	2	0
	0	0	0	0	0	0	0	0	0	0	0	0
	0	0	0	0								

2001	1	1	3	2	2	10	10	3	0	0	3	0
	0	0	0	0	0	0	0	0	0	0	0	0
	0	0	0	0								
2001	1	1	3	2	2	11	11	8	0	0	5	0
	0	0	0	0	0	0	0	0	3	0	0	0
	0	0	0	0								
2001	1	1	3	2	2	12	12	9	0	0	5	0
	0	0	0	0	0	0	0	0	4	0	0	0
	0	0	0	0								
2001	1	1	3	2	2	13	13	17	0	0	11	0
	0	0	0	0	0	0	0	0	6	0	0	0
	0	0	0	0								
2001	1	1	3	2	2	14	14	30	0	0	27	0
	0	0	0	0	0	0	0	0	3	0	0	0
	0	0	0	0								
2001	1	1	3	2	2	15	15	18	0	0	18	0
	0	0	0	0	0	0	0	0	0	0	0	0
	0	0	0	0								
2001	1	1	3	2	2	16	16	18	0	0	18	0
	0	0	0	0	0	0	0	0	0	0	0	0
	0	0	0	0								
2001	1	1	3	2	2	17	17	16	0	0	16	0
	0	0	0	0	0	0	0	0	0	0	0	0
	0	0	0	0								
2001	1	1	3	2	2	18	18	8	0	0	8	0
	0	0	0	0	0	0	0	0	0	0	0	0
	0	0	0	0								
2001	1	1	3	2	2	19	19	7	0	0	6	0
	0	0	0	0	0	0	0	0	1	0	0	0
	0	0	0	0								
2001	1	1	3	2	2	20	20	7	0	0	7	0
	0	0	0	0	0	0	0	0	0	0	0	0
	0	0	0	0								
2001	1	1	3	2	2	21	21	1	0	0	1	0
	0	0	0	0	0	0	0	0	0	0	0	0
	0	0	0	0								
2001	1	1	3	2	2	22	22	1	0	0	1	0
	0	0	0	0	0	0	0	0	0	0	0	0
	0	0	0	0								
2001	2	1	3	2	2	7	7	1	0	0	1	0
	0	0	0	0	0	0	0	0	0	0	0	0
	0	0	0	0								
2001	2	1	3	2	2	8	8	6	0	0	3	0
	0	0	0	0	0	0	0	0	3	0	0	0
	0	0	0	0								
2001	2	1	3	2	2	9	9	9	0	0	8	0
	0	0	0	0	0	0	0	0	1	0	0	0
	0	0	0	0								
2001	2	1	3	2	2	10	10	1	0	0	1	0
	0	0	0	0	0	0	0	0	0	0	0	0
	0	0	0	0								
2001	2	1	3	2	2	11	11	7	0	0	5	0
	0	0	0	0	0	0	0	0	2	0	0	0
	0	0	0	0								
2001	2	1	3	2	2	12	12	12	0	0	7	0
	0	0	0	0	0	0	0	0	5	0	0	0
	0	0	0	0								

2001	2	1	3	2	2	13	13	15	0	0	11	0
	0	0	0	0	0	0	0	0	4	0	0	0
	0	0	0	0								
2001	2	1	3	2	2	14	14	16	0	0	12	0
	0	0	0	0	0	0	0	0	4	0	0	0
	0	0	0	0								
2001	2	1	3	2	2	15	15	17	0	0	14	0
	0	0	0	0	0	0	0	0	3	0	0	0
	0	0	0	0								
2001	2	1	3	2	2	16	16	19	0	0	17	0
	0	0	0	0	0	0	0	0	2	0	0	0
	0	0	0	0								
2001	2	1	3	2	2	17	17	12	0	0	12	0
	0	0	0	0	0	0	0	0	0	0	0	0
	0	0	0	0								
2001	2	1	3	2	2	18	18	14	0	0	13	0
	0	0	0	0	0	0	0	0	1	0	0	0
	0	0	0	0								
2001	2	1	3	2	2	19	19	8	0	0	8	0
	0	0	0	0	0	0	0	0	0	0	0	0
	0	0	0	0								
2001	2	1	3	2	2	20	20	12	0	0	12	0
	0	0	0	0	0	0	0	0	0	0	0	0
	0	0	0	0								
2001	2	1	3	2	2	21	21	4	0	0	4	0
	0	0	0	0	0	0	0	0	0	0	0	0
	0	0	0	0								
2001	2	1	3	2	2	22	22	4	0	0	4	0
	0	0	0	0	0	0	0	0	0	0	0	0
	0	0	0	0								
2001	2	1	3	2	2	23	23	3	0	0	3	0
	0	0	0	0	0	0	0	0	0	0	0	0
	0	0	0	0								
2001	2	1	3	2	2	25	25	3	0	0	3	0
	0	0	0	0	0	0	0	0	0	0	0	0
	0	0	0	0								
2001	2	1	3	2	2	29	29	1	0	0	1	0
	0	0	0	0	0	0	0	0	0	0	0	0
	0	0	0	0								
2002	1	1	3	2	2	9	9	2	0	0	2	0
	0	0	0	0	0	0	0	0	0	0	0	0
	0	0	0	0								
2002	1	1	3	2	2	10	10	1	0	0	1	0
	0	0	0	0	0	0	0	0	0	0	0	0
	0	0	0	0								
2002	1	1	3	2	2	11	11	4	0	0	4	0
	0	0	0	0	0	0	0	0	0	0	0	0
	0	0	0	0								
2002	1	1	3	2	2	12	12	2	0	0	2	0
	0	0	0	0	0	0	0	0	0	0	0	0
	0	0	0	0								
2002	1	1	3	2	2	13	13	6	0	0	6	0
	0	0	0	0	0	0	0	0	0	0	0	0
	0	0	0	0								
2002	1	1	3	2	2	14	14	12	0	0	12	0
	0	0	0	0	0	0	0	0	0	0	0	0
	0	0	0	0								

2002	1	1	3	2	2	15	15	12	0	0	12	0
	0	0	0	0	0	0	0	0	0	0	0	0
	0	0	0	0								
2002	1	1	3	2	2	16	16	12	0	0	12	0
	0	0	0	0	0	0	0	0	0	0	0	0
	0	0	0	0								
2002	1	1	3	2	2	17	17	8	0	0	8	0
	0	0	0	0	0	0	0	0	0	0	0	0
	0	0	0	0								
2002	1	1	3	2	2	18	18	1	0	0	1	0
	0	0	0	0	0	0	0	0	0	0	0	0
	0	0	0	0								
2002	1	1	3	2	2	19	19	2	0	0	2	0
	0	0	0	0	0	0	0	0	0	0	0	0
	0	0	0	0								
2002	1	1	3	2	2	20	20	1	0	0	1	0
	0	0	0	0	0	0	0	0	0	0	0	0
	0	0	0	0								
2002	1	1	3	2	2	21	21	1	0	0	1	0
	0	0	0	0	0	0	0	0	0	0	0	0
	0	0	0	0								
2002	2	1	3	2	2	7	7	2	0	0	2	0
	0	0	0	0	0	0	0	0	0	0	0	0
	0	0	0	0								
2002	2	1	3	2	2	8	8	4	0	0	3	0
	0	0	0	0	0	0	0	0	1	0	0	0
	0	0	0	0								
2002	2	1	3	2	2	9	9	2	0	0	2	0
	0	0	0	0	0	0	0	0	0	0	0	0
	0	0	0	0								
2002	2	1	3	2	2	10	10	6	0	0	6	0
	0	0	0	0	0	0	0	0	0	0	0	0
	0	0	0	0								
2002	2	1	3	2	2	11	11	4	0	0	4	0
	0	0	0	0	0	0	0	0	0	0	0	0
	0	0	0	0								
2002	2	1	3	2	2	13	13	2	0	0	1	0
	0	0	0	0	0	0	0	0	1	0	0	0
	0	0	0	0								
2002	2	1	3	2	2	14	14	4	0	0	4	0
	0	0	0	0	0	0	0	0	0	0	0	0
	0	0	0	0								
2002	2	1	3	2	2	15	15	3	0	0	3	0
	0	0	0	0	0	0	0	0	0	0	0	0
	0	0	0	0								
2002	2	1	3	2	2	16	16	6	0	0	6	0
	0	0	0	0	0	0	0	0	0	0	0	0
	0	0	0	0								
2002	2	1	3	2	2	17	17	3	0	0	3	0
	0	0	0	0	0	0	0	0	0	0	0	0
	0	0	0	0								
2002	2	1	3	2	2	18	18	4	0	0	4	0
	0	0	0	0	0	0	0	0	0	0	0	0
	0	0	0	0								
2002	2	1	3	2	2	19	19	1	0	0	1	0
	0	0	0	0	0	0	0	0	0	0	0	0
	0	0	0	0								

2002	2 0 0	1 0 0	3 0 0	2 0 0	2 0	20 0	20 0	1 0	0 0	0 0	1 0	0 0
2002	2 0 0	1 0 0	3 0 0	2 0 0	2 0	23 0	23 0	2 0	0 0	0 0	2 0	0 0
2002	2 0 0	1 0 0	3 0 0	2 0 0	2 0	28 0	28 0	1 0	0 0	0 0	1 0	0 0
2002	2 0 0	1 0 0	3 0 0	2 0 0	2 0	29 0	29 0	1 0	0 0	0 0	1 0	0 0
2002	2 0 0	1 0 0	3 0 0	2 0 0	2 0	30 0	30 0	1 0	0 0	0 0	1 0	0 0
2002	2 0 0	1 0 0	3 0 0	2 0 0	2 0	31 0	31 0	1 0	0 0	0 0	1 0	0 0
2003	1 0 0	1 0 0	3 0 0	2 0 0	2 0	22 0	22 0	2 0	0 0	0 0	2 0	0 0
2003	1 0 0	1 0 0	3 0 0	2 0 0	2 0	23 0	23 0	1 0	0 0	0 0	1 0	0 0
2003	1 0 0	1 0 0	3 0 0	2 0 0	2 0	24 0	24 0	1 0	0 0	0 0	1 0	0 0
2003	1 0 0	1 0 0	3 0 0	2 0 0	2 0	25 0	25 0	1 0	0 0	0 0	1 0	0 0
2003	1 0 0	1 0 0	3 0 0	2 0 0	2 0	26 0	26 0	3 0	0 0	0 0	3 0	0 0
2003	1 0 0	1 0 0	3 0 0	2 0 0	2 0	27 0	27 0	1 0	0 0	0 0	1 0	0 0
2003	1 0 0	1 0 0	3 0 0	2 0 0	2 0	29 0	29 0	1 0	0 0	0 0	1 0	0 0
2003	2 0 0	1 0 0	3 0 0	2 0 0	2 0	7 0	7 0	1 0	0 0	0 0	1 0	0 0
2003	2 0 0	1 0 0	3 0 0	2 0 0	2 0	8 0	8 0	3 0	0 0	0 0	3 0	0 0
2003	2 0 0	1 0 0	3 0 0	2 0 0	2 0	9 0	9 0	3 0	0 1	0 0	2 0	0 0
2003	2 0 0	1 0 0	3 0 0	2 0 0	2 0	10 0	10 0	1 0	0 0	0 0	1 0	0 0
2003	2 0 0	1 0 0	3 0 0	2 0 0	2 0	11 0	11 0	2 0	0 1	0 0	1 0	0 0
2003	2 0 0	1 0 0	3 0 0	2 0 0	2 0	12 0	12 0	4 0	0 2	0 0	2 0	0 0

2003	2	1	3	2	2	13	13	9	0	0	9	0
	0	0	0	0	0	0	0	0	0	0	0	0
	0	0	0	0								
2003	2	1	3	2	2	14	14	7	0	0	7	0
	0	0	0	0	0	0	0	0	0	0	0	0
	0	0	0	0								
2003	2	1	3	2	2	15	15	6	0	0	6	0
	0	0	0	0	0	0	0	0	0	0	0	0
	0	0	0	0								
2003	2	1	3	2	2	16	16	5	0	0	4	0
	0	0	0	0	0	0	0	0	1	0	0	0
	0	0	0	0								
2003	2	1	3	2	2	17	17	2	0	0	2	0
	0	0	0	0	0	0	0	0	0	0	0	0
	0	0	0	0								
2003	2	1	3	2	2	18	18	2	0	0	2	0
	0	0	0	0	0	0	0	0	0	0	0	0
	0	0	0	0								
2003	2	1	3	2	2	20	20	1	0	0	1	0
	0	0	0	0	0	0	0	0	0	0	0	0
	0	0	0	0								
2003	2	1	3	2	2	21	21	2	0	0	2	0
	0	0	0	0	0	0	0	0	0	0	0	0
	0	0	0	0								
2003	2	1	3	2	2	23	23	1	0	0	1	0
	0	0	0	0	0	0	0	0	0	0	0	0
	0	0	0	0								
2003	2	1	3	2	2	25	25	2	0	0	2	0
	0	0	0	0	0	0	0	0	0	0	0	0
	0	0	0	0								
2003	2	1	3	2	2	26	26	2	0	0	2	0
	0	0	0	0	0	0	0	0	0	0	0	0
	0	0	0	0								
2003	2	1	3	2	2	27	27	1	0	0	1	0
	0	0	0	0	0	0	0	0	0	0	0	0
	0	0	0	0								
2003	2	1	3	2	2	31	31	1	0	0	1	0
	0	0	0	0	0	0	0	0	0	0	0	0
	0	0	0	0								
2004	1	1	3	2	2	6	6	1	0	0	1	0
	0	0	0	0	0	0	0	0	0	0	0	0
	0	0	0	0								
2004	1	1	3	2	2	8	8	3	0	0	2	0
	0	0	0	0	0	0	0	0	1	0	0	0
	0	0	0	0								
2004	1	1	3	2	2	9	9	3	0	0	2	0
	0	0	0	0	0	0	0	0	1	0	0	0
	0	0	0	0								
2004	1	1	3	2	2	10	10	5	0	0	5	0
	0	0	0	0	0	0	0	0	0	0	0	0
	0	0	0	0								
2004	1	1	3	2	2	11	11	2	0	0	1	0
	0	0	0	0	0	0	0	0	1	0	0	0
	0	0	0	0								
2004	1	1	3	2	2	12	12	3	0	0	2	0
	0	0	0	0	0	0	0	0	1	0	0	0
	0	0	0	0								

2004	1 0 0	1 0 0	3 0 0	2 0 0	2 0	13 0	13 0	6 0	0 1	0 0	5 0	0 0
2004	1 0 0	1 0 0	3 0 0	2 0 0	2 0	14 0	14 0	9 0	0 2	0 0	7 0	0 0
2004	1 0 0	1 0 0	3 0 0	2 0 0	2 0	15 0	15 0	6 0	0 0	0 0	6 0	0 0
2004	1 0 0	1 0 0	3 0 0	2 0 0	2 0	16 0	16 0	4 0	0 0	0 0	4 0	0 0
2004	1 0 0	1 0 0	3 0 0	2 0 0	2 0	17 0	17 0	3 0	0 0	0 0	3 0	0 0
2004	1 0 0	1 0 0	3 0 0	2 0 0	2 0	18 0	18 0	5 0	0 0	0 0	5 0	0 0
2004	1 0 0	1 0 0	3 0 0	2 0 0	2 0	19 0	19 0	5 0	0 0	0 0	5 0	0 0
2004	1 0 0	1 0 0	3 0 0	2 0 0	2 0	27 0	27 0	1 0	0 0	0 0	1 0	0 0
2004	2 0 0	1 0 0	3 0 0	2 0 0	2 0	2 0	2 0	1 0	0 1	0 0	0 0	0 0
2004	2 0 0	1 0 0	3 0 0	2 0 0	2 0	4 0	4 0	1 0	0 1	0 0	0 0	0 0
2004	2 0 0	1 0 0	3 0 0	2 0 0	2 0	5 0	5 0	2 0	0 1	0 0	1 0	0 0
2004	2 0 0	1 0 0	3 0 0	2 0 0	2 0	6 0	6 0	10 0	0 3	0 0	7 0	0 0
2004	2 0 0	1 0 0	3 0 0	2 0 0	2 0	7 0	7 0	6 0	0 3	0 0	3 0	0 0
2004	2 0 0	1 0 0	3 0 0	2 0 0	2 0	8 0	8 0	6 0	0 5	0 0	1 0	0 0
2004	2 0 0	1 0 0	3 0 0	2 0 0	2 0	9 0	9 0	5 0	0 3	0 0	2 0	0 0
2004	2 0 0	1 0 0	3 0 0	2 0 0	2 0	10 0	10 0	7 0	0 2	0 0	5 0	0 0
2004	2 0 0	1 0 0	3 0 0	2 0 0	2 0	11 0	11 0	15 0	0 10	0 0	5 0	0 0
2004	2 0 0	1 0 0	3 0 0	2 0 0	2 0	12 0	12 0	33 0	0 22	0 0	11 0	0 0
2004	2 0 0	1 0 0	3 0 0	2 0 0	2 0	13 0	13 0	22 0	0 10	0 0	12 0	0 0

2004	2 0 0	1 0 0	3 0 0	2 0 0	2 0	14 0	14 0	34 0	0 15	0 0	19 0	0 0
2004	2 0 0	1 0 0	3 0 0	2 0 0	2 0	15 0	15 0	30 0	0 12	0 0	18 0	0 0
2004	2 0 0	1 0 0	3 0 0	2 0 0	2 0	16 0	16 0	26 0	0 8	0 0	18 0	0 0
2004	2 0 0	1 0 0	3 0 0	2 0 0	2 0	17 0	17 0	32 0	0 4	0 0	28 0	0 0
2004	2 0 0	1 0 0	3 0 0	2 0 0	2 0	18 0	18 0	18 0	0 0	0 0	18 0	0 0
2004	2 0 0	1 0 0	3 0 0	2 0 0	2 0	19 0	19 0	17 0	0 2	0 0	15 0	0 0
2004	2 0 0	1 0 0	3 0 0	2 0 0	2 0	20 0	20 0	11 0	0 1	0 0	10 0	0 0
2004	2 0 0	1 0 0	3 0 0	2 0 0	2 0	21 0	21 0	14 0	0 0	0 0	14 0	0 0
2004	2 0 0	1 0 0	3 0 0	2 0 0	2 0	22 0	22 0	8 0	0 0	0 0	8 0	0 0
2004	2 0 0	1 0 0	3 0 0	2 0 0	2 0	23 0	23 0	7 0	0 0	0 0	7 0	0 0
2004	2 0 0	1 0 0	3 0 0	2 0 0	2 0	24 0	24 0	4 0	0 0	0 0	4 0	0 0
2004	2 0 0	1 0 0	3 0 0	2 0 0	2 0	25 0	25 0	3 0	0 0	0 0	3 0	0 0
2004	2 0 0	1 0 0	3 0 0	2 0 0	2 0	26 0	26 0	2 0	0 0	0 0	2 0	0 0
2004	2 0 0	1 0 0	3 0 0	2 0 0	2 0	27 0	27 0	3 0	0 0	0 0	3 0	0 0
2004	2 0 0	1 0 0	3 0 0	2 0 0	2 0	28 0	28 0	1 0	0 0	0 0	1 0	0 0
2004	2 0 0	1 0 0	3 0 0	2 0 0	2 0	33 0	33 0	1 0	0 0	0 0	1 0	0 0
2004	2 0 0	1 0 0	3 0 0	2 0 0	2 0	34 0	34 0	1 0	0 0	0 0	1 0	0 0
2004	2 0 0	1 0 0	3 0 0	2 0 0	2 0	35 0	35 0	1 0	0 0	0 0	1 0	0 0
2005	1 0 0	1 0 0	3 0 0	2 0 0	2 0	9 0	9 0	6 0	0 2	0 0	4 0	0 0

2005	1 0 0	1 0 0	3 0 0	2 0 0	2 0	10 0	10 0	5 0	0 1	0 0	4 0	0 0
2005	1 0 0	1 0 0	3 0 0	2 0 0	2 0	11 0	11 0	1 0	0 1	0 0	0 0	0 0
2005	1 0 0	1 0 0	3 0 0	2 0 0	2 0	12 0	12 0	5 0	0 2	0 0	3 0	0 0
2005	1 0 0	1 0 0	3 0 0	2 0 0	2 0	13 0	13 0	10 0	0 1	0 0	9 0	0 0
2005	1 0 0	1 0 0	3 0 0	2 0 0	2 0	14 0	14 0	6 0	0 1	0 0	5 0	0 0
2005	1 0 0	1 0 0	3 0 0	2 0 0	2 0	15 0	15 0	14 0	0 0	0 0	14 0	0 0
2005	1 0 0	1 0 0	3 0 0	2 0 0	2 0	16 0	16 0	13 0	0 1	0 0	12 0	0 0
2005	1 0 0	1 0 0	3 0 0	2 0 0	2 0	17 0	17 0	5 0	0 0	0 0	5 0	0 0
2005	1 0 0	1 0 0	3 0 0	2 0 0	2 0	18 0	18 0	6 0	0 0	0 0	6 0	0 0
2005	1 0 0	1 0 0	3 0 0	2 0 0	2 0	19 0	19 0	6 0	0 1	0 0	5 0	0 0
2005	1 0 0	1 0 0	3 0 0	2 0 0	2 0	20 0	20 0	1 0	0 0	0 0	1 0	0 0
2005	1 0 0	1 0 0	3 0 0	2 0 0	2 0	31 0	31 0	1 0	0 0	0 0	1 0	0 0
2005	2 0 0	1 0 0	3 0 0	2 0 0	2 0	6 0	6 0	1 0	0 0	0 0	1 0	0 0
2005	2 0 0	1 0 0	3 0 0	2 0 0	2 0	7 0	7 0	1 0	0 0	0 0	1 0	0 0
2005	2 0 0	1 0 0	3 0 0	2 0 0	2 0	9 0	9 0	6 0	0 2	0 0	4 0	0 0
2005	2 0 0	1 0 0	3 0 0	2 0 0	2 0	10 0	10 0	8 0	0 2	0 0	6 0	0 0
2005	2 0 0	1 0 0	3 0 0	2 0 0	2 0	11 0	11 0	3 0	0 1	0 0	2 0	0 0
2005	2 0 0	1 0 0	3 0 0	2 0 0	2 0	12 0	12 0	4 0	0 1	0 0	3 0	0 0
2005	2 0 0	1 0 0	3 0 0	2 0 0	2 0	13 0	13 0	8 0	0 1	0 0	7 0	0 0

2005	2	1	3	2	2	14	14	8	0	0	8	0
	0	0	0	0	0	0	0	0	0	0	0	0
	0	0	0	0								
2005	2	1	3	2	2	15	15	9	0	0	8	0
	0	0	0	0	0	0	0	0	1	0	0	0
	0	0	0	0								
2005	2	1	3	2	2	16	16	6	0	0	6	0
	0	0	0	0	0	0	0	0	0	0	0	0
	0	0	0	0								
2005	2	1	3	2	2	17	17	8	0	0	8	0
	0	0	0	0	0	0	0	0	0	0	0	0
	0	0	0	0								
2005	2	1	3	2	2	18	18	9	0	0	9	0
	0	0	0	0	0	0	0	0	0	0	0	0
	0	0	0	0								
2005	2	1	3	2	2	19	19	5	0	0	5	0
	0	0	0	0	0	0	0	0	0	0	0	0
	0	0	0	0								
2005	2	1	3	2	2	20	20	3	0	0	3	0
	0	0	0	0	0	0	0	0	0	0	0	0
	0	0	0	0								
2005	2	1	3	2	2	21	21	1	0	0	1	0
	0	0	0	0	0	0	0	0	0	0	0	0
	0	0	0	0								
2005	2	1	3	2	2	22	22	2	0	0	2	0
	0	0	0	0	0	0	0	0	0	0	0	0
	0	0	0	0								
2005	2	1	3	2	2	23	23	1	0	0	1	0
	0	0	0	0	0	0	0	0	0	0	0	0
	0	0	0	0								
2005	2	1	3	2	2	24	24	1	0	0	1	0
	0	0	0	0	0	0	0	0	0	0	0	0
	0	0	0	0								
2005	2	1	3	2	2	25	25	2	0	0	2	0
	0	0	0	0	0	0	0	0	0	0	0	0
	0	0	0	0								
2005	2	1	3	2	2	27	27	1	0	0	1	0
	0	0	0	0	0	0	0	0	0	0	0	0
	0	0	0	0								
2005	2	1	3	2	2	29	29	1	0	0	1	0
	0	0	0	0	0	0	0	0	0	0	0	0
	0	0	0	0								
2005	2	1	3	2	2	31	31	1	0	0	1	0
	0	0	0	0	0	0	0	0	0	0	0	0
	0	0	0	0								
2005	2	1	3	2	2	33	33	1	0	0	1	0
	0	0	0	0	0	0	0	0	0	0	0	0
	0	0	0	0								
2006	1	1	3	2	2	7	7	1	0	0	1	0
	0	0	0	0	0	0	0	0	0	0	0	0
	0	0	0	0								
2006	1	1	3	2	2	10	10	2	0	0	1	0
	0	0	0	0	0	0	0	0	1	0	0	0
	0	0	0	0								
2006	1	1	3	2	2	11	11	1	0	0	1	0
	0	0	0	0	0	0	0	0	0	0	0	0
	0	0	0	0								

2006	1 0 0	1 0 0	3 0 0	2 0 0	2 0	12 0	12 0	6 0	0 1	0 0	5 0	0 0
2006	1 0 0	1 0 0	3 0 0	2 0 0	2 0	13 0	13 0	12 0	0 1	0 0	11 0	0 0
2006	1 0 0	1 0 0	3 0 0	2 0 0	2 0	14 0	14 0	12 0	0 1	0 0	11 0	0 0
2006	1 0 0	1 0 0	3 0 0	2 0 0	2 0	15 0	15 0	15 0	0 1	0 0	14 0	0 0
2006	1 0 0	1 0 0	3 0 0	2 0 0	2 0	16 0	16 0	15 0	0 0	0 0	15 0	0 0
2006	1 0 0	1 0 0	3 0 0	2 0 0	2 0	17 0	17 0	9 0	0 0	0 0	9 0	0 0
2006	1 0 0	1 0 0	3 0 0	2 0 0	2 0	18 0	18 0	10 0	0 0	0 0	10 0	0 0
2006	1 0 0	1 0 0	3 0 0	2 0 0	2 0	19 0	19 0	3 0	0 0	0 0	3 0	0 0
2006	1 0 0	1 0 0	3 0 0	2 0 0	2 0	20 0	20 0	4 0	0 0	0 0	4 0	0 0
2006	2 0 0	1 0 0	3 0 0	2 0 0	2 0	8 0	8 0	2 0	0 1	0 0	1 0	0 0
2006	2 0 0	1 0 0	3 0 0	2 0 0	2 0	9 0	9 0	3 0	0 1	0 0	2 0	0 0
2006	2 0 0	1 0 0	3 0 0	2 0 0	2 0	10 0	10 0	2 0	0 2	0 0	0 0	0 0
2006	2 0 0	1 0 0	3 0 0	2 0 0	2 0	11 0	11 0	2 0	0 1	0 0	1 0	0 0
2006	2 0 0	1 0 0	3 0 0	2 0 0	2 0	12 0	12 0	4 0	0 2	0 0	2 0	0 0
2006	2 0 0	1 0 0	3 0 0	2 0 0	2 0	13 0	13 0	7 0	0 0	0 0	7 0	0 0
2006	2 0 0	1 0 0	3 0 0	2 0 0	2 0	14 0	14 0	12 0	0 0	0 0	12 0	0 0
2006	2 0 0	1 0 0	3 0 0	2 0 0	2 0	15 0	15 0	14 0	0 0	0 0	14 0	0 0
2006	2 0 0	1 0 0	3 0 0	2 0 0	2 0	16 0	16 0	10 0	0 0	0 0	10 0	0 0
2006	2 0 0	1 0 0	3 0 0	2 0 0	2 0	17 0	17 0	10 0	0 0	0 0	10 0	0 0

2006	2	1	3	2	2	18	18	13	0	0	13	0
	0	0	0	0	0	0	0	0	0	0	0	0
	0	0	0	0								
2006	2	1	3	2	2	19	19	2	0	0	2	0
	0	0	0	0	0	0	0	0	0	0	0	0
	0	0	0	0								
2006	2	1	3	2	2	20	20	1	0	0	1	0
	0	0	0	0	0	0	0	0	0	0	0	0
	0	0	0	0								
2006	2	1	3	2	2	22	22	6	0	0	6	0
	0	0	0	0	0	0	0	0	0	0	0	0
	0	0	0	0								
2006	2	1	3	2	2	23	23	2	0	0	2	0
	0	0	0	0	0	0	0	0	0	0	0	0
	0	0	0	0								
2006	2	1	3	2	2	24	24	3	0	0	3	0
	0	0	0	0	0	0	0	0	0	0	0	0
	0	0	0	0								
2006	2	1	3	2	2	25	25	1	0	0	1	0
	0	0	0	0	0	0	0	0	0	0	0	0
	0	0	0	0								
2006	2	1	3	2	2	27	27	4	0	0	4	0
	0	0	0	0	0	0	0	0	0	0	0	0
	0	0	0	0								
2006	2	1	3	2	2	28	28	1	0	0	1	0
	0	0	0	0	0	0	0	0	0	0	0	0
	0	0	0	0								
2006	2	1	3	2	2	29	29	1	0	0	1	0
	0	0	0	0	0	0	0	0	0	0	0	0
	0	0	0	0								
2006	2	1	3	2	2	33	33	1	0	0	1	0
	0	0	0	0	0	0	0	0	0	0	0	0
	0	0	0	0								
2007	1	1	3	2	2	11	11	1	0	0	0	0
	0	0	0	0	0	0	0	0	1	0	0	0
	0	0	0	0								
2007	1	1	3	2	2	14	14	1	0	0	1	0
	0	0	0	0	0	0	0	0	0	0	0	0
	0	0	0	0								
2007	1	1	3	2	2	15	15	2	0	0	2	0
	0	0	0	0	0	0	0	0	0	0	0	0
	0	0	0	0								
2007	1	1	3	2	2	17	17	3	0	0	3	0
	0	0	0	0	0	0	0	0	0	0	0	0
	0	0	0	0								
2007	1	1	3	2	2	21	21	2	0	0	2	0
	0	0	0	0	0	0	0	0	0	0	0	0
	0	0	0	0								
2007	1	1	3	2	2	32	32	1	0	0	1	0
	0	0	0	0	0	0	0	0	0	0	0	0
	0	0	0	0								
2007	1	1	3	2	2	34	34	1	0	0	1	0
	0	0	0	0	0	0	0	0	0	0	0	0
	0	0	0	0								
2007	2	1	3	2	2	13	13	5	0	0	4	0
	0	0	0	0	0	0	0	0	1	0	0	0
	0	0	0	0								

2007	2 0 0	1 0 0	3 0 0	2 0 0	2 0	15 0	15 0	1 0	0 0	0 0	1 0	0 0
2007	2 0 0	1 0 0	3 0 0	2 0 0	2 0	18 0	18 0	1 0	0 0	0 0	1 0	0 0
2007	2 0 0	1 0 0	3 0 0	2 0 0	2 0	23 0	23 0	2 0	0 0	0 0	2 0	0 0
2007	2 0 0	1 0 0	3 0 0	2 0 0	2 0	24 0	24 0	4 0	0 0	0 0	4 0	0 0
2007	2 0 0	1 0 0	3 0 0	2 0 0	2 0	25 0	25 0	2 0	0 0	0 0	2 0	0 0
2007	2 0 0	1 0 0	3 0 0	2 0 0	2 0	26 0	26 0	3 0	0 0	0 0	3 0	0 0
2007	2 0 0	1 0 0	3 0 0	2 0 0	2 0	27 0	27 0	1 0	0 0	0 0	1 0	0 0
2007	2 0 0	1 0 0	3 0 0	2 0 0	2 0	28 0	28 0	5 0	0 0	0 0	5 0	0 0
2007	2 0 0	1 0 0	3 0 0	2 0 0	2 0	29 0	29 0	2 0	0 0	0 0	2 0	0 0
2008	1 0 0	1 0 0	3 0 0	2 0 0	2 0	22 0	22 0	1 0	0 0	0 0	1 0	0 0
2008	1 0 0	1 0 0	3 0 0	2 0 0	2 0	30 0	30 0	1 0	0 0	0 0	1 0	0 0
2008	2 0 0	1 0 0	3 0 0	2 0 0	2 0	8 0	8 0	1 0	0 0	0 0	1 0	0 0
2008	2 0 0	1 0 0	3 0 0	2 0 0	2 0	11 0	11 0	2 0	0 0	0 0	2 0	0 0
2008	2 0 0	1 0 0	3 0 0	2 0 0	2 0	13 0	13 0	1 0	0 0	0 0	1 0	0 0
2008	2 0 0	1 0 0	3 0 0	2 0 0	2 0	15 0	15 0	4 0	0 2	0 0	2 0	0 0
2008	2 0 0	1 0 0	3 0 0	2 0 0	2 0	16 0	16 0	3 0	0 0	0 0	3 0	0 0
2008	2 0 0	1 0 0	3 0 0	2 0 0	2 0	18 0	18 0	2 0	0 0	0 0	2 0	0 0
2008	2 0 0	1 0 0	3 0 0	2 0 0	2 0	19 0	19 0	1 0	0 0	0 0	1 0	0 0
2008	2 0 0	1 0 0	3 0 0	2 0 0	2 0	20 0	20 0	1 0	0 0	0 0	1 0	0 0

2008	2	1	3	2	2	21	21	2	0	0	2	0
	0	0	0	0	0	0	0	0	0	0	0	0
	0	0	0	0								
2008	2	1	3	2	2	22	22	8	0	0	8	0
	0	0	0	0	0	0	0	0	0	0	0	0
	0	0	0	0								
2008	2	1	3	2	2	24	24	10	0	0	10	0
	0	0	0	0	0	0	0	0	0	0	0	0
	0	0	0	0								
2008	2	1	3	2	2	25	25	5	0	0	5	0
	0	0	0	0	0	0	0	0	0	0	0	0
	0	0	0	0								
2008	2	1	3	2	2	26	26	3	0	0	3	0
	0	0	0	0	0	0	0	0	0	0	0	0
	0	0	0	0								
2008	2	1	3	2	2	28	28	1	0	0	1	0
	0	0	0	0	0	0	0	0	0	0	0	0
	0	0	0	0								
2008	2	1	3	2	2	29	29	1	0	0	1	0
	0	0	0	0	0	0	0	0	0	0	0	0
	0	0	0	0								
2008	2	1	3	2	2	31	31	1	0	0	1	0
	0	0	0	0	0	0	0	0	0	0	0	0
	0	0	0	0								
2009	2	1	3	2	2	14	14	1	0	0	0	0
	0	0	0	0	0	0	0	0	1	0	0	0
	0	0	0	0								
2009	2	1	3	2	2	19	19	1	0	0	1	0
	0	0	0	0	0	0	0	0	0	0	0	0
	0	0	0	0								
2009	2	1	3	2	2	20	20	1	0	0	1	0
	0	0	0	0	0	0	0	0	0	0	0	0
	0	0	0	0								
2009	2	1	3	2	2	22	22	2	0	0	2	0
	0	0	0	0	0	0	0	0	0	0	0	0
	0	0	0	0								
2009	2	1	3	2	2	23	23	3	0	0	3	0
	0	0	0	0	0	0	0	0	0	0	0	0
	0	0	0	0								
2009	2	1	3	2	2	24	24	4	0	0	4	0
	0	0	0	0	0	0	0	0	0	0	0	0
	0	0	0	0								
2009	2	1	3	2	2	25	25	3	0	0	3	0
	0	0	0	0	0	0	0	0	0	0	0	0
	0	0	0	0								
2009	2	1	3	2	2	26	26	4	0	0	4	0
	0	0	0	0	0	0	0	0	0	0	0	0
	0	0	0	0								
2009	2	1	3	2	2	27	27	2	0	0	2	0
	0	0	0	0	0	0	0	0	0	0	0	0
	0	0	0	0								
2009	2	1	3	2	2	28	28	3	0	0	3	0
	0	0	0	0	0	0	0	0	0	0	0	0
	0	0	0	0								
2009	2	1	3	2	2	30	30	1	0	0	1	0
	0	0	0	0	0	0	0	0	0	0	0	0
	0	0	0	0								

2009	2 0 0	1 0 0	3 0 0	2 0 0	2 0	31 0	31 0	1 0	0 0	0 0	1 0	0 0
2009	2 0 0	1 0 0	3 0 0	2 0 0	2 0	32 0	32 0	1 0	0 0	0 0	1 0	0 0
2010	1 0 0	1 0 0	3 0 0	2 0 0	2 0	27 0	27 0	1 0	0 0	0 0	1 0	0 0
2010	2 0 0	1 0 0	3 0 0	2 0 0	2 0	19 0	19 0	3 0	0 0	0 0	3 0	0 0
2010	2 0 0	1 0 0	3 0 0	2 0 0	2 0	20 0	20 0	1 0	0 0	0 0	1 0	0 0
2010	2 0 0	1 0 0	3 0 0	2 0 0	2 0	21 0	21 0	1 0	0 0	0 0	1 0	0 0
2010	2 0 0	1 0 0	3 0 0	2 0 0	2 0	22 0	22 0	2 0	0 0	0 0	2 0	0 0
2010	2 0 0	1 0 0	3 0 0	2 0 0	2 0	24 0	24 0	2 0	0 0	0 0	2 0	0 0
2010	2 0 0	1 0 0	3 0 0	2 0 0	2 0	25 0	25 0	3 0	0 0	0 0	3 0	0 0
2010	2 0 0	1 0 0	3 0 0	2 0 0	2 0	26 0	26 0	1 0	0 0	0 0	1 0	0 0
2010	2 0 0	1 0 0	3 0 0	2 0 0	2 0	30 0	30 0	1 0	0 0	0 0	1 0	0 0
2011	2 0 0	1 0 0	3 0 0	2 0 0	2 0	16 0	16 0	2 0	0 0	0 0	2 0	0 0
2011	2 0 0	1 0 0	3 0 0	2 0 0	2 0	17 0	17 0	1 0	0 0	0 0	1 0	0 0
2011	2 0 0	1 0 0	3 0 0	2 0 0	2 0	18 0	18 0	2 0	0 0	0 0	2 0	0 0
2011	2 0 0	1 0 0	3 0 0	2 0 0	2 0	19 0	19 0	4 0	0 0	0 0	4 0	0 0
2011	2 0 0	1 0 0	3 0 0	2 0 0	2 0	20 0	20 0	3 0	0 0	0 0	3 0	0 0
2011	2 0 0	1 0 0	3 0 0	2 0 0	2 0	21 0	21 0	6 0	0 0	0 0	6 0	0 0
2011	2 0 0	1 0 0	3 0 0	2 0 0	2 0	22 0	22 0	2 0	0 0	0 0	2 0	0 0
2011	2 0 0	1 0 0	3 0 0	2 0 0	2 0	23 0	23 0	2 0	0 0	0 0	2 0	0 0

2011	2	1	3	2	2	25	25	1	0	0	1	0
	0	0	0	0	0	0	0	0	0	0	0	0
	0	0	0	0								
2011	2	1	3	2	2	26	26	2	0	0	2	0
	0	0	0	0	0	0	0	0	0	0	0	0
	0	0	0	0								
2011	2	1	3	2	2	27	27	1	0	0	1	0
	0	0	0	0	0	0	0	0	0	0	0	0
	0	0	0	0								
2011	2	1	3	2	2	33	33	1	0	0	1	0
	0	0	0	0	0	0	0	0	0	0	0	0
	0	0	0	0								
2012	1	1	3	2	2	23	23	1	0	0	1	0
	0	0	0	0	0	0	0	0	0	0	0	0
	0	0	0	0								
2012	1	1	3	2	2	26	26	1	0	0	1	0
	0	0	0	0	0	0	0	0	0	0	0	0
	0	0	0	0								
2012	2	1	3	2	2	22	22	1	0	0	1	0
	0	0	0	0	0	0	0	0	0	0	0	0
	0	0	0	0								
2012	2	1	3	2	2	24	24	1	0	0	1	0
	0	0	0	0	0	0	0	0	0	0	0	0
	0	0	0	0								
2012	2	1	3	2	2	25	25	3	0	0	3	0
	0	0	0	0	0	0	0	0	0	0	0	0
	0	0	0	0								
2012	2	1	3	2	2	27	27	2	0	0	2	0
	0	0	0	0	0	0	0	0	0	0	0	0
	0	0	0	0								
2012	2	1	3	2	2	30	30	1	0	0	1	0
	0	0	0	0	0	0	0	0	0	0	0	0
	0	0	0	0								
2012	2	1	3	2	2	34	34	1	0	0	1	0
	0	0	0	0	0	0	0	0	0	0	0	0
	0	0	0	0								
2013	2	1	3	2	2	14	14	4	0	0	3	0
	0	0	0	0	0	0	0	0	1	0	0	0
	0	0	0	0								
2013	2	1	3	2	2	15	15	19	0	0	18	0
	0	0	0	0	0	0	0	0	1	0	0	0
	0	0	0	0								
2013	2	1	3	2	2	16	16	22	0	0	22	0
	0	0	0	0	0	0	0	0	0	0	0	0
	0	0	0	0								
2013	2	1	3	2	2	17	17	16	0	0	16	0
	0	0	0	0	0	0	0	0	0	0	0	0
	0	0	0	0								
2013	2	1	3	2	2	18	18	19	0	0	19	0
	0	0	0	0	0	0	0	0	0	0	0	0
	0	0	0	0								
2013	2	1	3	2	2	19	19	12	0	0	12	0
	0	0	0	0	0	0	0	0	0	0	0	0
	0	0	0	0								
2013	2	1	3	2	2	20	20	7	0	0	7	0
	0	0	0	0	0	0	0	0	0	0	0	0
	0	0	0	0								

2013	2	1	3	2	2	21	21	4	0	0	3	0
	0	0	0	0	0	0	0	0	1	0	0	0
	0	0	0	0								
2013	2	1	3	2	2	22	22	6	0	0	6	0
	0	0	0	0	0	0	0	0	0	0	0	0
	0	0	0	0								
2013	2	1	3	2	2	23	23	6	0	0	6	0
	0	0	0	0	0	0	0	0	0	0	0	0
	0	0	0	0								
2013	2	1	3	2	2	24	24	3	0	0	3	0
	0	0	0	0	0	0	0	0	0	0	0	0
	0	0	0	0								
2013	2	1	3	2	2	25	25	3	0	0	3	0
	0	0	0	0	0	0	0	0	0	0	0	0
	0	0	0	0								
2013	2	1	3	2	2	26	26	1	0	0	1	0
	0	0	0	0	0	0	0	0	0	0	0	0
	0	0	0	0								
2013	2	1	3	2	2	28	28	2	0	0	2	0
	0	0	0	0	0	0	0	0	0	0	0	0
	0	0	0	0								
2013	2	1	3	2	2	30	30	1	0	0	1	0
	0	0	0	0	0	0	0	0	0	0	0	0
	0	0	0	0								
2013	2	1	3	2	2	33	33	1	0	0	1	0
	0	0	0	0	0	0	0	0	0	0	0	0
	0	0	0	0								
1991	2	2	3	2	2	7	7	3	0	0	2	0
	0	0	0	0	0	0	0	0	1	0	0	0
	0	0	0	0								
1991	2	2	3	2	2	8	8	3	0	0	2	0
	0	0	0	0	0	0	0	0	1	0	0	0
	0	0	0	0								
1991	2	2	3	2	2	9	9	5	0	0	1	0
	0	0	0	0	0	0	0	0	4	0	0	0
	0	0	0	0								
1991	2	2	3	2	2	10	10	27	0	0	6	0
	0	0	0	0	0	0	0	0	21	0	0	0
	0	0	0	0								
1991	2	2	3	2	2	11	11	32	0	0	4	0
	0	0	0	0	0	0	0	0	28	0	0	0
	0	0	0	0								
1991	2	2	3	2	2	12	12	9	0	0	2	0
	0	0	0	0	0	0	0	0	7	0	0	0
	0	0	0	0								
1991	2	2	3	2	2	13	13	9	0	0	4	0
	0	0	0	0	0	0	0	0	5	0	0	0
	0	0	0	0								
1991	2	2	3	2	2	14	14	7	0	0	5	0
	0	0	0	0	0	0	0	0	2	0	0	0
	0	0	0	0								
1991	2	2	3	2	2	15	15	10	0	0	8	0
	0	0	0	0	0	0	0	0	2	0	0	0
	0	0	0	0								
1991	2	2	3	2	2	16	16	19	0	0	19	0
	0	0	0	0	0	0	0	0	0	0	0	0
	0	0	0	0								

1991	2 0 0	2 0 0	3 0 0	2 0 0	2 0	17 0	17 0	19 0	0 0	0 0	19 0	0 0
1991	2 0 0	2 0 0	3 0 0	2 0 0	2 0	18 0	18 0	20 0	0 0	0 0	20 0	0 0
1991	2 0 0	2 0 0	3 0 0	2 0 0	2 0	19 0	19 0	20 0	0 1	0 0	19 0	0 0
1991	2 0 0	2 0 0	3 0 0	2 0 0	2 0	20 0	20 0	20 0	0 0	0 0	20 0	0 0
1991	2 0 0	2 0 0	3 0 0	2 0 0	2 0	21 0	21 0	15 0	0 0	0 0	15 0	0 0
1991	2 0 0	2 0 0	3 0 0	2 0 0	2 0	22 0	22 0	20 0	0 0	0 0	20 0	0 0
1991	2 0 0	2 0 0	3 0 0	2 0 0	2 0	23 0	23 0	4 0	0 0	0 0	4 0	0 0
1991	2 0 0	2 0 0	3 0 0	2 0 0	2 0	24 0	24 0	2 0	0 0	0 0	2 0	0 0
1991	2 0 0	2 0 0	3 0 0	2 0 0	2 0	28 0	28 0	1 0	0 0	0 0	1 0	0 0
1991	2 0 0	2 0 0	3 0 0	2 0 0	2 0	33 0	33 0	1 0	0 0	0 0	1 0	0 0
1992	2 0 0	2 0 0	3 0 0	2 0 0	2 0	7 0	7 0	1 0	0 0	0 0	1 0	0 0
1992	2 0 0	2 0 0	3 0 0	2 0 0	2 0	10 0	10 0	1 0	0 1	0 0	0 0	0 0
1992	2 0 0	2 0 0	3 0 0	2 0 0	2 0	11 0	11 0	9 0	0 9	0 0	0 0	0 0
1992	2 0 0	2 0 0	3 0 0	2 0 0	2 0	12 0	12 0	37 0	0 35	0 0	2 0	0 0
1992	2 0 0	2 0 0	3 0 0	2 0 0	2 0	13 0	13 0	18 0	0 15	0 0	3 0	0 0
1992	2 0 0	2 0 0	3 0 0	2 0 0	2 0	14 0	14 0	12 0	0 7	0 0	5 0	0 0
1992	2 0 0	2 0 0	3 0 0	2 0 0	2 0	15 0	15 0	23 0	0 7	0 0	16 0	0 0
1992	2 0 0	2 0 0	3 0 0	2 0 0	2 0	16 0	16 0	20 0	0 1	0 0	19 0	0 0
1992	2 0 0	2 0 0	3 0 0	2 0 0	2 0	17 0	17 0	9 0	0 3	0 0	6 0	0 0

1992	2	2	3	2	2	18	18	3	0	0	3	0
	0	0	0	0	0	0	0	0	0	0	0	0
	0	0	0	0								
1992	2	2	3	2	2	19	19	4	0	0	4	0
	0	0	0	0	0	0	0	0	0	0	0	0
	0	0	0	0								
1992	2	2	3	2	2	20	20	7	0	0	7	0
	0	0	0	0	0	0	0	0	0	0	0	0
	0	0	0	0								
1992	2	2	3	2	2	21	21	5	0	0	5	0
	0	0	0	0	0	0	0	0	0	0	0	0
	0	0	0	0								
1992	2	2	3	2	2	22	22	3	0	0	3	0
	0	0	0	0	0	0	0	0	0	0	0	0
	0	0	0	0								
1992	2	2	3	2	2	23	23	5	0	0	5	0
	0	0	0	0	0	0	0	0	0	0	0	0
	0	0	0	0								
1992	2	2	3	2	2	25	25	4	0	0	4	0
	0	0	0	0	0	0	0	0	0	0	0	0
	0	0	0	0								
1992	2	2	3	2	2	26	26	1	0	0	1	0
	0	0	0	0	0	0	0	0	0	0	0	0
	0	0	0	0								
1993	2	2	3	2	2	10	10	1	0	0	0	0
	0	0	0	0	0	0	0	0	1	0	0	0
	0	0	0	0								
1993	2	2	3	2	2	11	11	11	0	0	1	0
	0	0	0	0	0	0	0	0	10	0	0	0
	0	0	0	0								
1993	2	2	3	2	2	12	12	8	0	0	0	0
	0	0	0	0	0	0	0	0	8	0	0	0
	0	0	0	0								
1993	2	2	3	2	2	13	13	2	0	0	1	0
	0	0	0	0	0	0	0	0	1	0	0	0
	0	0	0	0								
1993	2	2	3	2	2	14	14	4	0	0	4	0
	0	0	0	0	0	0	0	0	0	0	0	0
	0	0	0	0								
1993	2	2	3	2	2	15	15	9	0	0	9	0
	0	0	0	0	0	0	0	0	0	0	0	0
	0	0	0	0								
1993	2	2	3	2	2	16	16	13	0	0	11	0
	0	0	0	0	0	0	0	0	2	0	0	0
	0	0	0	0								
1993	2	2	3	2	2	17	17	23	0	0	23	0
	0	0	0	0	0	0	0	0	0	0	0	0
	0	0	0	0								
1993	2	2	3	2	2	18	18	11	0	0	11	0
	0	0	0	0	0	0	0	0	0	0	0	0
	0	0	0	0								
1993	2	2	3	2	2	19	19	3	0	0	3	0
	0	0	0	0	0	0	0	0	0	0	0	0
	0	0	0	0								
1993	2	2	3	2	2	20	20	2	0	0	2	0
	0	0	0	0	0	0	0	0	0	0	0	0
	0	0	0	0								

1993	2	2	3	2	2	21	21	4	0	0	4	0
	0	0	0	0	0	0	0	0	0	0	0	0
	0	0	0	0								
1993	2	2	3	2	2	22	22	3	0	0	3	0
	0	0	0	0	0	0	0	0	0	0	0	0
	0	0	0	0								
1993	2	2	3	2	2	23	23	6	0	0	6	0
	0	0	0	0	0	0	0	0	0	0	0	0
	0	0	0	0								
1993	2	2	3	2	2	25	25	3	0	0	3	0
	0	0	0	0	0	0	0	0	0	0	0	0
	0	0	0	0								
1993	2	2	3	2	2	26	26	2	0	0	2	0
	0	0	0	0	0	0	0	0	0	0	0	0
	0	0	0	0								
1993	2	2	3	2	2	27	27	2	0	0	2	0
	0	0	0	0	0	0	0	0	0	0	0	0
	0	0	0	0								
1994	2	2	3	2	2	17	17	8	0	0	8	0
	0	0	0	0	0	0	0	0	0	0	0	0
	0	0	0	0								
1994	2	2	3	2	2	18	18	9	0	0	9	0
	0	0	0	0	0	0	0	0	0	0	0	0
	0	0	0	0								
1994	2	2	3	2	2	19	19	14	0	0	14	0
	0	0	0	0	0	0	0	0	0	0	0	0
	0	0	0	0								
1994	2	2	3	2	2	20	20	11	0	0	11	0
	0	0	0	0	0	0	0	0	0	0	0	0
	0	0	0	0								
1994	2	2	3	2	2	21	21	8	0	0	8	0
	0	0	0	0	0	0	0	0	0	0	0	0
	0	0	0	0								
1994	2	2	3	2	2	22	22	7	0	0	7	0
	0	0	0	0	0	0	0	0	0	0	0	0
	0	0	0	0								
1995	2	2	3	2	2	10	10	2	0	0	0	0
	0	0	0	0	0	0	0	0	2	0	0	0
	0	0	0	0								
1995	2	2	3	2	2	11	11	4	0	0	1	0
	0	0	0	0	0	0	0	0	3	0	0	0
	0	0	0	0								
1995	2	2	3	2	2	12	12	26	0	0	0	0
	0	0	0	0	0	0	0	0	26	0	0	0
	0	0	0	0								
1995	2	2	3	2	2	13	13	21	0	0	1	0
	0	0	0	0	0	0	0	0	20	0	0	0
	0	0	0	0								
1995	2	2	3	2	2	14	14	11	0	0	2	0
	0	0	0	0	0	0	0	0	9	0	0	0
	0	0	0	0								
1995	2	2	3	2	2	15	15	14	0	0	5	0
	0	0	0	0	0	0	0	0	9	0	0	0
	0	0	0	0								
1995	2	2	3	2	2	16	16	8	0	0	6	0
	0	0	0	0	0	0	0	0	2	0	0	0
	0	0	0	0								

1995	2	2	3	2	2	17	17	12	0	0	12	0
	0	0	0	0	0	0	0	0	0	0	0	0
	0	0	0	0								
1995	2	2	3	2	2	18	18	23	0	0	22	0
	0	0	0	0	0	0	0	0	1	0	0	0
	0	0	0	0								
1995	2	2	3	2	2	19	19	13	0	0	13	0
	0	0	0	0	0	0	0	0	0	0	0	0
	0	0	0	0								
1995	2	2	3	2	2	20	20	13	0	0	13	0
	0	0	0	0	0	0	0	0	0	0	0	0
	0	0	0	0								
1995	2	2	3	2	2	21	21	9	0	0	9	0
	0	0	0	0	0	0	0	0	0	0	0	0
	0	0	0	0								
1995	2	2	3	2	2	22	22	9	0	0	9	0
	0	0	0	0	0	0	0	0	0	0	0	0
	0	0	0	0								
1995	2	2	3	2	2	23	23	11	0	0	11	0
	0	0	0	0	0	0	0	0	0	0	0	0
	0	0	0	0								
1995	2	2	3	2	2	24	24	11	0	0	11	0
	0	0	0	0	0	0	0	0	0	0	0	0
	0	0	0	0								
1995	2	2	3	2	2	25	25	2	0	0	2	0
	0	0	0	0	0	0	0	0	0	0	0	0
	0	0	0	0								
1995	2	2	3	2	2	26	26	5	0	0	5	0
	0	0	0	0	0	0	0	0	0	0	0	0
	0	0	0	0								
1995	2	2	3	2	2	29	29	1	0	0	1	0
	0	0	0	0	0	0	0	0	0	0	0	0
	0	0	0	0								
1996	2	2	3	2	2	11	11	4	0	0	0	0
	0	0	0	0	0	0	0	0	4	0	0	0
	0	0	0	0								
1996	2	2	3	2	2	12	12	8	0	0	1	0
	0	0	0	0	0	0	0	0	7	0	0	0
	0	0	0	0								
1996	2	2	3	2	2	13	13	10	0	0	1	0
	0	0	0	0	0	0	0	0	9	0	0	0
	0	0	0	0								
1996	2	2	3	2	2	14	14	7	0	0	5	0
	0	0	0	0	0	0	0	0	2	0	0	0
	0	0	0	0								
1996	2	2	3	2	2	15	15	20	0	0	14	0
	0	0	0	0	0	0	0	0	6	0	0	0
	0	0	0	0								
1996	2	2	3	2	2	16	16	17	0	0	17	0
	0	0	0	0	0	0	0	0	0	0	0	0
	0	0	0	0								
1996	2	2	3	2	2	17	17	9	0	0	9	0
	0	0	0	0	0	0	0	0	0	0	0	0
	0	0	0	0								
1996	2	2	3	2	2	18	18	15	0	0	15	0
	0	0	0	0	0	0	0	0	0	0	0	0
	0	0	0	0								

1996	2	2	3	2	2	19	19	8	0	0	8	0
	0	0	0	0	0	0	0	0	0	0	0	0
	0	0	0	0								
1996	2	2	3	2	2	20	20	6	0	0	6	0
	0	0	0	0	0	0	0	0	0	0	0	0
	0	0	0	0								
1996	2	2	3	2	2	21	21	2	0	0	2	0
	0	0	0	0	0	0	0	0	0	0	0	0
	0	0	0	0								
1996	2	2	3	2	2	22	22	11	0	0	11	0
	0	0	0	0	0	0	0	0	0	0	0	0
	0	0	0	0								
1996	2	2	3	2	2	23	23	8	0	0	8	0
	0	0	0	0	0	0	0	0	0	0	0	0
	0	0	0	0								
1996	2	2	3	2	2	24	24	5	0	0	5	0
	0	0	0	0	0	0	0	0	0	0	0	0
	0	0	0	0								
1996	2	2	3	2	2	25	25	5	0	0	5	0
	0	0	0	0	0	0	0	0	0	0	0	0
	0	0	0	0								
1996	2	2	3	2	2	26	26	6	0	0	6	0
	0	0	0	0	0	0	0	0	0	0	0	0
	0	0	0	0								
1996	2	2	3	2	2	29	29	1	0	0	1	0
	0	0	0	0	0	0	0	0	0	0	0	0
	0	0	0	0								
1996	2	2	3	2	2	30	30	1	0	0	1	0
	0	0	0	0	0	0	0	0	0	0	0	0
	0	0	0	0								
1996	2	2	3	2	2	31	31	1	0	0	1	0
	0	0	0	0	0	0	0	0	0	0	0	0
	0	0	0	0								
1996	2	2	3	2	2	33	33	1	0	0	1	0
	0	0	0	0	0	0	0	0	0	0	0	0
	0	0	0	0								
1997	2	2	3	2	2	11	11	1	0	0	1	0
	0	0	0	0	0	0	0	0	0	0	0	0
	0	0	0	0								
1997	2	2	3	2	2	12	12	2	0	0	0	0
	0	0	0	0	0	0	0	0	2	0	0	0
	0	0	0	0								
1997	2	2	3	2	2	13	13	1	0	0	0	0
	0	0	0	0	0	0	0	0	1	0	0	0
	0	0	0	0								
1997	2	2	3	2	2	14	14	4	0	0	1	0
	0	0	0	0	0	0	0	0	3	0	0	0
	0	0	0	0								
1997	2	2	3	2	2	15	15	5	0	0	3	0
	0	0	0	0	0	0	0	0	2	0	0	0
	0	0	0	0								
1997	2	2	3	2	2	16	16	5	0	0	5	0
	0	0	0	0	0	0	0	0	0	0	0	0
	0	0	0	0								
1997	2	2	3	2	2	17	17	6	0	0	6	0
	0	0	0	0	0	0	0	0	0	0	0	0
	0	0	0	0								

1997	2	2	3	2	2	18	18	7	0	0	7	0
	0	0	0	0	0	0	0	0	0	0	0	0
	0	0	0	0								
1997	2	2	3	2	2	19	19	8	0	0	8	0
	0	0	0	0	0	0	0	0	0	0	0	0
	0	0	0	0								
1997	2	2	3	2	2	20	20	10	0	0	10	0
	0	0	0	0	0	0	0	0	0	0	0	0
	0	0	0	0								
1997	2	2	3	2	2	21	21	22	0	0	22	0
	0	0	0	0	0	0	0	0	0	0	0	0
	0	0	0	0								
1997	2	2	3	2	2	22	22	19	0	0	19	0
	0	0	0	0	0	0	0	0	0	0	0	0
	0	0	0	0								
1997	2	2	3	2	2	23	23	9	0	0	9	0
	0	0	0	0	0	0	0	0	0	0	0	0
	0	0	0	0								
1997	2	2	3	2	2	24	24	2	0	0	2	0
	0	0	0	0	0	0	0	0	0	0	0	0
	0	0	0	0								
1997	2	2	3	2	2	25	25	2	0	0	2	0
	0	0	0	0	0	0	0	0	0	0	0	0
	0	0	0	0								
1997	2	2	3	2	2	27	27	2	0	0	2	0
	0	0	0	0	0	0	0	0	0	0	0	0
	0	0	0	0								
1997	2	2	3	2	2	28	28	1	0	0	1	0
	0	0	0	0	0	0	0	0	0	0	0	0
	0	0	0	0								
1997	2	2	3	2	2	29	29	1	0	0	1	0
	0	0	0	0	0	0	0	0	0	0	0	0
	0	0	0	0								
1997	2	2	3	2	2	30	30	1	0	0	1	0
	0	0	0	0	0	0	0	0	0	0	0	0
	0	0	0	0								
1997	2	2	3	2	2	32	32	1	0	0	1	0
	0	0	0	0	0	0	0	0	0	0	0	0
	0	0	0	0								
1997	2	2	3	2	2	33	33	1	0	0	1	0
	0	0	0	0	0	0	0	0	0	0	0	0
	0	0	0	0								
1997	2	2	3	2	2	34	34	1	0	0	1	0
	0	0	0	0	0	0	0	0	0	0	0	0
	0	0	0	0								
1998	2	2	3	2	2	10	10	1	0	0	0	0
	0	0	0	0	0	0	0	0	1	0	0	0
	0	0	0	0								
1998	2	2	3	2	2	11	11	3	0	0	1	0
	0	0	0	0	0	0	0	0	2	0	0	0
	0	0	0	0								
1998	2	2	3	2	2	12	12	25	0	0	1	0
	0	0	0	0	0	0	0	0	24	0	0	0
	0	0	0	0								
1998	2	2	3	2	2	13	13	17	0	0	2	0
	0	0	0	0	0	0	0	0	15	0	0	0
	0	0	0	0								

1998	2	2	3	2	2	14	14	2	0	0	2	0
	0	0	0	0	0	0	0	0	0	0	0	0
	0	0	0	0								
1998	2	2	3	2	2	15	15	2	0	0	1	0
	0	0	0	0	0	0	0	0	1	0	0	0
	0	0	0	0								
1998	2	2	3	2	2	16	16	4	0	0	4	0
	0	0	0	0	0	0	0	0	0	0	0	0
	0	0	0	0								
1998	2	2	3	2	2	17	17	2	0	0	2	0
	0	0	0	0	0	0	0	0	0	0	0	0
	0	0	0	0								
1998	2	2	3	2	2	18	18	4	0	0	4	0
	0	0	0	0	0	0	0	0	0	0	0	0
	0	0	0	0								
1998	2	2	3	2	2	19	19	8	0	0	8	0
	0	0	0	0	0	0	0	0	0	0	0	0
	0	0	0	0								
1998	2	2	3	2	2	20	20	4	0	0	4	0
	0	0	0	0	0	0	0	0	0	0	0	0
	0	0	0	0								
1998	2	2	3	2	2	21	21	5	0	0	5	0
	0	0	0	0	0	0	0	0	0	0	0	0
	0	0	0	0								
1998	2	2	3	2	2	22	22	4	0	0	4	0
	0	0	0	0	0	0	0	0	0	0	0	0
	0	0	0	0								
1998	2	2	3	2	2	23	23	4	0	0	4	0
	0	0	0	0	0	0	0	0	0	0	0	0
	0	0	0	0								
1998	2	2	3	2	2	24	24	2	0	0	2	0
	0	0	0	0	0	0	0	0	0	0	0	0
	0	0	0	0								
1998	2	2	3	2	2	25	25	1	0	0	1	0
	0	0	0	0	0	0	0	0	0	0	0	0
	0	0	0	0								
1998	2	2	3	2	2	26	26	1	0	0	1	0
	0	0	0	0	0	0	0	0	0	0	0	0
	0	0	0	0								
1998	2	2	3	2	2	27	27	3	0	0	3	0
	0	0	0	0	0	0	0	0	0	0	0	0
	0	0	0	0								
1998	2	2	3	2	2	29	29	1	0	0	1	0
	0	0	0	0	0	0	0	0	0	0	0	0
	0	0	0	0								
1999	2	2	3	2	2	14	14	2	0	0	2	0
	0	0	0	0	0	0	0	0	0	0	0	0
	0	0	0	0								
1999	2	2	3	2	2	15	15	3	0	0	3	0
	0	0	0	0	0	0	0	0	0	0	0	0
	0	0	0	0								
1999	2	2	3	2	2	16	16	6	0	0	6	0
	0	0	0	0	0	0	0	0	0	0	0	0
	0	0	0	0								
1999	2	2	3	2	2	17	17	12	0	0	12	0
	0	0	0	0	0	0	0	0	0	0	0	0
	0	0	0	0								

1999	2	2	3	2	2	18	18	8	0	0	8	0
	0	0	0	0	0	0	0	0	0	0	0	0
	0	0	0	0								
1999	2	2	3	2	2	19	19	3	0	0	3	0
	0	0	0	0	0	0	0	0	0	0	0	0
	0	0	0	0								
1999	2	2	3	2	2	20	20	2	0	0	2	0
	0	0	0	0	0	0	0	0	0	0	0	0
	0	0	0	0								
1999	2	2	3	2	2	21	21	1	0	0	1	0
	0	0	0	0	0	0	0	0	0	0	0	0
	0	0	0	0								
1999	2	2	3	2	2	22	22	1	0	0	1	0
	0	0	0	0	0	0	0	0	0	0	0	0
	0	0	0	0								
1999	2	2	3	2	2	24	24	1	0	0	1	0
	0	0	0	0	0	0	0	0	0	0	0	0
	0	0	0	0								
1999	2	2	3	2	2	27	27	1	0	0	1	0
	0	0	0	0	0	0	0	0	0	0	0	0
	0	0	0	0								
1999	2	2	3	2	2	30	30	1	0	0	1	0
	0	0	0	0	0	0	0	0	0	0	0	0
	0	0	0	0								
1999	2	2	3	2	2	32	32	1	0	0	1	0
	0	0	0	0	0	0	0	0	0	0	0	0
	0	0	0	0								
2000	2	2	3	2	2	13	13	2	0	0	2	0
	0	0	0	0	0	0	0	0	0	0	0	0
	0	0	0	0								
2000	2	2	3	2	2	14	14	1	0	0	1	0
	0	0	0	0	0	0	0	0	0	0	0	0
	0	0	0	0								
2000	2	2	3	2	2	15	15	2	0	0	2	0
	0	0	0	0	0	0	0	0	0	0	0	0
	0	0	0	0								
2000	2	2	3	2	2	16	16	1	0	0	1	0
	0	0	0	0	0	0	0	0	0	0	0	0
	0	0	0	0								
2000	2	2	3	2	2	17	17	2	0	0	2	0
	0	0	0	0	0	0	0	0	0	0	0	0
	0	0	0	0								
2000	2	2	3	2	2	18	18	3	0	0	3	0
	0	0	0	0	0	0	0	0	0	0	0	0
	0	0	0	0								
2000	2	2	3	2	2	19	19	1	0	0	1	0
	0	0	0	0	0	0	0	0	0	0	0	0
	0	0	0	0								
2000	2	2	3	2	2	20	20	2	0	0	2	0
	0	0	0	0	0	0	0	0	0	0	0	0
	0	0	0	0								
2000	2	2	3	2	2	23	23	1	0	0	1	0
	0	0	0	0	0	0	0	0	0	0	0	0
	0	0	0	0								
2000	2	2	3	2	2	27	27	1	0	0	1	0
	0	0	0	0	0	0	0	0	0	0	0	0
	0	0	0	0								

2000	2	2	3	2	2	28	28	1	0	0	1	0
	0	0	0	0	0	0	0	0	0	0	0	0
	0	0	0	0								
2000	2	2	3	2	2	30	30	1	0	0	1	0
	0	0	0	0	0	0	0	0	0	0	0	0
	0	0	0	0								
2001	2	2	3	2	2	10	10	1	0	0	0	0
	0	0	0	0	0	0	0	0	1	0	0	0
	0	0	0	0								
2001	2	2	3	2	2	11	11	6	0	0	0	0
	0	0	0	0	0	0	0	0	6	0	0	0
	0	0	0	0								
2001	2	2	3	2	2	12	12	4	0	0	0	0
	0	0	0	0	0	0	0	0	4	0	0	0
	0	0	0	0								
2001	2	2	3	2	2	13	13	4	0	0	0	0
	0	0	0	0	0	0	0	0	4	0	0	0
	0	0	0	0								
2001	2	2	3	2	2	14	14	10	0	0	3	0
	0	0	0	0	0	0	0	0	7	0	0	0
	0	0	0	0								
2001	2	2	3	2	2	15	15	15	0	0	10	0
	0	0	0	0	0	0	0	0	5	0	0	0
	0	0	0	0								
2001	2	2	3	2	2	16	16	11	0	0	9	0
	0	0	0	0	0	0	0	0	2	0	0	0
	0	0	0	0								
2001	2	2	3	2	2	17	17	6	0	0	5	0
	0	0	0	0	0	0	0	0	1	0	0	0
	0	0	0	0								
2001	2	2	3	2	2	18	18	1	0	0	1	0
	0	0	0	0	0	0	0	0	0	0	0	0
	0	0	0	0								
2001	2	2	3	2	2	19	19	2	0	0	2	0
	0	0	0	0	0	0	0	0	0	0	0	0
	0	0	0	0								
2001	2	2	3	2	2	20	20	1	0	0	1	0
	0	0	0	0	0	0	0	0	0	0	0	0
	0	0	0	0								
2001	2	2	3	2	2	21	21	1	0	0	1	0
	0	0	0	0	0	0	0	0	0	0	0	0
	0	0	0	0								
2001	2	2	3	2	2	22	22	3	0	0	3	0
	0	0	0	0	0	0	0	0	0	0	0	0
	0	0	0	0								
2001	2	2	3	2	2	23	23	3	0	0	3	0
	0	0	0	0	0	0	0	0	0	0	0	0
	0	0	0	0								
2001	2	2	3	2	2	24	24	3	0	0	3	0
	0	0	0	0	0	0	0	0	0	0	0	0
	0	0	0	0								
2001	2	2	3	2	2	27	27	2	0	0	2	0
	0	0	0	0	0	0	0	0	0	0	0	0
	0	0	0	0								
2001	2	2	3	2	2	30	30	1	0	0	1	0
	0	0	0	0	0	0	0	0	0	0	0	0
	0	0	0	0								

2001	2	2	3	2	2	34	34	1	0	0	1	0
	0	0	0	0	0	0	0	0	0	0	0	0
	0	0	0	0								
2002	2	2	3	2	2	11	11	1	0	0	1	0
	0	0	0	0	0	0	0	0	0	0	0	0
	0	0	0	0								
2002	2	2	3	2	2	13	13	4	0	0	4	0
	0	0	0	0	0	0	0	0	0	0	0	0
	0	0	0	0								
2002	2	2	3	2	2	14	14	4	0	0	1	0
	0	0	0	0	0	0	0	0	3	0	0	0
	0	0	0	0								
2002	2	2	3	2	2	15	15	1	0	0	0	0
	0	0	0	0	0	0	0	0	1	0	0	0
	0	0	0	0								
2002	2	2	3	2	2	16	16	2	0	0	2	0
	0	0	0	0	0	0	0	0	0	0	0	0
	0	0	0	0								
2002	2	2	3	2	2	17	17	6	0	0	6	0
	0	0	0	0	0	0	0	0	0	0	0	0
	0	0	0	0								
2002	2	2	3	2	2	18	18	5	0	0	5	0
	0	0	0	0	0	0	0	0	0	0	0	0
	0	0	0	0								
2002	2	2	3	2	2	19	19	8	0	0	8	0
	0	0	0	0	0	0	0	0	0	0	0	0
	0	0	0	0								
2002	2	2	3	2	2	21	21	1	0	0	1	0
	0	0	0	0	0	0	0	0	0	0	0	0
	0	0	0	0								
2002	2	2	3	2	2	22	22	4	0	0	4	0
	0	0	0	0	0	0	0	0	0	0	0	0
	0	0	0	0								
2002	2	2	3	2	2	23	23	1	0	0	1	0
	0	0	0	0	0	0	0	0	0	0	0	0
	0	0	0	0								
2002	2	2	3	2	2	24	24	2	0	0	2	0
	0	0	0	0	0	0	0	0	0	0	0	0
	0	0	0	0								
2002	2	2	3	2	2	25	25	2	0	0	2	0
	0	0	0	0	0	0	0	0	0	0	0	0
	0	0	0	0								
2002	2	2	3	2	2	28	28	2	0	0	2	0
	0	0	0	0	0	0	0	0	0	0	0	0
	0	0	0	0								
2002	2	2	3	2	2	29	29	1	0	0	1	0
	0	0	0	0	0	0	0	0	0	0	0	0
	0	0	0	0								
2003	2	2	3	2	2	13	13	3	0	0	3	0
	0	0	0	0	0	0	0	0	0	0	0	0
	0	0	0	0								
2003	2	2	3	2	2	14	14	3	0	0	2	0
	0	0	0	0	0	0	0	0	1	0	0	0
	0	0	0	0								
2003	2	2	3	2	2	15	15	3	0	0	3	0
	0	0	0	0	0	0	0	0	0	0	0	0
	0	0	0	0								

2003	2	2	3	2	2	19	19	1	0	0	1	0
	0	0	0	0	0	0	0	0	0	0	0	0
	0	0	0	0								
2003	2	2	3	2	2	33	33	2	0	0	2	0
	0	0	0	0	0	0	0	0	0	0	0	0
	0	0	0	0								
2004	1	2	3	2	2	13	13	1	0	0	0	0
	0	0	0	0	0	0	0	0	1	0	0	0
	0	0	0	0								
2004	1	2	3	2	2	14	14	7	0	0	7	0
	0	0	0	0	0	0	0	0	0	0	0	0
	0	0	0	0								
2004	1	2	3	2	2	15	15	19	0	0	17	0
	0	0	0	0	0	0	0	0	2	0	0	0
	0	0	0	0								
2004	1	2	3	2	2	16	16	34	0	0	34	0
	0	0	0	0	0	0	0	0	0	0	0	0
	0	0	0	0								
2004	1	2	3	2	2	17	17	12	0	0	12	0
	0	0	0	0	0	0	0	0	0	0	0	0
	0	0	0	0								
2004	2	2	3	2	2	12	12	1	0	0	0	0
	0	0	0	0	0	0	0	0	1	0	0	0
	0	0	0	0								
2004	2	2	3	2	2	13	13	44	0	0	36	0
	0	0	0	0	0	0	0	0	8	0	0	0
	0	0	0	0								
2004	2	2	3	2	2	14	14	33	0	0	30	0
	0	0	0	0	0	0	0	0	3	0	0	0
	0	0	0	0								
2004	2	2	3	2	2	15	15	25	0	0	25	0
	0	0	0	0	0	0	0	0	0	0	0	0
	0	0	0	0								
2004	2	2	3	2	2	16	16	22	0	0	22	0
	0	0	0	0	0	0	0	0	0	0	0	0
	0	0	0	0								
2004	2	2	3	2	2	17	17	16	0	0	16	0
	0	0	0	0	0	0	0	0	0	0	0	0
	0	0	0	0								
2004	2	2	3	2	2	18	18	7	0	0	7	0
	0	0	0	0	0	0	0	0	0	0	0	0
	0	0	0	0								
2004	2	2	3	2	2	19	19	21	0	0	21	0
	0	0	0	0	0	0	0	0	0	0	0	0
	0	0	0	0								
2004	2	2	3	2	2	20	20	4	0	0	4	0
	0	0	0	0	0	0	0	0	0	0	0	0
	0	0	0	0								
2004	2	2	3	2	2	21	21	9	0	0	9	0
	0	0	0	0	0	0	0	0	0	0	0	0
	0	0	0	0								
2004	2	2	3	2	2	22	22	10	0	0	10	0
	0	0	0	0	0	0	0	0	0	0	0	0
	0	0	0	0								
2004	2	2	3	2	2	23	23	8	0	0	8	0
	0	0	0	0	0	0	0	0	0	0	0	0
	0	0	0	0								

2004	2	2	3	2	2	24	24	2	0	0	2	0
	0	0	0	0	0	0	0	0	0	0	0	0
	0	0	0	0								
2004	2	2	3	2	2	25	25	6	0	0	6	0
	0	0	0	0	0	0	0	0	0	0	0	0
	0	0	0	0								
2004	2	2	3	2	2	26	26	1	0	0	1	0
	0	0	0	0	0	0	0	0	0	0	0	0
	0	0	0	0								
2004	2	2	3	2	2	27	27	2	0	0	2	0
	0	0	0	0	0	0	0	0	0	0	0	0
	0	0	0	0								
2004	2	2	3	2	2	29	29	1	0	0	1	0
	0	0	0	0	0	0	0	0	0	0	0	0
	0	0	0	0								
2004	2	2	3	2	2	30	30	2	0	0	2	0
	0	0	0	0	0	0	0	0	0	0	0	0
	0	0	0	0								
2004	2	2	3	2	2	31	31	1	0	0	1	0
	0	0	0	0	0	0	0	0	0	0	0	0
	0	0	0	0								
2004	2	2	3	2	2	35	35	1	0	0	1	0
	0	0	0	0	0	0	0	0	0	0	0	0
	0	0	0	0								
2005	1	2	3	2	2	31	31	1	0	0	1	0
	0	0	0	0	0	0	0	0	0	0	0	0
	0	0	0	0								
2005	2	2	3	2	2	22	22	4	0	0	4	0
	0	0	0	0	0	0	0	0	0	0	0	0
	0	0	0	0								
2005	2	2	3	2	2	23	23	5	0	0	5	0
	0	0	0	0	0	0	0	0	0	0	0	0
	0	0	0	0								
2005	2	2	3	2	2	24	24	2	0	0	2	0
	0	0	0	0	0	0	0	0	0	0	0	0
	0	0	0	0								
2005	2	2	3	2	2	25	25	2	0	0	2	0
	0	0	0	0	0	0	0	0	0	0	0	0
	0	0	0	0								
2005	2	2	3	2	2	27	27	1	0	0	1	0
	0	0	0	0	0	0	0	0	0	0	0	0
	0	0	0	0								
2005	2	2	3	2	2	28	28	1	0	0	1	0
	0	0	0	0	0	0	0	0	0	0	0	0
	0	0	0	0								
2005	2	2	3	2	2	29	29	1	0	0	1	0
	0	0	0	0	0	0	0	0	0	0	0	0
	0	0	0	0								
2006	2	2	3	2	2	13	13	2	0	0	0	0
	0	0	0	0	0	0	0	0	2	0	0	0
	0	0	0	0								
2008	2	2	3	2	2	13	13	1	0	0	0	0
	0	0	0	0	0	0	0	0	1	0	0	0
	0	0	0	0								
2008	2	2	3	2	2	14	14	2	0	0	0	0
	0	0	0	0	0	0	0	0	2	0	0	0
	0	0	0	0								

2008	2000	2000	3000	2000	2000	260	260	1000	0000	0000	1000	0000
2008	2000	2000	3000	2000	2000	280	280	2000	0000	0000	2000	0000
2009	2000	2000	3000	2000	2000	370	370	1000	0000	0000	1000	0000
2010	2000	2000	3000	2000	2000	350	350	1000	0000	0000	1000	0000
2011	2000	2000	3000	2000	2000	290	290	4000	0000	0000	4000	0000
2011	2000	2000	3000	2000	2000	300	300	1000	0000	0000	1000	0000
2011	2000	2000	3000	2000	2000	310	310	2000	0000	0000	2000	0000
2011	2000	2000	3000	2000	2000	320	320	2000	0000	0000	2000	0000
2011	2000	2000	3000	2000	2000	330	330	2000	0000	0000	2000	0000
2011	2000	2000	3000	2000	2000	340	340	1000	0000	0000	1000	0000
2012	2000	2000	3000	2000	2000	190	190	2000	0000	0000	2000	0000
2012	2000	2000	3000	2000	2000	200	200	2000	0000	0000	2000	0000
2012	2000	2000	3000	2000	2000	210	210	2000	0000	0000	2000	0000
2012	2000	2000	3000	2000	2000	220	220	1000	0000	0000	1000	0000
2012	2000	2000	3000	2000	2000	240	240	2000	0000	0000	2000	0000
2012	2000	2000	3000	2000	2000	250	250	2000	0000	0000	2000	0000
2012	2000	2000	3000	2000	2000	260	260	1000	0000	0000	1000	0000
2012	2000	2000	3000	2000	2000	280	280	1000	0000	0000	1000	0000
2012	2000	2000	3000	2000	2000	300	300	1000	0000	0000	1000	0000

2013	2	2	3	2	2	14	14	2	0	0	2	0
	0	0	0	0	0	0	0	0	0	0	0	0
	0	0	0	0								
2013	2	2	3	2	2	15	15	2	0	0	2	0
	0	0	0	0	0	0	0	0	0	0	0	0
	0	0	0	0								
2013	2	2	3	2	2	16	16	10	0	0	10	0
	0	0	0	0	0	0	0	0	0	0	0	0
	0	0	0	0								
2013	2	2	3	2	2	17	17	6	0	0	6	0
	0	0	0	0	0	0	0	0	0	0	0	0
	0	0	0	0								
2013	2	2	3	2	2	18	18	7	0	0	7	0
	0	0	0	0	0	0	0	0	0	0	0	0
	0	0	0	0								
2013	2	2	3	2	2	19	19	6	0	0	6	0
	0	0	0	0	0	0	0	0	0	0	0	0
	0	0	0	0								
2013	2	2	3	2	2	20	20	7	0	0	7	0
	0	0	0	0	0	0	0	0	0	0	0	0
	0	0	0	0								
2013	2	2	3	2	2	21	21	6	0	0	6	0
	0	0	0	0	0	0	0	0	0	0	0	0
	0	0	0	0								
2013	2	2	3	2	2	22	22	10	0	0	10	0
	0	0	0	0	0	0	0	0	0	0	0	0
	0	0	0	0								
2013	2	2	3	2	2	23	23	12	0	0	12	0
	0	0	0	0	0	0	0	0	0	0	0	0
	0	0	0	0								
2013	2	2	3	2	2	24	24	7	0	0	7	0
	0	0	0	0	0	0	0	0	0	0	0	0
	0	0	0	0								
2013	2	2	3	2	2	25	25	7	0	0	7	0
	0	0	0	0	0	0	0	0	0	0	0	0
	0	0	0	0								
2013	2	2	3	2	2	26	26	6	0	0	6	0
	0	0	0	0	0	0	0	0	0	0	0	0
	0	0	0	0								
2013	2	2	3	2	2	27	27	1	0	0	1	0
	0	0	0	0	0	0	0	0	0	0	0	0
	0	0	0	0								
2013	2	2	3	2	2	32	32	1	0	0	1	0
	0	0	0	0	0	0	0	0	0	0	0	0
	0	0	0	0								
1991	1	3	3	2	2	8	8	1	0	0	0	0
	0	0	0	0	0	0	0	0	1	0	0	0
	0	0	0	0								
1991	1	3	3	2	2	9	9	1	0	0	1	0
	0	0	0	0	0	0	0	0	0	0	0	0
	0	0	0	0								
1991	1	3	3	2	2	13	13	1	0	0	1	0
	0	0	0	0	0	0	0	0	0	0	0	0
	0	0	0	0								
1991	2	3	3	2	2	6	6	1	0	0	0	0
	0	0	0	0	0	0	0	0	1	0	0	0
	0	0	0	0								

1991	2	3	3	2	2	8	8	1	0	0	1	0
	0	0	0	0	0	0	0	0	0	0	0	0
	0	0	0	0								
1991	2	3	3	2	2	9	9	2	0	0	0	0
	0	0	0	0	0	0	0	0	2	0	0	0
	0	0	0	0								
1991	2	3	3	2	2	10	10	2	0	0	1	0
	0	0	0	0	0	0	0	0	1	0	0	0
	0	0	0	0								
1991	2	3	3	2	2	11	11	2	0	0	1	0
	0	0	0	0	0	0	0	0	1	0	0	0
	0	0	0	0								
1991	2	3	3	2	2	12	12	9	0	0	8	0
	0	0	0	0	0	0	0	0	1	0	0	0
	0	0	0	0								
1991	2	3	3	2	2	13	13	21	0	0	14	0
	0	0	0	0	0	0	0	0	7	0	0	0
	0	0	0	0								
1991	2	3	3	2	2	14	14	35	0	0	26	0
	0	0	0	0	0	0	0	0	9	0	0	0
	0	0	0	0								
1991	2	3	3	2	2	15	15	29	0	0	26	0
	0	0	0	0	0	0	0	0	3	0	0	0
	0	0	0	0								
1991	2	3	3	2	2	16	16	25	0	0	25	0
	0	0	0	0	0	0	0	0	0	0	0	0
	0	0	0	0								
1991	2	3	3	2	2	17	17	10	0	0	10	0
	0	0	0	0	0	0	0	0	0	0	0	0
	0	0	0	0								
1991	2	3	3	2	2	18	18	5	0	0	5	0
	0	0	0	0	0	0	0	0	0	0	0	0
	0	0	0	0								
1991	2	3	3	2	2	19	19	3	0	0	3	0
	0	0	0	0	0	0	0	0	0	0	0	0
	0	0	0	0								
1991	2	3	3	2	2	21	21	1	0	0	1	0
	0	0	0	0	0	0	0	0	0	0	0	0
	0	0	0	0								
1991	2	3	3	2	2	27	27	1	0	0	1	0
	0	0	0	0	0	0	0	0	0	0	0	0
	0	0	0	0								
1992	1	3	3	2	2	6	6	2	0	0	2	0
	0	0	0	0	0	0	0	0	0	0	0	0
	0	0	0	0								
1992	1	3	3	2	2	7	7	1	0	0	1	0
	0	0	0	0	0	0	0	0	0	0	0	0
	0	0	0	0								
1992	1	3	3	2	2	8	8	5	0	0	2	0
	0	0	0	0	0	0	0	0	3	0	0	0
	0	0	0	0								
1992	1	3	3	2	2	9	9	6	0	0	3	0
	0	0	0	0	0	0	0	0	3	0	0	0
	0	0	0	0								
1992	1	3	3	2	2	10	10	4	0	0	1	0
	0	0	0	0	0	0	0	0	3	0	0	0
	0	0	0	0								

1992	1	3	3	2	2	11	11	3	0	0	1	0
	0	0	0	0	0	0	0	0	2	0	0	0
	0	0	0	0								
1992	1	3	3	2	2	12	12	14	0	0	8	0
	0	0	0	0	0	0	0	0	6	0	0	0
	0	0	0	0								
1992	1	3	3	2	2	13	13	4	0	0	4	0
	0	0	0	0	0	0	0	0	0	0	0	0
	0	0	0	0								
1992	1	3	3	2	2	14	14	5	0	0	5	0
	0	0	0	0	0	0	0	0	0	0	0	0
	0	0	0	0								
1992	1	3	3	2	2	15	15	8	0	0	8	0
	0	0	0	0	0	0	0	0	0	0	0	0
	0	0	0	0								
1992	1	3	3	2	2	16	16	2	0	0	2	0
	0	0	0	0	0	0	0	0	0	0	0	0
	0	0	0	0								
1992	1	3	3	2	2	17	17	1	0	0	1	0
	0	0	0	0	0	0	0	0	0	0	0	0
	0	0	0	0								
1992	1	3	3	2	2	18	18	2	0	0	2	0
	0	0	0	0	0	0	0	0	0	0	0	0
	0	0	0	0								
1992	1	3	3	2	2	19	19	1	0	0	1	0
	0	0	0	0	0	0	0	0	0	0	0	0
	0	0	0	0								
1992	1	3	3	2	2	20	20	1	0	0	1	0
	0	0	0	0	0	0	0	0	0	0	0	0
	0	0	0	0								
1992	1	3	3	2	2	21	21	1	0	0	1	0
	0	0	0	0	0	0	0	0	0	0	0	0
	0	0	0	0								
1992	1	3	3	2	2	23	23	1	0	0	1	0
	0	0	0	0	0	0	0	0	0	0	0	0
	0	0	0	0								
1992	2	3	3	2	2	5	5	1	0	0	1	0
	0	0	0	0	0	0	0	0	0	0	0	0
	0	0	0	0								
1992	2	3	3	2	2	6	6	1	0	0	1	0
	0	0	0	0	0	0	0	0	0	0	0	0
	0	0	0	0								
1992	2	3	3	2	2	10	10	1	0	0	0	0
	0	0	0	0	0	0	0	0	1	0	0	0
	0	0	0	0								
1992	2	3	3	2	2	11	11	1	0	0	0	0
	0	0	0	0	0	0	0	0	1	0	0	0
	0	0	0	0								
1992	2	3	3	2	2	12	12	5	0	0	2	0
	0	0	0	0	0	0	0	0	3	0	0	0
	0	0	0	0								
1993	1	3	3	2	2	4	4	4	0	0	2	0
	0	0	0	0	0	0	0	0	2	0	0	0
	0	0	0	0								
1993	1	3	3	2	2	5	5	4	0	0	4	0
	0	0	0	0	0	0	0	0	0	0	0	0
	0	0	0	0								

1993	1	3	3	2	2	6	6	13	0	0	8	0
	0	0	0	0	0	0	0	0	5	0	0	0
	0	0	0	0								
1993	1	3	3	2	2	7	7	6	0	0	6	0
	0	0	0	0	0	0	0	0	0	0	0	0
	0	0	0	0								
1993	1	3	3	2	2	8	8	12	0	0	10	0
	0	0	0	0	0	0	0	0	2	0	0	0
	0	0	0	0								
1993	1	3	3	2	2	9	9	18	0	0	12	0
	0	0	0	0	0	0	0	0	6	0	0	0
	0	0	0	0								
1993	1	3	3	2	2	10	10	19	0	0	7	0
	0	0	0	0	0	0	0	0	12	0	0	0
	0	0	0	0								
1993	1	3	3	2	2	11	11	17	0	0	6	0
	0	0	0	0	0	0	0	0	11	0	0	0
	0	0	0	0								
1993	1	3	3	2	2	12	12	23	0	0	11	0
	0	0	0	0	0	0	0	0	12	0	0	0
	0	0	0	0								
1993	1	3	3	2	2	13	13	16	0	0	9	0
	0	0	0	0	0	0	0	0	7	0	0	0
	0	0	0	0								
1993	1	3	3	2	2	14	14	12	0	0	12	0
	0	0	0	0	0	0	0	0	0	0	0	0
	0	0	0	0								
1993	1	3	3	2	2	15	15	5	0	0	5	0
	0	0	0	0	0	0	0	0	0	0	0	0
	0	0	0	0								
1993	1	3	3	2	2	16	16	1	0	0	1	0
	0	0	0	0	0	0	0	0	0	0	0	0
	0	0	0	0								
1993	2	3	3	2	2	5	5	1	0	0	0	0
	0	0	0	0	0	0	0	0	1	0	0	0
	0	0	0	0								
1993	2	3	3	2	2	8	8	3	0	0	0	0
	0	0	0	0	0	0	0	0	3	0	0	0
	0	0	0	0								
1993	2	3	3	2	2	9	9	2	0	0	1	0
	0	0	0	0	0	0	0	0	1	0	0	0
	0	0	0	0								
1993	2	3	3	2	2	10	10	3	0	0	1	0
	0	0	0	0	0	0	0	0	2	0	0	0
	0	0	0	0								
1994	2	3	3	2	2	9	9	5	0	0	0	0
	0	0	0	0	0	0	0	0	5	0	0	0
	0	0	0	0								
1994	2	3	3	2	2	10	10	3	0	0	2	0
	0	0	0	0	0	0	0	0	1	0	0	0
	0	0	0	0								
1994	2	3	3	2	2	11	11	1	0	0	0	0
	0	0	0	0	0	0	0	0	1	0	0	0
	0	0	0	0								
1995	1	3	3	2	2	11	11	2	0	0	0	0
	0	0	0	0	0	0	0	0	2	0	0	0
	0	0	0	0								

1995	1	3	3	2	2	12	12	2	0	0	0	0
	0	0	0	0	0	0	0	0	2	0	0	0
	0	0	0	0								
1995	1	3	3	2	2	13	13	2	0	0	0	0
	0	0	0	0	0	0	0	0	2	0	0	0
	0	0	0	0								
1995	1	3	3	2	2	15	15	1	0	0	1	0
	0	0	0	0	0	0	0	0	0	0	0	0
	0	0	0	0								
1995	1	3	3	2	2	16	16	1	0	0	1	0
	0	0	0	0	0	0	0	0	0	0	0	0
	0	0	0	0								
1995	2	3	3	2	2	9	9	1	0	0	0	0
	0	0	0	0	0	0	0	0	1	0	0	0
	0	0	0	0								
1995	2	3	3	2	2	10	10	1	0	0	0	0
	0	0	0	0	0	0	0	0	1	0	0	0
	0	0	0	0								
1995	2	3	3	2	2	12	12	7	0	0	0	0
	0	0	0	0	0	0	0	0	7	0	0	0
	0	0	0	0								
1995	2	3	3	2	2	13	13	5	0	0	0	0
	0	0	0	0	0	0	0	0	5	0	0	0
	0	0	0	0								
1995	2	3	3	2	2	15	15	4	0	0	3	0
	0	0	0	0	0	0	0	0	1	0	0	0
	0	0	0	0								
1995	2	3	3	2	2	16	16	1	0	0	1	0
	0	0	0	0	0	0	0	0	0	0	0	0
	0	0	0	0								
1995	2	3	3	2	2	18	18	1	0	0	1	0
	0	0	0	0	0	0	0	0	0	0	0	0
	0	0	0	0								
1995	2	3	3	2	2	19	19	2	0	0	2	0
	0	0	0	0	0	0	0	0	0	0	0	0
	0	0	0	0								
1995	2	3	3	2	2	20	20	8	0	0	8	0
	0	0	0	0	0	0	0	0	0	0	0	0
	0	0	0	0								
1995	2	3	3	2	2	21	21	2	0	0	2	0
	0	0	0	0	0	0	0	0	0	0	0	0
	0	0	0	0								
1995	2	3	3	2	2	22	22	3	0	0	3	0
	0	0	0	0	0	0	0	0	0	0	0	0
	0	0	0	0								
1995	2	3	3	2	2	23	23	2	0	0	2	0
	0	0	0	0	0	0	0	0	0	0	0	0
	0	0	0	0								
1995	2	3	3	2	2	27	27	3	0	0	3	0
	0	0	0	0	0	0	0	0	0	0	0	0
	0	0	0	0								
1996	1	3	3	2	2	7	7	2	0	0	0	0
	0	0	0	0	0	0	0	0	2	0	0	0
	0	0	0	0								
1996	1	3	3	2	2	9	9	2	0	0	1	0
	0	0	0	0	0	0	0	0	1	0	0	0
	0	0	0	0								

1996	1	3	3	2	2	13	13	1	0	0	0	0
	0	0	0	0	0	0	0	0	1	0	0	0
	0	0	0	0								
1996	1	3	3	2	2	14	14	1	0	0	0	0
	0	0	0	0	0	0	0	0	1	0	0	0
	0	0	0	0								
1996	1	3	3	2	2	20	20	2	0	0	2	0
	0	0	0	0	0	0	0	0	0	0	0	0
	0	0	0	0								
1996	1	3	3	2	2	22	22	2	0	0	2	0
	0	0	0	0	0	0	0	0	0	0	0	0
	0	0	0	0								
1996	1	3	3	2	2	23	23	1	0	0	1	0
	0	0	0	0	0	0	0	0	0	0	0	0
	0	0	0	0								
1996	1	3	3	2	2	25	25	1	0	0	1	0
	0	0	0	0	0	0	0	0	0	0	0	0
	0	0	0	0								
1996	1	3	3	2	2	27	27	1	0	0	1	0
	0	0	0	0	0	0	0	0	0	0	0	0
	0	0	0	0								
1996	2	3	3	2	2	3	3	1	0	0	1	0
	0	0	0	0	0	0	0	0	0	0	0	0
	0	0	0	0								
1996	2	3	3	2	2	4	4	6	0	0	5	0
	0	0	0	0	0	0	0	0	1	0	0	0
	0	0	0	0								
1996	2	3	3	2	2	6	6	1	0	0	1	0
	0	0	0	0	0	0	0	0	0	0	0	0
	0	0	0	0								
1996	2	3	3	2	2	7	7	2	0	0	2	0
	0	0	0	0	0	0	0	0	0	0	0	0
	0	0	0	0								
1996	2	3	3	2	2	10	10	5	0	0	0	0
	0	0	0	0	0	0	0	0	5	0	0	0
	0	0	0	0								
1996	2	3	3	2	2	11	11	2	0	0	0	0
	0	0	0	0	0	0	0	0	2	0	0	0
	0	0	0	0								
1996	2	3	3	2	2	12	12	1	0	0	0	0
	0	0	0	0	0	0	0	0	1	0	0	0
	0	0	0	0								
1996	2	3	3	2	2	13	13	4	0	0	1	0
	0	0	0	0	0	0	0	0	3	0	0	0
	0	0	0	0								
1996	2	3	3	2	2	14	14	5	0	0	2	0
	0	0	0	0	0	0	0	0	3	0	0	0
	0	0	0	0								
1996	2	3	3	2	2	15	15	1	0	0	1	0
	0	0	0	0	0	0	0	0	0	0	0	0
	0	0	0	0								
1996	2	3	3	2	2	16	16	3	0	0	3	0
	0	0	0	0	0	0	0	0	0	0	0	0
	0	0	0	0								
1996	2	3	3	2	2	17	17	1	0	0	1	0
	0	0	0	0	0	0	0	0	0	0	0	0
	0	0	0	0								

1996	2 0 0	3 0 0	3 0 0	2 0 0	2 0	19 0	19 0	3 0	0 0	0 0	3 0	0 0
1996	2 0 0	3 0 0	3 0 0	2 0 0	2 0	21 0	21 0	1 0	0 0	0 0	1 0	0 0
1996	2 0 0	3 0 0	3 0 0	2 0 0	2 0	23 0	23 0	1 0	0 0	0 0	1 0	0 0
1997	1 0 0	3 0 0	3 0 0	2 0 0	2 0	8 0	8 0	1 0	0 0	0 0	1 0	0 0
1997	1 0 0	3 0 0	3 0 0	2 0 0	2 0	9 0	9 0	2 0	0 0	0 0	2 0	0 0
1997	1 0 0	3 0 0	3 0 0	2 0 0	2 0	10 0	10 0	1 0	0 0	0 0	1 0	0 0
1997	1 0 0	3 0 0	3 0 0	2 0 0	2 0	12 0	12 0	1 0	0 1	0 0	0 0	0 0
1997	1 0 0	3 0 0	3 0 0	2 0 0	2 0	13 0	13 0	9 0	0 1	0 0	8 0	0 0
1997	1 0 0	3 0 0	3 0 0	2 0 0	2 0	14 0	14 0	11 0	0 2	0 0	9 0	0 0
1997	1 0 0	3 0 0	3 0 0	2 0 0	2 0	15 0	15 0	12 0	0 2	0 0	10 0	0 0
1997	1 0 0	3 0 0	3 0 0	2 0 0	2 0	16 0	16 0	3 0	0 0	0 0	3 0	0 0
1997	1 0 0	3 0 0	3 0 0	2 0 0	2 0	17 0	17 0	6 0	0 0	0 0	6 0	0 0
1997	1 0 0	3 0 0	3 0 0	2 0 0	2 0	18 0	18 0	2 0	0 0	0 0	2 0	0 0
1997	1 0 0	3 0 0	3 0 0	2 0 0	2 0	19 0	19 0	3 0	0 0	0 0	3 0	0 0
1997	1 0 0	3 0 0	3 0 0	2 0 0	2 0	20 0	20 0	1 0	0 0	0 0	1 0	0 0
1997	1 0 0	3 0 0	3 0 0	2 0 0	2 0	21 0	21 0	2 0	0 0	0 0	2 0	0 0
1997	1 0 0	3 0 0	3 0 0	2 0 0	2 0	24 0	24 0	1 0	0 0	0 0	1 0	0 0
1997	1 0 0	3 0 0	3 0 0	2 0 0	2 0	25 0	25 0	1 0	0 0	0 0	1 0	0 0
1997	1 0 0	3 0 0	3 0 0	2 0 0	2 0	26 0	26 0	1 0	0 0	0 0	1 0	0 0

1997	1 0 0	3 0 0	3 0 0	2 0 0	2 0	27 0	27 0	1 0	0 0	0 0	1 0	0 0
1997	1 0 0	3 0 0	3 0 0	2 0 0	2 0	29 0	29 0	2 0	0 0	0 0	2 0	0 0
1997	2 0 0	3 0 0	3 0 0	2 0 0	2 0	7 0	7 0	2 0	0 2	0 0	0 0	0 0
1997	2 0 0	3 0 0	3 0 0	2 0 0	2 0	8 0	8 0	5 0	0 2	0 0	3 0	0 0
1997	2 0 0	3 0 0	3 0 0	2 0 0	2 0	9 0	9 0	8 0	0 5	0 0	3 0	0 0
1997	2 0 0	3 0 0	3 0 0	2 0 0	2 0	10 0	10 0	6 0	0 3	0 0	3 0	0 0
1997	2 0 0	3 0 0	3 0 0	2 0 0	2 0	11 0	11 0	3 0	0 2	0 0	1 0	0 0
1997	2 0 0	3 0 0	3 0 0	2 0 0	2 0	12 0	12 0	1 0	0 1	0 0	0 0	0 0
1997	2 0 0	3 0 0	3 0 0	2 0 0	2 0	13 0	13 0	6 0	0 1	0 0	5 0	0 0
1997	2 0 0	3 0 0	3 0 0	2 0 0	2 0	14 0	14 0	5 0	0 0	0 0	5 0	0 0
1997	2 0 0	3 0 0	3 0 0	2 0 0	2 0	15 0	15 0	2 0	0 1	0 0	1 0	0 0
1997	2 0 0	3 0 0	3 0 0	2 0 0	2 0	16 0	16 0	2 0	0 0	0 0	2 0	0 0
1997	2 0 0	3 0 0	3 0 0	2 0 0	2 0	18 0	18 0	3 0	0 0	0 0	3 0	0 0
1997	2 0 0	3 0 0	3 0 0	2 0 0	2 0	19 0	19 0	2 0	0 0	0 0	2 0	0 0
1997	2 0 0	3 0 0	3 0 0	2 0 0	2 0	20 0	20 0	1 0	0 0	0 0	1 0	0 0
1998	1 0 0	3 0 0	3 0 0	2 0 0	2 0	11 0	11 0	1 0	0 1	0 0	0 0	0 0
1998	1 0 0	3 0 0	3 0 0	2 0 0	2 0	12 0	12 0	1 0	0 0	0 0	1 0	0 0
1998	1 0 0	3 0 0	3 0 0	2 0 0	2 0	13 0	13 0	1 0	0 1	0 0	0 0	0 0
1998	1 0 0	3 0 0	3 0 0	2 0 0	2 0	15 0	15 0	1 0	0 0	0 0	1 0	0 0

1998	2 0 0	3 0 0	3 0 0	2 0 0	2 0	5 0	5 0	1 0	0 0	0 0	1 0	0 0
1998	2 0 0	3 0 0	3 0 0	2 0 0	2 0	8 0	8 0	6 0	0 0	0 0	6 0	0 0
1998	2 0 0	3 0 0	3 0 0	2 0 0	2 0	9 0	9 0	3 0	0 1	0 0	2 0	0 0
1998	2 0 0	3 0 0	3 0 0	2 0 0	2 0	10 0	10 0	7 0	0 3	0 0	4 0	0 0
1998	2 0 0	3 0 0	3 0 0	2 0 0	2 0	11 0	11 0	6 0	0 3	0 0	3 0	0 0
1998	2 0 0	3 0 0	3 0 0	2 0 0	2 0	12 0	12 0	6 0	0 4	0 0	2 0	0 0
1998	2 0 0	3 0 0	3 0 0	2 0 0	2 0	13 0	13 0	9 0	0 3	0 0	6 0	0 0
1998	2 0 0	3 0 0	3 0 0	2 0 0	2 0	14 0	14 0	10 0	0 3	0 0	7 0	0 0
1998	2 0 0	3 0 0	3 0 0	2 0 0	2 0	15 0	15 0	14 0	0 4	0 0	10 0	0 0
1998	2 0 0	3 0 0	3 0 0	2 0 0	2 0	16 0	16 0	11 0	0 1	0 0	10 0	0 0
1998	2 0 0	3 0 0	3 0 0	2 0 0	2 0	17 0	17 0	9 0	0 0	0 0	9 0	0 0
1998	2 0 0	3 0 0	3 0 0	2 0 0	2 0	18 0	18 0	3 0	0 0	0 0	3 0	0 0
1998	2 0 0	3 0 0	3 0 0	2 0 0	2 0	19 0	19 0	4 0	0 0	0 0	4 0	0 0
1998	2 0 0	3 0 0	3 0 0	2 0 0	2 0	20 0	20 0	2 0	0 0	0 0	2 0	0 0
1998	2 0 0	3 0 0	3 0 0	2 0 0	2 0	25 0	25 0	1 0	0 0	0 0	1 0	0 0
1998	2 0 0	3 0 0	3 0 0	2 0 0	2 0	26 0	26 0	1 0	0 0	0 0	1 0	0 0
1999	1 0 0	3 0 0	3 0 0	2 0 0	2 0	8 0	8 0	1 0	0 1	0 0	0 0	0 0
1999	1 0 0	3 0 0	3 0 0	2 0 0	2 0	9 0	9 0	2 0	0 2	0 0	0 0	0 0
1999	1 0 0	3 0 0	3 0 0	2 0 0	2 0	10 0	10 0	6 0	0 2	0 0	4 0	0 0

1999	1	3	3	2	2	11	11	5	0	0	3	0
	0	0	0	0	0	0	0	0	2	0	0	0
	0	0	0	0								
1999	1	3	3	2	2	12	12	7	0	0	6	0
	0	0	0	0	0	0	0	0	1	0	0	0
	0	0	0	0								
1999	1	3	3	2	2	13	13	6	0	0	4	0
	0	0	0	0	0	0	0	0	2	0	0	0
	0	0	0	0								
1999	1	3	3	2	2	14	14	5	0	0	4	0
	0	0	0	0	0	0	0	0	1	0	0	0
	0	0	0	0								
1999	1	3	3	2	2	15	15	4	0	0	4	0
	0	0	0	0	0	0	0	0	0	0	0	0
	0	0	0	0								
1999	1	3	3	2	2	16	16	5	0	0	5	0
	0	0	0	0	0	0	0	0	0	0	0	0
	0	0	0	0								
1999	1	3	3	2	2	17	17	4	0	0	4	0
	0	0	0	0	0	0	0	0	0	0	0	0
	0	0	0	0								
1999	1	3	3	2	2	18	18	3	0	0	3	0
	0	0	0	0	0	0	0	0	0	0	0	0
	0	0	0	0								
1999	1	3	3	2	2	19	19	1	0	0	1	0
	0	0	0	0	0	0	0	0	0	0	0	0
	0	0	0	0								
1999	2	3	3	2	2	6	6	2	0	0	2	0
	0	0	0	0	0	0	0	0	0	0	0	0
	0	0	0	0								
1999	2	3	3	2	2	8	8	2	0	0	1	0
	0	0	0	0	0	0	0	0	1	0	0	0
	0	0	0	0								
1999	2	3	3	2	2	9	9	2	0	0	1	0
	0	0	0	0	0	0	0	0	1	0	0	0
	0	0	0	0								
1999	2	3	3	2	2	10	10	2	0	0	2	0
	0	0	0	0	0	0	0	0	0	0	0	0
	0	0	0	0								
1999	2	3	3	2	2	11	11	2	0	0	2	0
	0	0	0	0	0	0	0	0	0	0	0	0
	0	0	0	0								
1999	2	3	3	2	2	12	12	3	0	0	1	0
	0	0	0	0	0	0	0	0	2	0	0	0
	0	0	0	0								
1999	2	3	3	2	2	13	13	6	0	0	2	0
	0	0	0	0	0	0	0	0	4	0	0	0
	0	0	0	0								
1999	2	3	3	2	2	14	14	6	0	0	5	0
	0	0	0	0	0	0	0	0	1	0	0	0
	0	0	0	0								
1999	2	3	3	2	2	15	15	2	0	0	2	0
	0	0	0	0	0	0	0	0	0	0	0	0
	0	0	0	0								
1999	2	3	3	2	2	16	16	6	0	0	5	0
	0	0	0	0	0	0	0	0	1	0	0	0
	0	0	0	0								

1999	2 0 0	3 0 0	3 0 0	2 0 0	2 0	17 0	17 0	1 0	0 0	0 0	1 0	0 0
1999	2 0 0	3 0 0	3 0 0	2 0 0	2 0	18 0	18 0	4 0	0 0	0 0	4 0	0 0
1999	2 0 0	3 0 0	3 0 0	2 0 0	2 0	19 0	19 0	1 0	0 0	0 0	1 0	0 0
1999	2 0 0	3 0 0	3 0 0	2 0 0	2 0	20 0	20 0	3 0	0 0	0 0	3 0	0 0
1999	2 0 0	3 0 0	3 0 0	2 0 0	2 0	21 0	21 0	3 0	0 0	0 0	3 0	0 0
1999	2 0 0	3 0 0	3 0 0	2 0 0	2 0	25 0	25 0	1 0	0 0	0 0	1 0	0 0
2000	1 0 0	3 0 0	3 0 0	2 0 0	2 0	15 0	15 0	1 0	0 0	0 0	1 0	0 0
2000	1 0 0	3 0 0	3 0 0	2 0 0	2 0	18 0	18 0	1 0	0 0	0 0	1 0	0 0
2000	1 0 0	3 0 0	3 0 0	2 0 0	2 0	20 0	20 0	1 0	0 0	0 0	1 0	0 0
2000	1 0 0	3 0 0	3 0 0	2 0 0	2 0	24 0	24 0	1 0	0 0	0 0	1 0	0 0
2000	1 0 0	3 0 0	3 0 0	2 0 0	2 0	25 0	25 0	1 0	0 0	0 0	1 0	0 0
2000	2 0 0	3 0 0	3 0 0	2 0 0	2 0	8 0	8 0	1 0	0 1	0 0	0 0	0 0
2000	2 0 0	3 0 0	3 0 0	2 0 0	2 0	9 0	9 0	6 0	0 4	0 0	2 0	0 0
2000	2 0 0	3 0 0	3 0 0	2 0 0	2 0	10 0	10 0	1 0	0 0	0 0	1 0	0 0
2000	2 0 0	3 0 0	3 0 0	2 0 0	2 0	11 0	11 0	4 0	0 0	0 0	4 0	0 0
2000	2 0 0	3 0 0	3 0 0	2 0 0	2 0	12 0	12 0	4 0	0 2	0 0	2 0	0 0
2000	2 0 0	3 0 0	3 0 0	2 0 0	2 0	13 0	13 0	1 0	0 0	0 0	1 0	0 0
2000	2 0 0	3 0 0	3 0 0	2 0 0	2 0	15 0	15 0	2 0	0 0	0 0	2 0	0 0
2000	2 0 0	3 0 0	3 0 0	2 0 0	2 0	16 0	16 0	3 0	0 1	0 0	2 0	0 0

2000	2 0 0	3 0 0	3 0 0	2 0 0	2 0	17 0	17 0	1 0	0 0	0 0	1 0	0 0
2000	2 0 0	3 0 0	3 0 0	2 0 0	2 0	20 0	20 0	1 0	0 0	0 0	1 0	0 0
2000	2 0 0	3 0 0	3 0 0	2 0 0	2 0	21 0	21 0	1 0	0 0	0 0	1 0	0 0
2000	2 0 0	3 0 0	3 0 0	2 0 0	2 0	22 0	22 0	1 0	0 0	0 0	1 0	0 0
2000	2 0 0	3 0 0	3 0 0	2 0 0	2 0	24 0	24 0	1 0	0 0	0 0	1 0	0 0
2000	2 0 0	3 0 0	3 0 0	2 0 0	2 0	26 0	26 0	1 0	0 0	0 0	1 0	0 0
2000	2 0 0	3 0 0	3 0 0	2 0 0	2 0	32 0	32 0	1 0	0 0	0 0	1 0	0 0
2000	2 0 0	3 0 0	3 0 0	2 0 0	2 0	35 0	35 0	1 0	0 0	0 0	1 0	0 0
2001	1 0 0	3 0 0	3 0 0	2 0 0	2 0	11 0	11 0	2 0	0 2	0 0	0 0	0 0
2001	1 0 0	3 0 0	3 0 0	2 0 0	2 0	12 0	12 0	5 0	0 3	0 0	2 0	0 0
2001	1 0 0	3 0 0	3 0 0	2 0 0	2 0	13 0	13 0	3 0	0 2	0 0	1 0	0 0
2001	1 0 0	3 0 0	3 0 0	2 0 0	2 0	14 0	14 0	2 0	0 0	0 0	2 0	0 0
2001	1 0 0	3 0 0	3 0 0	2 0 0	2 0	16 0	16 0	1 0	0 0	0 0	1 0	0 0
2001	1 0 0	3 0 0	3 0 0	2 0 0	2 0	17 0	17 0	1 0	0 0	0 0	1 0	0 0
2001	2 0 0	3 0 0	3 0 0	2 0 0	2 0	9 0	9 0	2 0	0 1	0 0	1 0	0 0
2001	2 0 0	3 0 0	3 0 0	2 0 0	2 0	11 0	11 0	2 0	0 1	0 0	1 0	0 0
2001	2 0 0	3 0 0	3 0 0	2 0 0	2 0	12 0	12 0	1 0	0 1	0 0	0 0	0 0
2001	2 0 0	3 0 0	3 0 0	2 0 0	2 0	13 0	13 0	3 0	0 0	0 0	3 0	0 0
2001	2 0 0	3 0 0	3 0 0	2 0 0	2 0	14 0	14 0	1 0	0 1	0 0	0 0	0 0

2001	2 0 0	3 0 0	3 0 0	2 0 0	2 0	16 0	16 0	3 0	0 0	0 0	3 0	0 0
2001	2 0 0	3 0 0	3 0 0	2 0 0	2 0	17 0	17 0	3 0	0 0	0 0	3 0	0 0
2001	2 0 0	3 0 0	3 0 0	2 0 0	2 0	18 0	18 0	4 0	0 0	0 0	4 0	0 0
2001	2 0 0	3 0 0	3 0 0	2 0 0	2 0	20 0	20 0	1 0	0 0	0 0	1 0	0 0
2001	2 0 0	3 0 0	3 0 0	2 0 0	2 0	21 0	21 0	1 0	0 0	0 0	1 0	0 0
2002	1 0 0	3 0 0	3 0 0	2 0 0	2 0	6 0	6 0	2 0	0 0	0 0	2 0	0 0
2002	1 0 0	3 0 0	3 0 0	2 0 0	2 0	7 0	7 0	2 0	0 1	0 0	1 0	0 0
2002	1 0 0	3 0 0	3 0 0	2 0 0	2 0	9 0	9 0	1 0	0 0	0 0	1 0	0 0
2002	1 0 0	3 0 0	3 0 0	2 0 0	2 0	11 0	11 0	3 0	0 1	0 0	2 0	0 0
2002	1 0 0	3 0 0	3 0 0	2 0 0	2 0	12 0	12 0	7 0	0 2	0 0	5 0	0 0
2002	1 0 0	3 0 0	3 0 0	2 0 0	2 0	13 0	13 0	1 0	0 0	0 0	1 0	0 0
2002	2 0 0	3 0 0	3 0 0	2 0 0	2 0	7 0	7 0	2 0	0 0	0 0	2 0	0 0
2002	2 0 0	3 0 0	3 0 0	2 0 0	2 0	8 0	8 0	2 0	0 0	0 0	2 0	0 0
2002	2 0 0	3 0 0	3 0 0	2 0 0	2 0	10 0	10 0	2 0	0 0	0 0	2 0	0 0
2002	2 0 0	3 0 0	3 0 0	2 0 0	2 0	11 0	11 0	1 0	0 0	0 0	1 0	0 0
2002	2 0 0	3 0 0	3 0 0	2 0 0	2 0	12 0	12 0	8 0	0 6	0 0	2 0	0 0
2002	2 0 0	3 0 0	3 0 0	2 0 0	2 0	13 0	13 0	3 0	0 3	0 0	0 0	0 0
2002	2 0 0	3 0 0	3 0 0	2 0 0	2 0	34 0	34 0	1 0	0 0	0 0	1 0	0 0
2003	2 0 0	3 0 0	3 0 0	2 0 0	2 0	20 0	20 0	1 0	0 0	0 0	1 0	0 0

2003	2	3	3	2	2	22	22	1	0	0	1	0
	0	0	0	0	0	0	0	0	0	0	0	0
	0	0	0	0								
2003	2	3	3	2	2	23	23	1	0	0	1	0
	0	0	0	0	0	0	0	0	0	0	0	0
	0	0	0	0								
2003	2	3	3	2	2	28	28	1	0	0	1	0
	0	0	0	0	0	0	0	0	0	0	0	0
	0	0	0	0								
2004	1	3	3	2	2	14	14	2	0	0	2	0
	0	0	0	0	0	0	0	0	0	0	0	0
	0	0	0	0								
2004	1	3	3	2	2	15	15	1	0	0	1	0
	0	0	0	0	0	0	0	0	0	0	0	0
	0	0	0	0								
2004	1	3	3	2	2	16	16	1	0	0	1	0
	0	0	0	0	0	0	0	0	0	0	0	0
	0	0	0	0								
2004	1	3	3	2	2	32	32	1	0	0	1	0
	0	0	0	0	0	0	0	0	0	0	0	0
	0	0	0	0								
2004	2	3	3	2	2	9	9	1	0	0	1	0
	0	0	0	0	0	0	0	0	0	0	0	0
	0	0	0	0								
2004	2	3	3	2	2	10	10	10	0	0	8	0
	0	0	0	0	0	0	0	0	2	0	0	0
	0	0	0	0								
2004	2	3	3	2	2	11	11	8	0	0	5	0
	0	0	0	0	0	0	0	0	3	0	0	0
	0	0	0	0								
2004	2	3	3	2	2	12	12	3	0	0	1	0
	0	0	0	0	0	0	0	0	2	0	0	0
	0	0	0	0								
2004	2	3	3	2	2	26	26	1	0	0	1	0
	0	0	0	0	0	0	0	0	0	0	0	0
	0	0	0	0								
2004	2	3	3	2	2	27	27	1	0	0	1	0
	0	0	0	0	0	0	0	0	0	0	0	0
	0	0	0	0								
2005	1	3	3	2	2	7	7	1	0	0	1	0
	0	0	0	0	0	0	0	0	0	0	0	0
	0	0	0	0								
2005	1	3	3	2	2	10	10	1	0	0	1	0
	0	0	0	0	0	0	0	0	0	0	0	0
	0	0	0	0								
2005	1	3	3	2	2	11	11	2	0	0	2	0
	0	0	0	0	0	0	0	0	0	0	0	0
	0	0	0	0								
2005	1	3	3	2	2	12	12	3	0	0	3	0
	0	0	0	0	0	0	0	0	0	0	0	0
	0	0	0	0								
2005	1	3	3	2	2	13	13	1	0	0	1	0
	0	0	0	0	0	0	0	0	0	0	0	0
	0	0	0	0								
2005	1	3	3	2	2	17	17	1	0	0	1	0
	0	0	0	0	0	0	0	0	0	0	0	0
	0	0	0	0								

2005	1 0 0	3 0 0	3 0 0	2 0 0	2 0	36 0	36 0	1 0	0 0	0 0	1 0	0 0
2005	2 0 0	3 0 0	3 0 0	2 0 0	2 0	9 0	9 0	1 0	0 0	0 0	1 0	0 0
2005	2 0 0	3 0 0	3 0 0	2 0 0	2 0	10 0	10 0	3 0	0 0	0 0	3 0	0 0
2005	2 0 0	3 0 0	3 0 0	2 0 0	2 0	11 0	11 0	2 0	0 0	0 0	2 0	0 0
2005	2 0 0	3 0 0	3 0 0	2 0 0	2 0	12 0	12 0	4 0	0 0	0 0	4 0	0 0
2005	2 0 0	3 0 0	3 0 0	2 0 0	2 0	13 0	13 0	1 0	0 0	0 0	1 0	0 0
2005	2 0 0	3 0 0	3 0 0	2 0 0	2 0	18 0	18 0	1 0	0 0	0 0	1 0	0 0
2005	2 0 0	3 0 0	3 0 0	2 0 0	2 0	21 0	21 0	2 0	0 0	0 0	2 0	0 0
2005	2 0 0	3 0 0	3 0 0	2 0 0	2 0	22 0	22 0	1 0	0 0	0 0	1 0	0 0
2005	2 0 0	3 0 0	3 0 0	2 0 0	2 0	33 0	33 0	1 0	0 0	0 0	1 0	0 0
2006	1 0 0	3 0 0	3 0 0	2 0 0	2 0	14 0	14 0	1 0	0 0	0 0	1 0	0 0
2006	2 0 0	3 0 0	3 0 0	2 0 0	2 0	10 0	10 0	1 0	0 0	0 0	1 0	0 0
2006	2 0 0	3 0 0	3 0 0	2 0 0	2 0	11 0	11 0	1 0	0 0	0 0	1 0	0 0
2006	2 0 0	3 0 0	3 0 0	2 0 0	2 0	13 0	13 0	4 0	0 0	0 0	4 0	0 0
2006	2 0 0	3 0 0	3 0 0	2 0 0	2 0	14 0	14 0	4 0	0 0	0 0	4 0	0 0
2006	2 0 0	3 0 0	3 0 0	2 0 0	2 0	16 0	16 0	1 0	0 0	0 0	1 0	0 0
2006	2 0 0	3 0 0	3 0 0	2 0 0	2 0	19 0	19 0	1 0	0 0	0 0	1 0	0 0
2006	2 0 0	3 0 0	3 0 0	2 0 0	2 0	30 0	30 0	1 0	0 0	0 0	1 0	0 0
2007	2 0 0	3 0 0	3 0 0	2 0 0	2 0	14 0	14 0	6 0	0 0	0 0	6 0	0 0

2007	2	3	3	2	2	15	15	6	0	0	6	0
	0	0	0	0	0	0	0	0	0	0	0	0
	0	0	0	0								
2007	2	3	3	2	2	16	16	12	0	0	12	0
	0	0	0	0	0	0	0	0	0	0	0	0
	0	0	0	0								
2007	2	3	3	2	2	17	17	13	0	0	13	0
	0	0	0	0	0	0	0	0	0	0	0	0
	0	0	0	0								
2007	2	3	3	2	2	18	18	5	0	0	5	0
	0	0	0	0	0	0	0	0	0	0	0	0
	0	0	0	0								
2007	2	3	3	2	2	19	19	6	0	0	6	0
	0	0	0	0	0	0	0	0	0	0	0	0
	0	0	0	0								
2007	2	3	3	2	2	20	20	15	0	0	15	0
	0	0	0	0	0	0	0	0	0	0	0	0
	0	0	0	0								
2007	2	3	3	2	2	21	21	1	0	0	1	0
	0	0	0	0	0	0	0	0	0	0	0	0
	0	0	0	0								
2007	2	3	3	2	2	22	22	6	0	0	6	0
	0	0	0	0	0	0	0	0	0	0	0	0
	0	0	0	0								
2007	2	3	3	2	2	23	23	3	0	0	3	0
	0	0	0	0	0	0	0	0	0	0	0	0
	0	0	0	0								
2007	2	3	3	2	2	25	25	2	0	0	2	0
	0	0	0	0	0	0	0	0	0	0	0	0
	0	0	0	0								
2007	2	3	3	2	2	31	31	1	0	0	1	0
	0	0	0	0	0	0	0	0	0	0	0	0
	0	0	0	0								
2008	1	3	3	2	2	14	14	10	0	0	10	0
	0	0	0	0	0	0	0	0	0	0	0	0
	0	0	0	0								
2008	1	3	3	2	2	15	15	9	0	0	9	0
	0	0	0	0	0	0	0	0	0	0	0	0
	0	0	0	0								
2008	1	3	3	2	2	16	16	2	0	0	2	0
	0	0	0	0	0	0	0	0	0	0	0	0
	0	0	0	0								
2008	1	3	3	2	2	17	17	11	0	0	11	0
	0	0	0	0	0	0	0	0	0	0	0	0
	0	0	0	0								
2008	1	3	3	2	2	18	18	9	0	0	9	0
	0	0	0	0	0	0	0	0	0	0	0	0
	0	0	0	0								
2008	1	3	3	2	2	19	19	10	0	0	10	0
	0	0	0	0	0	0	0	0	0	0	0	0
	0	0	0	0								
2008	1	3	3	2	2	20	20	9	0	0	9	0
	0	0	0	0	0	0	0	0	0	0	0	0
	0	0	0	0								
2008	1	3	3	2	2	21	21	3	0	0	3	0
	0	0	0	0	0	0	0	0	0	0	0	0
	0	0	0	0								

2008	1 0 0	3 0 0	3 0 0	2 0 0	2 0	22 0	22 0	2 0	0 0	0 0	2 0	0 0
2008	1 0 0	3 0 0	3 0 0	2 0 0	2 0	23 0	23 0	2 0	0 0	0 0	2 0	0 0
2008	1 0 0	3 0 0	3 0 0	2 0 0	2 0	24 0	24 0	2 0	0 0	0 0	2 0	0 0
2008	1 0 0	3 0 0	3 0 0	2 0 0	2 0	25 0	25 0	1 0	0 0	0 0	1 0	0 0
2008	1 0 0	3 0 0	3 0 0	2 0 0	2 0	28 0	28 0	1 0	0 0	0 0	1 0	0 0
2008	1 0 0	3 0 0	3 0 0	2 0 0	2 0	36 0	36 0	1 0	0 0	0 0	1 0	0 0
2008	2 0 0	3 0 0	3 0 0	2 0 0	2 0	8 0	8 0	5 0	0 1	0 0	4 0	0 0
2008	2 0 0	3 0 0	3 0 0	2 0 0	2 0	9 0	9 0	10 0	0 6	0 0	4 0	0 0
2008	2 0 0	3 0 0	3 0 0	2 0 0	2 0	10 0	10 0	4 0	0 3	0 0	1 0	0 0
2008	2 0 0	3 0 0	3 0 0	2 0 0	2 0	11 0	11 0	2 0	0 1	0 0	1 0	0 0
2008	2 0 0	3 0 0	3 0 0	2 0 0	2 0	14 0	14 0	2 0	0 0	0 0	2 0	0 0
2008	2 0 0	3 0 0	3 0 0	2 0 0	2 0	15 0	15 0	7 0	0 0	0 0	7 0	0 0
2008	2 0 0	3 0 0	3 0 0	2 0 0	2 0	16 0	16 0	7 0	0 0	0 0	7 0	0 0
2008	2 0 0	3 0 0	3 0 0	2 0 0	2 0	17 0	17 0	4 0	0 0	0 0	4 0	0 0
2008	2 0 0	3 0 0	3 0 0	2 0 0	2 0	18 0	18 0	3 0	0 0	0 0	3 0	0 0
2008	2 0 0	3 0 0	3 0 0	2 0 0	2 0	19 0	19 0	2 0	0 0	0 0	2 0	0 0
2008	2 0 0	3 0 0	3 0 0	2 0 0	2 0	20 0	20 0	2 0	0 0	0 0	2 0	0 0
2008	2 0 0	3 0 0	3 0 0	2 0 0	2 0	21 0	21 0	2 0	0 0	0 0	2 0	0 0
2008	2 0 0	3 0 0	3 0 0	2 0 0	2 0	23 0	23 0	1 0	0 0	0 0	1 0	0 0

2008	2 0 0	3 0 0	3 0 0	2 0 0	2 0	28 0	28 0	1 0	0 0	0 0	1 0	0 0
2009	1 0 0	3 0 0	3 0 0	2 0 0	2 0	14 0	14 0	3 0	0 0	0 0	3 0	0 0
2009	1 0 0	3 0 0	3 0 0	2 0 0	2 0	15 0	15 0	12 0	0 0	0 0	12 0	0 0
2009	1 0 0	3 0 0	3 0 0	2 0 0	2 0	16 0	16 0	6 0	0 0	0 0	6 0	0 0
2009	1 0 0	3 0 0	3 0 0	2 0 0	2 0	17 0	17 0	11 0	0 0	0 0	11 0	0 0
2009	1 0 0	3 0 0	3 0 0	2 0 0	2 0	18 0	18 0	8 0	0 0	0 0	8 0	0 0
2009	1 0 0	3 0 0	3 0 0	2 0 0	2 0	19 0	19 0	11 0	0 0	0 0	11 0	0 0
2009	1 0 0	3 0 0	3 0 0	2 0 0	2 0	20 0	20 0	9 0	0 0	0 0	9 0	0 0
2009	1 0 0	3 0 0	3 0 0	2 0 0	2 0	21 0	21 0	5 0	0 0	0 0	5 0	0 0
2009	1 0 0	3 0 0	3 0 0	2 0 0	2 0	22 0	22 0	4 0	0 0	0 0	4 0	0 0
2009	1 0 0	3 0 0	3 0 0	2 0 0	2 0	23 0	23 0	6 0	0 0	0 0	6 0	0 0
2009	1 0 0	3 0 0	3 0 0	2 0 0	2 0	24 0	24 0	2 0	0 0	0 0	2 0	0 0
2009	1 0 0	3 0 0	3 0 0	2 0 0	2 0	25 0	25 0	1 0	0 0	0 0	1 0	0 0
2009	1 0 0	3 0 0	3 0 0	2 0 0	2 0	26 0	26 0	2 0	0 0	0 0	2 0	0 0
2009	1 0 0	3 0 0	3 0 0	2 0 0	2 0	27 0	27 0	3 0	0 0	0 0	3 0	0 0
2009	1 0 0	3 0 0	3 0 0	2 0 0	2 0	29 0	29 0	1 0	0 0	0 0	1 0	0 0
2009	1 0 0	3 0 0	3 0 0	2 0 0	2 0	30 0	30 0	1 0	0 0	0 0	1 0	0 0
2009	2 0 0	3 0 0	3 0 0	2 0 0	2 0	23 0	23 0	1 0	0 0	0 0	1 0	0 0
2009	2 0 0	3 0 0	3 0 0	2 0 0	2 0	24 0	24 0	1 0	0 0	0 0	1 0	0 0

2009	2 0 0	3 0 0	3 0 0	2 0 0	2 0	25 0	25 0	1 0	0 0	0 0	1 0	0 0
2009	2 0 0	3 0 0	3 0 0	2 0 0	2 0	26 0	26 0	1 0	0 0	0 0	1 0	0 0
2009	2 0 0	3 0 0	3 0 0	2 0 0	2 0	27 0	27 0	2 0	0 0	0 0	2 0	0 0
2009	2 0 0	3 0 0	3 0 0	2 0 0	2 0	32 0	32 0	1 0	0 0	0 0	1 0	0 0
2009	2 0 0	3 0 0	3 0 0	2 0 0	2 0	36 0	36 0	1 0	0 0	0 0	1 0	0 0
2010	1 0 0	3 0 0	3 0 0	2 0 0	2 0	15 0	15 0	1 0	0 0	0 0	1 0	0 0
2010	1 0 0	3 0 0	3 0 0	2 0 0	2 0	17 0	17 0	2 0	0 0	0 0	2 0	0 0
2010	1 0 0	3 0 0	3 0 0	2 0 0	2 0	18 0	18 0	1 0	0 0	0 0	1 0	0 0
2010	1 0 0	3 0 0	3 0 0	2 0 0	2 0	19 0	19 0	4 0	0 0	0 0	4 0	0 0
2010	1 0 0	3 0 0	3 0 0	2 0 0	2 0	20 0	20 0	1 0	0 0	0 0	1 0	0 0
2010	1 0 0	3 0 0	3 0 0	2 0 0	2 0	21 0	21 0	1 0	0 0	0 0	1 0	0 0
2010	1 0 0	3 0 0	3 0 0	2 0 0	2 0	23 0	23 0	2 0	0 0	0 0	2 0	0 0
2010	1 0 0	3 0 0	3 0 0	2 0 0	2 0	24 0	24 0	2 0	0 0	0 0	2 0	0 0
2010	1 0 0	3 0 0	3 0 0	2 0 0	2 0	25 0	25 0	1 0	0 0	0 0	1 0	0 0
2010	1 0 0	3 0 0	3 0 0	2 0 0	2 0	26 0	26 0	1 0	0 0	0 0	1 0	0 0
2010	1 0 0	3 0 0	3 0 0	2 0 0	2 0	31 0	31 0	1 0	0 0	0 0	1 0	0 0
2011	1 0 0	3 0 0	3 0 0	2 0 0	2 0	14 0	14 0	2 0	0 0	0 0	2 0	0 0
2011	1 0 0	3 0 0	3 0 0	2 0 0	2 0	15 0	15 0	1 0	0 0	0 0	1 0	0 0
2011	1 0 0	3 0 0	3 0 0	2 0 0	2 0	16 0	16 0	3 0	0 1	0 0	2 0	0 0

2011	1	3	3	2	2	17	17	3	0	0	3	0
	0	0	0	0	0	0	0	0	0	0	0	0
	0	0	0	0								
2011	1	3	3	2	2	18	18	4	0	0	4	0
	0	0	0	0	0	0	0	0	0	0	0	0
	0	0	0	0								
2011	1	3	3	2	2	19	19	4	0	0	4	0
	0	0	0	0	0	0	0	0	0	0	0	0
	0	0	0	0								
2011	1	3	3	2	2	20	20	3	0	0	3	0
	0	0	0	0	0	0	0	0	0	0	0	0
	0	0	0	0								
2011	1	3	3	2	2	21	21	1	0	0	1	0
	0	0	0	0	0	0	0	0	0	0	0	0
	0	0	0	0								
2011	1	3	3	2	2	22	22	2	0	0	2	0
	0	0	0	0	0	0	0	0	0	0	0	0
	0	0	0	0								
2011	1	3	3	2	2	23	23	3	0	0	3	0
	0	0	0	0	0	0	0	0	0	0	0	0
	0	0	0	0								
2011	1	3	3	2	2	24	24	2	0	0	2	0
	0	0	0	0	0	0	0	0	0	0	0	0
	0	0	0	0								
2011	1	3	3	2	2	25	25	4	0	0	4	0
	0	0	0	0	0	0	0	0	0	0	0	0
	0	0	0	0								
2011	1	3	3	2	2	27	27	2	0	0	2	0
	0	0	0	0	0	0	0	0	0	0	0	0
	0	0	0	0								
2011	1	3	3	2	2	28	28	1	0	0	1	0
	0	0	0	0	0	0	0	0	0	0	0	0
	0	0	0	0								
2011	1	3	3	2	2	29	29	1	0	0	1	0
	0	0	0	0	0	0	0	0	0	0	0	0
	0	0	0	0								
2011	2	3	3	2	2	22	22	1	0	0	1	0
	0	0	0	0	0	0	0	0	0	0	0	0
	0	0	0	0								
2011	2	3	3	2	2	23	23	2	0	0	2	0
	0	0	0	0	0	0	0	0	0	0	0	0
	0	0	0	0								
2011	2	3	3	2	2	24	24	4	0	0	4	0
	0	0	0	0	0	0	0	0	0	0	0	0
	0	0	0	0								
2011	2	3	3	2	2	26	26	1	0	0	1	0
	0	0	0	0	0	0	0	0	0	0	0	0
	0	0	0	0								
2011	2	3	3	2	2	27	27	1	0	0	1	0
	0	0	0	0	0	0	0	0	0	0	0	0
	0	0	0	0								
2011	2	3	3	2	2	28	28	1	0	0	1	0
	0	0	0	0	0	0	0	0	0	0	0	0
	0	0	0	0								
2011	2	3	3	2	2	30	30	1	0	0	1	0
	0	0	0	0	0	0	0	0	0	0	0	0
	0	0	0	0								

2011	2 0 0	3 0 0	3 0 0	2 0 0	2 0	31 0	31 0	1 0	0 0	0 0	1 0	0 0
2012	1 0 0	3 0 0	3 0 0	2 0 0	2 0	22 0	22 0	1 0	0 0	0 0	1 0	0 0
2012	1 0 0	3 0 0	3 0 0	2 0 0	2 0	23 0	23 0	3 0	0 0	0 0	3 0	0 0
2012	1 0 0	3 0 0	3 0 0	2 0 0	2 0	25 0	25 0	1 0	0 0	0 0	1 0	0 0
2012	1 0 0	3 0 0	3 0 0	2 0 0	2 0	26 0	26 0	1 0	0 0	0 0	1 0	0 0
2012	1 0 0	3 0 0	3 0 0	2 0 0	2 0	33 0	33 0	1 0	0 0	0 0	1 0	0 0
2013	1 0 0	3 0 0	3 0 0	2 0 0	2 0	16 0	16 0	1 0	0 0	0 0	1 0	0 0
2013	1 0 0	3 0 0	3 0 0	2 0 0	2 0	17 0	17 0	1 0	0 0	0 0	1 0	0 0
2013	2 0 0	3 0 0	3 0 0	2 0 0	2 0	15 0	15 0	2 0	0 0	0 0	2 0	0 0
2013	2 0 0	3 0 0	3 0 0	2 0 0	2 0	16 0	16 0	1 0	0 0	0 0	1 0	0 0
2013	2 0 0	3 0 0	3 0 0	2 0 0	2 0	17 0	17 0	7 0	0 0	0 0	7 0	0 0
2013	2 0 0	3 0 0	3 0 0	2 0 0	2 0	18 0	18 0	3 0	0 0	0 0	3 0	0 0
2013	2 0 0	3 0 0	3 0 0	2 0 0	2 0	19 0	19 0	2 0	0 0	0 0	2 0	0 0
2013	2 0 0	3 0 0	3 0 0	2 0 0	2 0	21 0	21 0	2 0	0 0	0 0	2 0	0 0
2013	2 0 0	3 0 0	3 0 0	2 0 0	2 0	22 0	22 0	1 0	0 0	0 0	1 0	0 0
2013	2 0 0	3 0 0	3 0 0	2 0 0	2 0	23 0	23 0	2 0	0 0	0 0	2 0	0 0
2013	2 0 0	3 0 0	3 0 0	2 0 0	2 0	24 0	24 0	2 0	0 0	0 0	2 0	0 0
2013	2 0 0	3 0 0	3 0 0	2 0 0	2 0	25 0	25 0	2 0	0 0	0 0	2 0	0 0
2013	2 0 0	3 0 0	3 0 0	2 0 0	2 0	27 0	27 0	2 0	0 0	0 0	2 0	0 0

2013	2 0 0	3 0 0	3 0 0	2 0 0	2 0	29 0	29 0	2 0	0 0	0 0	2 0	0 0
1991	1 0 0	4 0 0	3 0 0	2 0 0	2 0	12 0	12 0	2 0	0 0	0 0	2 0	0 0
1991	1 0 0	4 0 0	3 0 0	2 0 0	2 0	17 0	17 0	1 0	0 0	0 0	1 0	0 0
1991	2 0 0	4 0 0	3 0 0	2 0 0	2 0	17 0	17 0	1 0	0 0	0 0	1 0	0 0
1991	2 0 0	4 0 0	3 0 0	2 0 0	2 0	18 0	18 0	1 0	0 0	0 0	1 0	0 0
1991	2 0 0	4 0 0	3 0 0	2 0 0	2 0	23 0	23 0	1 0	0 0	0 0	1 0	0 0
1992	2 0 0	4 0 0	3 0 0	2 0 0	2 0	11 0	11 0	1 0	0 0	0 0	1 0	0 0
1992	2 0 0	4 0 0	3 0 0	2 0 0	2 0	12 0	12 0	1 0	0 0	0 0	1 0	0 0
1993	2 0 0	4 0 0	3 0 0	2 0 0	2 0	21 0	21 0	1 0	0 0	0 0	1 0	0 0
1993	2 0 0	4 0 0	3 0 0	2 0 0	2 0	24 0	24 0	1 0	0 0	0 0	1 0	0 0
1993	2 0 0	4 0 0	3 0 0	2 0 0	2 0	25 0	25 0	1 0	0 0	0 0	1 0	0 0
1994	2 0 0	4 0 0	3 0 0	2 0 0	2 0	26 0	26 0	1 0	0 0	0 0	1 0	0 0
1995	1 0 0	4 0 0	3 0 0	2 0 0	2 0	16 0	16 0	1 0	0 0	0 0	1 0	0 0
1995	2 0 0	4 0 0	3 0 0	2 0 0	2 0	14 0	14 0	1 0	0 0	0 0	1 0	0 0
1995	2 0 0	4 0 0	3 0 0	2 0 0	2 0	16 0	16 0	1 0	0 0	0 0	1 0	0 0
1995	2 0 0	4 0 0	3 0 0	2 0 0	2 0	18 0	18 0	2 0	0 0	0 0	2 0	0 0
1995	2 0 0	4 0 0	3 0 0	2 0 0	2 0	27 0	27 0	1 0	0 0	0 0	1 0	0 0
1995	2 0 0	4 0 0	3 0 0	2 0 0	2 0	28 0	28 0	1 0	0 0	0 0	1 0	0 0
1996	2 0 0	4 0 0	3 0 0	2 0 0	2 0	14 0	14 0	1 0	0 0	0 0	1 0	0 0

1996	2 0 0	4 0 0	3 0 0	2 0 0	2 0	21 0	21 0	1 0	0 0	0 0	1 0	0 0
1996	2 0 0	4 0 0	3 0 0	2 0 0	2 0	22 0	22 0	1 0	0 0	0 0	1 0	0 0
1996	2 0 0	4 0 0	3 0 0	2 0 0	2 0	24 0	24 0	1 0	0 0	0 0	1 0	0 0
1996	2 0 0	4 0 0	3 0 0	2 0 0	2 0	29 0	29 0	1 0	0 0	0 0	1 0	0 0
1997	2 0 0	4 0 0	3 0 0	2 0 0	2 0	13 0	13 0	2 0	0 1	0 0	1 0	0 0
1997	2 0 0	4 0 0	3 0 0	2 0 0	2 0	14 0	14 0	2 0	0 0	0 0	2 0	0 0
1997	2 0 0	4 0 0	3 0 0	2 0 0	2 0	16 0	16 0	1 0	0 0	0 0	1 0	0 0
1997	2 0 0	4 0 0	3 0 0	2 0 0	2 0	17 0	17 0	2 0	0 0	0 0	2 0	0 0
1997	2 0 0	4 0 0	3 0 0	2 0 0	2 0	19 0	19 0	3 0	0 0	0 0	3 0	0 0
1997	2 0 0	4 0 0	3 0 0	2 0 0	2 0	20 0	20 0	1 0	0 0	0 0	1 0	0 0
1997	2 0 0	4 0 0	3 0 0	2 0 0	2 0	21 0	21 0	1 0	0 0	0 0	1 0	0 0
1997	2 0 0	4 0 0	3 0 0	2 0 0	2 0	23 0	23 0	1 0	0 0	0 0	1 0	0 0
1997	2 0 0	4 0 0	3 0 0	2 0 0	2 0	24 0	24 0	1 0	0 0	0 0	1 0	0 0
1997	2 0 0	4 0 0	3 0 0	2 0 0	2 0	25 0	25 0	2 0	0 0	0 0	2 0	0 0
1997	2 0 0	4 0 0	3 0 0	2 0 0	2 0	27 0	27 0	1 0	0 0	0 0	1 0	0 0
1997	2 0 0	4 0 0	3 0 0	2 0 0	2 0	30 0	30 0	1 0	0 0	0 0	1 0	0 0
1998	1 0 0	4 0 0	3 0 0	2 0 0	2 0	13 0	13 0	2 0	0 0	0 0	2 0	0 0
1998	1 0 0	4 0 0	3 0 0	2 0 0	2 0	14 0	14 0	4 0	0 3	0 0	1 0	0 0
1998	1 0 0	4 0 0	3 0 0	2 0 0	2 0	16 0	16 0	1 0	0 0	0 0	1 0	0 0

1998	1	4	3	2	2	20	20	1	0	0	1	0
	0	0	0	0	0	0	0	0	0	0	0	0
	0	0	0	0								
1998	2	4	3	2	2	8	8	1	0	0	1	0
	0	0	0	0	0	0	0	0	0	0	0	0
	0	0	0	0								
1998	2	4	3	2	2	10	10	1	0	0	1	0
	0	0	0	0	0	0	0	0	0	0	0	0
	0	0	0	0								
1998	2	4	3	2	2	12	12	3	0	0	1	0
	0	0	0	0	0	0	0	0	2	0	0	0
	0	0	0	0								
1998	2	4	3	2	2	13	13	1	0	0	0	0
	0	0	0	0	0	0	0	0	1	0	0	0
	0	0	0	0								
1998	2	4	3	2	2	14	14	9	0	0	3	0
	0	0	0	0	0	0	0	0	6	0	0	0
	0	0	0	0								
1998	2	4	3	2	2	15	15	3	0	0	1	0
	0	0	0	0	0	0	0	0	2	0	0	0
	0	0	0	0								
1998	2	4	3	2	2	16	16	1	0	0	1	0
	0	0	0	0	0	0	0	0	0	0	0	0
	0	0	0	0								
1998	2	4	3	2	2	17	17	3	0	0	3	0
	0	0	0	0	0	0	0	0	0	0	0	0
	0	0	0	0								
1998	2	4	3	2	2	18	18	7	0	0	7	0
	0	0	0	0	0	0	0	0	0	0	0	0
	0	0	0	0								
1998	2	4	3	2	2	19	19	6	0	0	6	0
	0	0	0	0	0	0	0	0	0	0	0	0
	0	0	0	0								
1998	2	4	3	2	2	20	20	5	0	0	5	0
	0	0	0	0	0	0	0	0	0	0	0	0
	0	0	0	0								
1998	2	4	3	2	2	21	21	3	0	0	3	0
	0	0	0	0	0	0	0	0	0	0	0	0
	0	0	0	0								
1998	2	4	3	2	2	23	23	5	0	0	5	0
	0	0	0	0	0	0	0	0	0	0	0	0
	0	0	0	0								
1998	2	4	3	2	2	26	26	1	0	0	1	0
	0	0	0	0	0	0	0	0	0	0	0	0
	0	0	0	0								
1998	2	4	3	2	2	29	29	1	0	0	1	0
	0	0	0	0	0	0	0	0	0	0	0	0
	0	0	0	0								
1998	2	4	3	2	2	31	31	1	0	0	1	0
	0	0	0	0	0	0	0	0	0	0	0	0
	0	0	0	0								
1999	1	4	3	2	2	14	14	1	0	0	1	0
	0	0	0	0	0	0	0	0	0	0	0	0
	0	0	0	0								
1999	1	4	3	2	2	15	15	3	0	0	3	0
	0	0	0	0	0	0	0	0	0	0	0	0
	0	0	0	0								

1999	1	4	3	2	2	16	16	2	0	0	2	0
	0	0	0	0	0	0	0	0	0	0	0	0
	0	0	0	0								
1999	1	4	3	2	2	18	18	1	0	0	1	0
	0	0	0	0	0	0	0	0	0	0	0	0
	0	0	0	0								
1999	1	4	3	2	2	19	19	2	0	0	2	0
	0	0	0	0	0	0	0	0	0	0	0	0
	0	0	0	0								
1999	1	4	3	2	2	20	20	1	0	0	1	0
	0	0	0	0	0	0	0	0	0	0	0	0
	0	0	0	0								
1999	1	4	3	2	2	21	21	1	0	0	1	0
	0	0	0	0	0	0	0	0	0	0	0	0
	0	0	0	0								
1999	1	4	3	2	2	23	23	2	0	0	2	0
	0	0	0	0	0	0	0	0	0	0	0	0
	0	0	0	0								
1999	1	4	3	2	2	24	24	2	0	0	2	0
	0	0	0	0	0	0	0	0	0	0	0	0
	0	0	0	0								
1999	1	4	3	2	2	28	28	1	0	0	1	0
	0	0	0	0	0	0	0	0	0	0	0	0
	0	0	0	0								
1999	2	4	3	2	2	13	13	10	0	0	1	0
	0	0	0	0	0	0	0	0	9	0	0	0
	0	0	0	0								
1999	2	4	3	2	2	14	14	15	0	0	3	0
	0	0	0	0	0	0	0	0	12	0	0	0
	0	0	0	0								
1999	2	4	3	2	2	15	15	8	0	0	3	0
	0	0	0	0	0	0	0	0	5	0	0	0
	0	0	0	0								
1999	2	4	3	2	2	16	16	8	0	0	7	0
	0	0	0	0	0	0	0	0	1	0	0	0
	0	0	0	0								
1999	2	4	3	2	2	17	17	12	0	0	11	0
	0	0	0	0	0	0	0	0	1	0	0	0
	0	0	0	0								
1999	2	4	3	2	2	18	18	8	0	0	8	0
	0	0	0	0	0	0	0	0	0	0	0	0
	0	0	0	0								
1999	2	4	3	2	2	19	19	4	0	0	4	0
	0	0	0	0	0	0	0	0	0	0	0	0
	0	0	0	0								
1999	2	4	3	2	2	20	20	10	0	0	10	0
	0	0	0	0	0	0	0	0	0	0	0	0
	0	0	0	0								
1999	2	4	3	2	2	21	21	9	0	0	9	0
	0	0	0	0	0	0	0	0	0	0	0	0
	0	0	0	0								
1999	2	4	3	2	2	22	22	10	0	0	10	0
	0	0	0	0	0	0	0	0	0	0	0	0
	0	0	0	0								
1999	2	4	3	2	2	23	23	4	0	0	4	0
	0	0	0	0	0	0	0	0	0	0	0	0
	0	0	0	0								

1999	2	4	3	2	2	24	24	5	0	0	5	0
	0	0	0	0	0	0	0	0	0	0	0	0
	0	0	0	0								
1999	2	4	3	2	2	25	25	7	0	0	7	0
	0	0	0	0	0	0	0	0	0	0	0	0
	0	0	0	0								
1999	2	4	3	2	2	26	26	2	0	0	2	0
	0	0	0	0	0	0	0	0	0	0	0	0
	0	0	0	0								
1999	2	4	3	2	2	28	28	1	0	0	1	0
	0	0	0	0	0	0	0	0	0	0	0	0
	0	0	0	0								
1999	2	4	3	2	2	32	32	1	0	0	1	0
	0	0	0	0	0	0	0	0	0	0	0	0
	0	0	0	0								
1999	2	4	3	2	2	36	36	1	0	0	1	0
	0	0	0	0	0	0	0	0	0	0	0	0
	0	0	0	0								
2000	1	4	3	2	2	13	13	2	0	0	2	0
	0	0	0	0	0	0	0	0	0	0	0	0
	0	0	0	0								
2000	2	4	3	2	2	13	13	3	0	0	2	0
	0	0	0	0	0	0	0	0	1	0	0	0
	0	0	0	0								
2000	2	4	3	2	2	14	14	5	0	0	4	0
	0	0	0	0	0	0	0	0	1	0	0	0
	0	0	0	0								
2000	2	4	3	2	2	15	15	8	0	0	8	0
	0	0	0	0	0	0	0	0	0	0	0	0
	0	0	0	0								
2000	2	4	3	2	2	16	16	1	0	0	1	0
	0	0	0	0	0	0	0	0	0	0	0	0
	0	0	0	0								
2000	2	4	3	2	2	17	17	4	0	0	4	0
	0	0	0	0	0	0	0	0	0	0	0	0
	0	0	0	0								
2000	2	4	3	2	2	18	18	9	0	0	9	0
	0	0	0	0	0	0	0	0	0	0	0	0
	0	0	0	0								
2000	2	4	3	2	2	19	19	4	0	0	4	0
	0	0	0	0	0	0	0	0	0	0	0	0
	0	0	0	0								
2000	2	4	3	2	2	20	20	4	0	0	4	0
	0	0	0	0	0	0	0	0	0	0	0	0
	0	0	0	0								
2000	2	4	3	2	2	21	21	3	0	0	3	0
	0	0	0	0	0	0	0	0	0	0	0	0
	0	0	0	0								
2000	2	4	3	2	2	22	22	2	0	0	2	0
	0	0	0	0	0	0	0	0	0	0	0	0
	0	0	0	0								
2000	2	4	3	2	2	23	23	2	0	0	2	0
	0	0	0	0	0	0	0	0	0	0	0	0
	0	0	0	0								
2000	2	4	3	2	2	24	24	2	0	0	2	0
	0	0	0	0	0	0	0	0	0	0	0	0
	0	0	0	0								

2000	2	4	3	2	2	25	25	1	0	0	1	0
	0	0	0	0	0	0	0	0	0	0	0	0
	0	0	0	0								
2000	2	4	3	2	2	26	26	1	0	0	1	0
	0	0	0	0	0	0	0	0	0	0	0	0
	0	0	0	0								
2000	2	4	3	2	2	30	30	1	0	0	1	0
	0	0	0	0	0	0	0	0	0	0	0	0
	0	0	0	0								
2000	2	4	3	2	2	31	31	3	0	0	3	0
	0	0	0	0	0	0	0	0	0	0	0	0
	0	0	0	0								
2001	1	4	3	2	2	12	12	2	0	0	2	0
	0	0	0	0	0	0	0	0	0	0	0	0
	0	0	0	0								
2001	1	4	3	2	2	13	13	1	0	0	1	0
	0	0	0	0	0	0	0	0	0	0	0	0
	0	0	0	0								
2001	1	4	3	2	2	15	15	1	0	0	1	0
	0	0	0	0	0	0	0	0	0	0	0	0
	0	0	0	0								
2001	1	4	3	2	2	19	19	1	0	0	1	0
	0	0	0	0	0	0	0	0	0	0	0	0
	0	0	0	0								
2001	1	4	3	2	2	20	20	1	0	0	1	0
	0	0	0	0	0	0	0	0	0	0	0	0
	0	0	0	0								
2001	2	4	3	2	2	7	7	1	0	0	1	0
	0	0	0	0	0	0	0	0	0	0	0	0
	0	0	0	0								
2001	2	4	3	2	2	10	10	2	0	0	1	0
	0	0	0	0	0	0	0	0	1	0	0	0
	0	0	0	0								
2001	2	4	3	2	2	11	11	2	0	0	0	0
	0	0	0	0	0	0	0	0	2	0	0	0
	0	0	0	0								
2001	2	4	3	2	2	13	13	5	0	0	3	0
	0	0	0	0	0	0	0	0	2	0	0	0
	0	0	0	0								
2001	2	4	3	2	2	14	14	6	0	0	4	0
	0	0	0	0	0	0	0	0	2	0	0	0
	0	0	0	0								
2001	2	4	3	2	2	15	15	2	0	0	1	0
	0	0	0	0	0	0	0	0	1	0	0	0
	0	0	0	0								
2001	2	4	3	2	2	16	16	5	0	0	4	0
	0	0	0	0	0	0	0	0	1	0	0	0
	0	0	0	0								
2001	2	4	3	2	2	17	17	5	0	0	5	0
	0	0	0	0	0	0	0	0	0	0	0	0
	0	0	0	0								
2001	2	4	3	2	2	18	18	3	0	0	3	0
	0	0	0	0	0	0	0	0	0	0	0	0
	0	0	0	0								
2001	2	4	3	2	2	22	22	1	0	0	1	0
	0	0	0	0	0	0	0	0	0	0	0	0
	0	0	0	0								

2001	2 0 0	4 0 0	3 0 0	2 0 0	2 0	29 0	29 0	1 0	0 0	0 0	1 0	0 0
2001	2 0 0	4 0 0	3 0 0	2 0 0	2 0	32 0	32 0	2 0	0 0	0 0	2 0	0 0
2001	2 0 0	4 0 0	3 0 0	2 0 0	2 0	33 0	33 0	1 0	0 0	0 0	1 0	0 0
2002	1 0 0	4 0 0	3 0 0	2 0 0	2 0	13 0	13 0	1 0	0 0	0 0	1 0	0 0
2002	1 0 0	4 0 0	3 0 0	2 0 0	2 0	16 0	16 0	1 0	0 0	0 0	1 0	0 0
2002	1 0 0	4 0 0	3 0 0	2 0 0	2 0	26 0	26 0	1 0	0 0	0 0	1 0	0 0
2002	1 0 0	4 0 0	3 0 0	2 0 0	2 0	27 0	27 0	1 0	0 0	0 0	1 0	0 0
2002	2 0 0	4 0 0	3 0 0	2 0 0	2 0	14 0	14 0	2 0	0 0	0 0	2 0	0 0
2002	2 0 0	4 0 0	3 0 0	2 0 0	2 0	15 0	15 0	3 0	0 0	0 0	3 0	0 0
2002	2 0 0	4 0 0	3 0 0	2 0 0	2 0	16 0	16 0	2 0	0 0	0 0	2 0	0 0
2002	2 0 0	4 0 0	3 0 0	2 0 0	2 0	17 0	17 0	1 0	0 0	0 0	1 0	0 0
2002	2 0 0	4 0 0	3 0 0	2 0 0	2 0	18 0	18 0	1 0	0 0	0 0	1 0	0 0
2002	2 0 0	4 0 0	3 0 0	2 0 0	2 0	23 0	23 0	1 0	0 0	0 0	1 0	0 0
2002	2 0 0	4 0 0	3 0 0	2 0 0	2 0	31 0	31 0	2 0	0 0	0 0	2 0	0 0
2002	2 0 0	4 0 0	3 0 0	2 0 0	2 0	35 0	35 0	1 0	0 0	0 0	1 0	0 0
2003	1 0 0	4 0 0	3 0 0	2 0 0	2 0	15 0	15 0	1 0	0 0	0 0	1 0	0 0
2003	1 0 0	4 0 0	3 0 0	2 0 0	2 0	17 0	17 0	1 0	0 0	0 0	1 0	0 0
2003	1 0 0	4 0 0	3 0 0	2 0 0	2 0	18 0	18 0	1 0	0 0	0 0	1 0	0 0
2003	1 0 0	4 0 0	3 0 0	2 0 0	2 0	20 0	20 0	1 0	0 0	0 0	1 0	0 0

2003	1 0 0	4 0 0	3 0 0	2 0 0	2 0	23 0	23 0	1 0	0 0	0 0	1 0	0 0
2003	2 0 0	4 0 0	3 0 0	2 0 0	2 0	14 0	14 0	1 0	0 1	0 0	0 0	0 0
2003	2 0 0	4 0 0	3 0 0	2 0 0	2 0	15 0	15 0	1 0	0 0	0 0	1 0	0 0
2003	2 0 0	4 0 0	3 0 0	2 0 0	2 0	16 0	16 0	1 0	0 0	0 0	1 0	0 0
2003	2 0 0	4 0 0	3 0 0	2 0 0	2 0	17 0	17 0	1 0	0 0	0 0	1 0	0 0
2003	2 0 0	4 0 0	3 0 0	2 0 0	2 0	18 0	18 0	2 0	0 0	0 0	2 0	0 0
2003	2 0 0	4 0 0	3 0 0	2 0 0	2 0	23 0	23 0	1 0	0 0	0 0	1 0	0 0
2003	2 0 0	4 0 0	3 0 0	2 0 0	2 0	24 0	24 0	1 0	0 0	0 0	1 0	0 0
2003	2 0 0	4 0 0	3 0 0	2 0 0	2 0	25 0	25 0	1 0	0 0	0 0	1 0	0 0
2003	2 0 0	4 0 0	3 0 0	2 0 0	2 0	26 0	26 0	1 0	0 0	0 0	1 0	0 0
2004	1 0 0	4 0 0	3 0 0	2 0 0	2 0	11 0	11 0	1 0	0 1	0 0	0 0	0 0
2004	1 0 0	4 0 0	3 0 0	2 0 0	2 0	13 0	13 0	1 0	0 0	0 0	1 0	0 0
2004	1 0 0	4 0 0	3 0 0	2 0 0	2 0	15 0	15 0	1 0	0 0	0 0	1 0	0 0
2004	1 0 0	4 0 0	3 0 0	2 0 0	2 0	16 0	16 0	1 0	0 0	0 0	1 0	0 0
2004	1 0 0	4 0 0	3 0 0	2 0 0	2 0	17 0	17 0	3 0	0 0	0 0	3 0	0 0
2004	1 0 0	4 0 0	3 0 0	2 0 0	2 0	18 0	18 0	2 0	0 0	0 0	2 0	0 0
2004	2 0 0	4 0 0	3 0 0	2 0 0	2 0	15 0	15 0	2 0	0 1	0 0	1 0	0 0
2004	2 0 0	4 0 0	3 0 0	2 0 0	2 0	17 0	17 0	7 0	0 0	0 0	7 0	0 0
2004	2 0 0	4 0 0	3 0 0	2 0 0	2 0	18 0	18 0	3 0	0 0	0 0	3 0	0 0

2004	2 0 0	4 0 0	3 0 0	2 0 0	2 0	19 0	19 0	4 0	0 0	0 0	4 0	0 0
2004	2 0 0	4 0 0	3 0 0	2 0 0	2 0	21 0	21 0	2 0	0 0	0 0	2 0	0 0
2004	2 0 0	4 0 0	3 0 0	2 0 0	2 0	22 0	22 0	2 0	0 0	0 0	2 0	0 0
2004	2 0 0	4 0 0	3 0 0	2 0 0	2 0	23 0	23 0	1 0	0 0	0 0	1 0	0 0
2004	2 0 0	4 0 0	3 0 0	2 0 0	2 0	24 0	24 0	2 0	0 0	0 0	2 0	0 0
2005	1 0 0	4 0 0	3 0 0	2 0 0	2 0	14 0	14 0	2 0	0 0	0 0	2 0	0 0
2005	1 0 0	4 0 0	3 0 0	2 0 0	2 0	15 0	15 0	3 0	0 0	0 0	3 0	0 0
2005	1 0 0	4 0 0	3 0 0	2 0 0	2 0	16 0	16 0	6 0	0 0	0 0	6 0	0 0
2005	1 0 0	4 0 0	3 0 0	2 0 0	2 0	17 0	17 0	2 0	0 0	0 0	2 0	0 0
2005	1 0 0	4 0 0	3 0 0	2 0 0	2 0	18 0	18 0	7 0	0 0	0 0	7 0	0 0
2005	1 0 0	4 0 0	3 0 0	2 0 0	2 0	19 0	19 0	5 0	0 0	0 0	5 0	0 0
2005	1 0 0	4 0 0	3 0 0	2 0 0	2 0	20 0	20 0	10 0	0 0	0 0	10 0	0 0
2005	1 0 0	4 0 0	3 0 0	2 0 0	2 0	21 0	21 0	6 0	0 0	0 0	6 0	0 0
2005	1 0 0	4 0 0	3 0 0	2 0 0	2 0	22 0	22 0	2 0	0 0	0 0	2 0	0 0
2005	1 0 0	4 0 0	3 0 0	2 0 0	2 0	23 0	23 0	5 0	0 0	0 0	5 0	0 0
2005	1 0 0	4 0 0	3 0 0	2 0 0	2 0	24 0	24 0	2 0	0 0	0 0	2 0	0 0
2005	1 0 0	4 0 0	3 0 0	2 0 0	2 0	25 0	25 0	2 0	0 0	0 0	2 0	0 0
2005	1 0 0	4 0 0	3 0 0	2 0 0	2 0	26 0	26 0	1 0	0 0	0 0	1 0	0 0
2005	2 0 0	4 0 0	3 0 0	2 0 0	2 0	15 0	15 0	1 0	0 1	0 0	0 0	0 0

2005	2	4	3	2	2	16	16	2	0	0	2	0
	0	0	0	0	0	0	0	0	0	0	0	0
	0	0	0	0								
2005	2	4	3	2	2	17	17	7	0	0	7	0
	0	0	0	0	0	0	0	0	0	0	0	0
	0	0	0	0								
2005	2	4	3	2	2	18	18	4	0	0	4	0
	0	0	0	0	0	0	0	0	0	0	0	0
	0	0	0	0								
2005	2	4	3	2	2	19	19	1	0	0	1	0
	0	0	0	0	0	0	0	0	0	0	0	0
	0	0	0	0								
2005	2	4	3	2	2	20	20	7	0	0	7	0
	0	0	0	0	0	0	0	0	0	0	0	0
	0	0	0	0								
2005	2	4	3	2	2	21	21	5	0	0	5	0
	0	0	0	0	0	0	0	0	0	0	0	0
	0	0	0	0								
2005	2	4	3	2	2	22	22	11	0	0	11	0
	0	0	0	0	0	0	0	0	0	0	0	0
	0	0	0	0								
2005	2	4	3	2	2	23	23	3	0	0	3	0
	0	0	0	0	0	0	0	0	0	0	0	0
	0	0	0	0								
2005	2	4	3	2	2	24	24	2	0	0	2	0
	0	0	0	0	0	0	0	0	0	0	0	0
	0	0	0	0								
2005	2	4	3	2	2	25	25	1	0	0	1	0
	0	0	0	0	0	0	0	0	0	0	0	0
	0	0	0	0								
2005	2	4	3	2	2	26	26	2	0	0	2	0
	0	0	0	0	0	0	0	0	0	0	0	0
	0	0	0	0								
2005	2	4	3	2	2	27	27	5	0	0	5	0
	0	0	0	0	0	0	0	0	0	0	0	0
	0	0	0	0								
2005	2	4	3	2	2	28	28	1	0	0	1	0
	0	0	0	0	0	0	0	0	0	0	0	0
	0	0	0	0								
2005	2	4	3	2	2	31	31	2	0	0	2	0
	0	0	0	0	0	0	0	0	0	0	0	0
	0	0	0	0								
2005	2	4	3	2	2	35	35	1	0	0	1	0
	0	0	0	0	0	0	0	0	0	0	0	0
	0	0	0	0								
2006	1	4	3	2	2	14	14	1	0	0	1	0
	0	0	0	0	0	0	0	0	0	0	0	0
	0	0	0	0								
2006	1	4	3	2	2	15	15	3	0	0	3	0
	0	0	0	0	0	0	0	0	0	0	0	0
	0	0	0	0								
2006	1	4	3	2	2	17	17	3	0	0	3	0
	0	0	0	0	0	0	0	0	0	0	0	0
	0	0	0	0								
2006	1	4	3	2	2	19	19	1	0	0	1	0
	0	0	0	0	0	0	0	0	0	0	0	0
	0	0	0	0								

2006	1	4	3	2	2	20	20	2	0	0	2	0
	0	0	0	0	0	0	0	0	0	0	0	0
	0	0	0	0								
2006	1	4	3	2	2	24	24	1	0	0	1	0
	0	0	0	0	0	0	0	0	0	0	0	0
	0	0	0	0								
2006	1	4	3	2	2	25	25	4	0	0	4	0
	0	0	0	0	0	0	0	0	0	0	0	0
	0	0	0	0								
2006	1	4	3	2	2	29	29	2	0	0	2	0
	0	0	0	0	0	0	0	0	0	0	0	0
	0	0	0	0								
2006	1	4	3	2	2	31	31	2	0	0	2	0
	0	0	0	0	0	0	0	0	0	0	0	0
	0	0	0	0								
2006	2	4	3	2	2	15	15	3	0	0	3	0
	0	0	0	0	0	0	0	0	0	0	0	0
	0	0	0	0								
2006	2	4	3	2	2	16	16	1	0	0	1	0
	0	0	0	0	0	0	0	0	0	0	0	0
	0	0	0	0								
2006	2	4	3	2	2	17	17	6	0	0	6	0
	0	0	0	0	0	0	0	0	0	0	0	0
	0	0	0	0								
2006	2	4	3	2	2	18	18	3	0	0	3	0
	0	0	0	0	0	0	0	0	0	0	0	0
	0	0	0	0								
2006	2	4	3	2	2	19	19	1	0	0	1	0
	0	0	0	0	0	0	0	0	0	0	0	0
	0	0	0	0								
2006	2	4	3	2	2	20	20	4	0	0	4	0
	0	0	0	0	0	0	0	0	0	0	0	0
	0	0	0	0								
2006	2	4	3	2	2	21	21	4	0	0	4	0
	0	0	0	0	0	0	0	0	0	0	0	0
	0	0	0	0								
2006	2	4	3	2	2	22	22	3	0	0	3	0
	0	0	0	0	0	0	0	0	0	0	0	0
	0	0	0	0								
2006	2	4	3	2	2	23	23	1	0	0	1	0
	0	0	0	0	0	0	0	0	0	0	0	0
	0	0	0	0								
2006	2	4	3	2	2	24	24	3	0	0	3	0
	0	0	0	0	0	0	0	0	0	0	0	0
	0	0	0	0								
2006	2	4	3	2	2	25	25	3	0	0	3	0
	0	0	0	0	0	0	0	0	0	0	0	0
	0	0	0	0								
2006	2	4	3	2	2	27	27	1	0	0	1	0
	0	0	0	0	0	0	0	0	0	0	0	0
	0	0	0	0								
2006	2	4	3	2	2	28	28	1	0	0	1	0
	0	0	0	0	0	0	0	0	0	0	0	0
	0	0	0	0								
2006	2	4	3	2	2	29	29	1	0	0	1	0
	0	0	0	0	0	0	0	0	0	0	0	0
	0	0	0	0								

2007	1	4	3	2	2	14	14	2	0	0	2	0
	0	0	0	0	0	0	0	0	0	0	0	0
	0	0	0	0								
2007	1	4	3	2	2	15	15	2	0	0	1	0
	0	0	0	0	0	0	0	0	1	0	0	0
	0	0	0	0								
2007	1	4	3	2	2	17	17	1	0	0	1	0
	0	0	0	0	0	0	0	0	0	0	0	0
	0	0	0	0								
2007	1	4	3	2	2	25	25	3	0	0	3	0
	0	0	0	0	0	0	0	0	0	0	0	0
	0	0	0	0								
2007	1	4	3	2	2	26	26	3	0	0	3	0
	0	0	0	0	0	0	0	0	0	0	0	0
	0	0	0	0								
2007	1	4	3	2	2	27	27	1	0	0	1	0
	0	0	0	0	0	0	0	0	0	0	0	0
	0	0	0	0								
2007	1	4	3	2	2	28	28	1	0	0	1	0
	0	0	0	0	0	0	0	0	0	0	0	0
	0	0	0	0								
2007	1	4	3	2	2	29	29	1	0	0	1	0
	0	0	0	0	0	0	0	0	0	0	0	0
	0	0	0	0								
2007	1	4	3	2	2	31	31	1	0	0	1	0
	0	0	0	0	0	0	0	0	0	0	0	0
	0	0	0	0								
2007	2	4	3	2	2	14	14	2	0	0	2	0
	0	0	0	0	0	0	0	0	0	0	0	0
	0	0	0	0								
2007	2	4	3	2	2	15	15	4	0	0	3	0
	0	0	0	0	0	0	0	0	1	0	0	0
	0	0	0	0								
2007	2	4	3	2	2	16	16	6	0	0	5	0
	0	0	0	0	0	0	0	0	1	0	0	0
	0	0	0	0								
2007	2	4	3	2	2	17	17	6	0	0	6	0
	0	0	0	0	0	0	0	0	0	0	0	0
	0	0	0	0								
2007	2	4	3	2	2	18	18	4	0	0	4	0
	0	0	0	0	0	0	0	0	0	0	0	0
	0	0	0	0								
2007	2	4	3	2	2	19	19	2	0	0	2	0
	0	0	0	0	0	0	0	0	0	0	0	0
	0	0	0	0								
2007	2	4	3	2	2	20	20	5	0	0	5	0
	0	0	0	0	0	0	0	0	0	0	0	0
	0	0	0	0								
2007	2	4	3	2	2	21	21	1	0	0	1	0
	0	0	0	0	0	0	0	0	0	0	0	0
	0	0	0	0								
2007	2	4	3	2	2	22	22	6	0	0	6	0
	0	0	0	0	0	0	0	0	0	0	0	0
	0	0	0	0								
2007	2	4	3	2	2	23	23	1	0	0	1	0
	0	0	0	0	0	0	0	0	0	0	0	0
	0	0	0	0								

2007	2 0 0	4 0 0	3 0 0	2 0 0	2 0	24 0	24 0	2 0	0 0	0 0	2 0	0 0
2007	2 0 0	4 0 0	3 0 0	2 0 0	2 0	26 0	26 0	1 0	0 0	0 0	1 0	0 0
2008	1 0 0	4 0 0	3 0 0	2 0 0	2 0	16 0	16 0	1 0	0 0	0 0	1 0	0 0
2008	1 0 0	4 0 0	3 0 0	2 0 0	2 0	22 0	22 0	1 0	0 0	0 0	1 0	0 0
2008	1 0 0	4 0 0	3 0 0	2 0 0	2 0	30 0	30 0	1 0	0 0	0 0	1 0	0 0
2008	2 0 0	4 0 0	3 0 0	2 0 0	2 0	16 0	16 0	2 0	0 0	0 0	2 0	0 0
2008	2 0 0	4 0 0	3 0 0	2 0 0	2 0	17 0	17 0	4 0	0 0	0 0	4 0	0 0
2008	2 0 0	4 0 0	3 0 0	2 0 0	2 0	18 0	18 0	1 0	0 0	0 0	1 0	0 0
2008	2 0 0	4 0 0	3 0 0	2 0 0	2 0	19 0	19 0	1 0	0 0	0 0	1 0	0 0
2008	2 0 0	4 0 0	3 0 0	2 0 0	2 0	20 0	20 0	2 0	0 0	0 0	2 0	0 0
2008	2 0 0	4 0 0	3 0 0	2 0 0	2 0	21 0	21 0	2 0	0 0	0 0	2 0	0 0
2008	2 0 0	4 0 0	3 0 0	2 0 0	2 0	22 0	22 0	1 0	0 0	0 0	1 0	0 0
2008	2 0 0	4 0 0	3 0 0	2 0 0	2 0	23 0	23 0	1 0	0 0	0 0	1 0	0 0
2008	2 0 0	4 0 0	3 0 0	2 0 0	2 0	27 0	27 0	1 0	0 0	0 0	1 0	0 0
2008	2 0 0	4 0 0	3 0 0	2 0 0	2 0	28 0	28 0	1 0	0 0	0 0	1 0	0 0
2008	2 0 0	4 0 0	3 0 0	2 0 0	2 0	30 0	30 0	1 0	0 0	0 0	1 0	0 0
2009	1 0 0	4 0 0	3 0 0	2 0 0	2 0	15 0	15 0	3 0	0 0	0 0	3 0	0 0
2009	1 0 0	4 0 0	3 0 0	2 0 0	2 0	17 0	17 0	1 0	0 0	0 0	1 0	0 0
2009	1 0 0	4 0 0	3 0 0	2 0 0	2 0	19 0	19 0	1 0	0 0	0 0	1 0	0 0

2009	2	4	3	2	2	17	17	1	0	0	1	0
	0	0	0	0	0	0	0	0	0	0	0	0
	0	0	0	0								
2009	2	4	3	2	2	18	18	2	0	0	2	0
	0	0	0	0	0	0	0	0	0	0	0	0
	0	0	0	0								
2009	2	4	3	2	2	19	19	1	0	0	0	0
	0	0	0	0	0	0	0	0	1	0	0	0
	0	0	0	0								
2009	2	4	3	2	2	20	20	3	0	0	3	0
	0	0	0	0	0	0	0	0	0	0	0	0
	0	0	0	0								
2009	2	4	3	2	2	21	21	1	0	0	1	0
	0	0	0	0	0	0	0	0	0	0	0	0
	0	0	0	0								
2009	2	4	3	2	2	22	22	2	0	0	2	0
	0	0	0	0	0	0	0	0	0	0	0	0
	0	0	0	0								
2009	2	4	3	2	2	23	23	1	0	0	1	0
	0	0	0	0	0	0	0	0	0	0	0	0
	0	0	0	0								
2009	2	4	3	2	2	24	24	2	0	0	2	0
	0	0	0	0	0	0	0	0	0	0	0	0
	0	0	0	0								
2009	2	4	3	2	2	25	25	1	0	0	1	0
	0	0	0	0	0	0	0	0	0	0	0	0
	0	0	0	0								
2009	2	4	3	2	2	26	26	2	0	0	2	0
	0	0	0	0	0	0	0	0	0	0	0	0
	0	0	0	0								
2009	2	4	3	2	2	29	29	1	0	0	1	0
	0	0	0	0	0	0	0	0	0	0	0	0
	0	0	0	0								
2009	2	4	3	2	2	30	30	1	0	0	1	0
	0	0	0	0	0	0	0	0	0	0	0	0
	0	0	0	0								
2009	2	4	3	2	2	31	31	1	0	0	1	0
	0	0	0	0	0	0	0	0	0	0	0	0
	0	0	0	0								
2010	1	4	3	2	2	17	17	1	0	0	1	0
	0	0	0	0	0	0	0	0	0	0	0	0
	0	0	0	0								
2010	1	4	3	2	2	18	18	3	0	0	3	0
	0	0	0	0	0	0	0	0	0	0	0	0
	0	0	0	0								
2010	1	4	3	2	2	19	19	3	0	0	3	0
	0	0	0	0	0	0	0	0	0	0	0	0
	0	0	0	0								
2010	1	4	3	2	2	21	21	1	0	0	1	0
	0	0	0	0	0	0	0	0	0	0	0	0
	0	0	0	0								
2010	1	4	3	2	2	22	22	2	0	0	2	0
	0	0	0	0	0	0	0	0	0	0	0	0
	0	0	0	0								
2010	1	4	3	2	2	23	23	6	0	0	6	0
	0	0	0	0	0	0	0	0	0	0	0	0
	0	0	0	0								

2010	1	4	3	2	2	24	24	1	0	0	1	0
	0	0	0	0	0	0	0	0	0	0	0	0
	0	0	0	0								
2010	1	4	3	2	2	25	25	2	0	0	2	0
	0	0	0	0	0	0	0	0	0	0	0	0
	0	0	0	0								
2010	1	4	3	2	2	28	28	2	0	0	2	0
	0	0	0	0	0	0	0	0	0	0	0	0
	0	0	0	0								
2010	2	4	3	2	2	14	14	1	0	0	1	0
	0	0	0	0	0	0	0	0	0	0	0	0
	0	0	0	0								
2010	2	4	3	2	2	15	15	1	0	0	1	0
	0	0	0	0	0	0	0	0	0	0	0	0
	0	0	0	0								
2010	2	4	3	2	2	16	16	1	0	0	1	0
	0	0	0	0	0	0	0	0	0	0	0	0
	0	0	0	0								
2010	2	4	3	2	2	17	17	2	0	0	2	0
	0	0	0	0	0	0	0	0	0	0	0	0
	0	0	0	0								
2010	2	4	3	2	2	18	18	1	0	0	1	0
	0	0	0	0	0	0	0	0	0	0	0	0
	0	0	0	0								
2010	2	4	3	2	2	19	19	2	0	0	2	0
	0	0	0	0	0	0	0	0	0	0	0	0
	0	0	0	0								
2010	2	4	3	2	2	20	20	7	0	0	7	0
	0	0	0	0	0	0	0	0	0	0	0	0
	0	0	0	0								
2010	2	4	3	2	2	21	21	9	0	0	9	0
	0	0	0	0	0	0	0	0	0	0	0	0
	0	0	0	0								
2010	2	4	3	2	2	22	22	7	0	0	7	0
	0	0	0	0	0	0	0	0	0	0	0	0
	0	0	0	0								
2010	2	4	3	2	2	23	23	2	0	0	2	0
	0	0	0	0	0	0	0	0	0	0	0	0
	0	0	0	0								
2010	2	4	3	2	2	24	24	2	0	0	2	0
	0	0	0	0	0	0	0	0	0	0	0	0
	0	0	0	0								
2010	2	4	3	2	2	25	25	3	0	0	3	0
	0	0	0	0	0	0	0	0	0	0	0	0
	0	0	0	0								
2010	2	4	3	2	2	26	26	1	0	0	1	0
	0	0	0	0	0	0	0	0	0	0	0	0
	0	0	0	0								
2010	2	4	3	2	2	27	27	3	0	0	3	0
	0	0	0	0	0	0	0	0	0	0	0	0
	0	0	0	0								
2010	2	4	3	2	2	28	28	3	0	0	3	0
	0	0	0	0	0	0	0	0	0	0	0	0
	0	0	0	0								
2010	2	4	3	2	2	29	29	1	0	0	1	0
	0	0	0	0	0	0	0	0	0	0	0	0
	0	0	0	0								

2011	1	4	3	2	2	15	15	1	0	0	1	0
	0	0	0	0	0	0	0	0	0	0	0	0
	0	0	0	0								
2011	1	4	3	2	2	16	16	1	0	0	1	0
	0	0	0	0	0	0	0	0	0	0	0	0
	0	0	0	0								
2011	1	4	3	2	2	17	17	2	0	0	2	0
	0	0	0	0	0	0	0	0	0	0	0	0
	0	0	0	0								
2011	1	4	3	2	2	18	18	1	0	0	1	0
	0	0	0	0	0	0	0	0	0	0	0	0
	0	0	0	0								
2011	1	4	3	2	2	19	19	2	0	0	2	0
	0	0	0	0	0	0	0	0	0	0	0	0
	0	0	0	0								
2011	1	4	3	2	2	20	20	4	0	0	4	0
	0	0	0	0	0	0	0	0	0	0	0	0
	0	0	0	0								
2011	1	4	3	2	2	21	21	2	0	0	2	0
	0	0	0	0	0	0	0	0	0	0	0	0
	0	0	0	0								
2011	1	4	3	2	2	22	22	1	0	0	1	0
	0	0	0	0	0	0	0	0	0	0	0	0
	0	0	0	0								
2011	1	4	3	2	2	23	23	1	0	0	1	0
	0	0	0	0	0	0	0	0	0	0	0	0
	0	0	0	0								
2011	1	4	3	2	2	25	25	2	0	0	2	0
	0	0	0	0	0	0	0	0	0	0	0	0
	0	0	0	0								
2011	1	4	3	2	2	26	26	3	0	0	3	0
	0	0	0	0	0	0	0	0	0	0	0	0
	0	0	0	0								
2011	1	4	3	2	2	27	27	2	0	0	2	0
	0	0	0	0	0	0	0	0	0	0	0	0
	0	0	0	0								
2011	1	4	3	2	2	28	28	3	0	0	3	0
	0	0	0	0	0	0	0	0	0	0	0	0
	0	0	0	0								
2011	1	4	3	2	2	29	29	1	0	0	1	0
	0	0	0	0	0	0	0	0	0	0	0	0
	0	0	0	0								
2011	2	4	3	2	2	16	16	1	0	0	1	0
	0	0	0	0	0	0	0	0	0	0	0	0
	0	0	0	0								
2011	2	4	3	2	2	17	17	3	0	0	3	0
	0	0	0	0	0	0	0	0	0	0	0	0
	0	0	0	0								
2011	2	4	3	2	2	18	18	2	0	0	2	0
	0	0	0	0	0	0	0	0	0	0	0	0
	0	0	0	0								
2011	2	4	3	2	2	19	19	2	0	0	2	0
	0	0	0	0	0	0	0	0	0	0	0	0
	0	0	0	0								
2011	2	4	3	2	2	20	20	2	0	0	2	0
	0	0	0	0	0	0	0	0	0	0	0	0
	0	0	0	0								

2011	2	4	3	2	2	21	21	3	0	0	3	0
	0	0	0	0	0	0	0	0	0	0	0	0
	0	0	0	0								
2011	2	4	3	2	2	22	22	2	0	0	2	0
	0	0	0	0	0	0	0	0	0	0	0	0
	0	0	0	0								
2011	2	4	3	2	2	23	23	1	0	0	1	0
	0	0	0	0	0	0	0	0	0	0	0	0
	0	0	0	0								
2011	2	4	3	2	2	25	25	1	0	0	1	0
	0	0	0	0	0	0	0	0	0	0	0	0
	0	0	0	0								
2011	2	4	3	2	2	26	26	1	0	0	1	0
	0	0	0	0	0	0	0	0	0	0	0	0
	0	0	0	0								
2011	2	4	3	2	2	27	27	2	0	0	2	0
	0	0	0	0	0	0	0	0	0	0	0	0
	0	0	0	0								
2011	2	4	3	2	2	30	30	1	0	0	1	0
	0	0	0	0	0	0	0	0	0	0	0	0
	0	0	0	0								
2011	2	4	3	2	2	31	31	2	0	0	2	0
	0	0	0	0	0	0	0	0	0	0	0	0
	0	0	0	0								
2011	2	4	3	2	2	33	33	1	0	0	1	0
	0	0	0	0	0	0	0	0	0	0	0	0
	0	0	0	0								
2012	1	4	3	2	2	17	17	2	0	0	2	0
	0	0	0	0	0	0	0	0	0	0	0	0
	0	0	0	0								
2012	1	4	3	2	2	18	18	1	0	0	1	0
	0	0	0	0	0	0	0	0	0	0	0	0
	0	0	0	0								
2012	1	4	3	2	2	20	20	3	0	0	3	0
	0	0	0	0	0	0	0	0	0	0	0	0
	0	0	0	0								
2012	1	4	3	2	2	21	21	1	0	0	1	0
	0	0	0	0	0	0	0	0	0	0	0	0
	0	0	0	0								
2012	1	4	3	2	2	22	22	1	0	0	1	0
	0	0	0	0	0	0	0	0	0	0	0	0
	0	0	0	0								
2012	1	4	3	2	2	23	23	1	0	0	1	0
	0	0	0	0	0	0	0	0	0	0	0	0
	0	0	0	0								
2012	1	4	3	2	2	24	24	1	0	0	1	0
	0	0	0	0	0	0	0	0	0	0	0	0
	0	0	0	0								
2012	1	4	3	2	2	25	25	2	0	0	2	0
	0	0	0	0	0	0	0	0	0	0	0	0
	0	0	0	0								
2012	1	4	3	2	2	26	26	2	0	0	2	0
	0	0	0	0	0	0	0	0	0	0	0	0
	0	0	0	0								
2012	1	4	3	2	2	27	27	1	0	0	1	0
	0	0	0	0	0	0	0	0	0	0	0	0
	0	0	0	0								

2012	1 0 0	4 0 0	3 0 0	2 0 0	2 0	28 0	28 0	1 0	0 0	0 0	1 0	0 0
2012	1 0 0	4 0 0	3 0 0	2 0 0	2 0	29 0	29 0	2 0	0 0	0 0	2 0	0 0
2012	1 0 0	4 0 0	3 0 0	2 0 0	2 0	31 0	31 0	1 0	0 0	0 0	1 0	0 0
2012	2 0 0	4 0 0	3 0 0	2 0 0	2 0	16 0	16 0	2 0	0 0	0 0	2 0	0 0
2012	2 0 0	4 0 0	3 0 0	2 0 0	2 0	20 0	20 0	1 0	0 0	0 0	1 0	0 0
2012	2 0 0	4 0 0	3 0 0	2 0 0	2 0	21 0	21 0	1 0	0 0	0 0	1 0	0 0
2012	2 0 0	4 0 0	3 0 0	2 0 0	2 0	22 0	22 0	1 0	0 0	0 0	1 0	0 0
2013	2 0 0	4 0 0	3 0 0	2 0 0	2 0	14 0	14 0	1 0	0 0	0 0	1 0	0 0
2013	2 0 0	4 0 0	3 0 0	2 0 0	2 0	16 0	16 0	5 0	0 0	0 0	5 0	0 0
2013	2 0 0	4 0 0	3 0 0	2 0 0	2 0	17 0	17 0	3 0	0 0	0 0	3 0	0 0
2013	2 0 0	4 0 0	3 0 0	2 0 0	2 0	18 0	18 0	3 0	0 0	0 0	3 0	0 0
2013	2 0 0	4 0 0	3 0 0	2 0 0	2 0	19 0	19 0	4 0	0 0	0 0	4 0	0 0
2013	2 0 0	4 0 0	3 0 0	2 0 0	2 0	20 0	20 0	2 0	0 0	0 0	2 0	0 0
2013	2 0 0	4 0 0	3 0 0	2 0 0	2 0	21 0	21 0	1 0	0 0	0 0	1 0	0 0
2013	2 0 0	4 0 0	3 0 0	2 0 0	2 0	24 0	24 0	2 0	0 0	0 0	2 0	0 0
2013	2 0 0	4 0 0	3 0 0	2 0 0	2 0	26 0	26 0	2 0	0 0	0 0	2 0	0 0
2013	2 0 0	4 0 0	3 0 0	2 0 0	2 0	27 0	27 0	2 0	0 0	0 0	2 0	0 0
1999	1 0 0	6 0 0	3 0 0	2 0 0	2 0	10 0	10 0	1 0	0 0	0 0	1 0	0 0
1999	1 0 0	6 0 0	3 0 0	2 0 0	2 0	13 0	13 0	1 0	0 0	0 0	1 0	0 0

1999	1 0 0	6 0 0	3 0 0	2 0 0	2 0	14 0	14 0	6 0	0 0	0 0	6 0	0 0
1999	1 0 0	6 0 0	3 0 0	2 0 0	2 0	15 0	15 0	7 0	0 0	0 0	7 0	0 0
1999	1 0 0	6 0 0	3 0 0	2 0 0	2 0	16 0	16 0	3 0	0 0	0 0	3 0	0 0
1999	1 0 0	6 0 0	3 0 0	2 0 0	2 0	17 0	17 0	4 0	0 0	0 0	4 0	0 0
1999	1 0 0	6 0 0	3 0 0	2 0 0	2 0	18 0	18 0	1 0	0 0	0 0	1 0	0 0
2000	1 0 0	6 0 0	3 0 0	2 0 0	2 0	11 0	11 0	1 0	0 0	0 0	1 0	0 0
2005	2 0 0	6 0 0	3 0 0	2 0 0	2 0	8 0	8 0	1 0	0 1	0 0	0 0	0 0
2005	2 0 0	6 0 0	3 0 0	2 0 0	2 0	9 0	9 0	1 0	0 1	0 0	0 0	0 0
2005	2 0 0	6 0 0	3 0 0	2 0 0	2 0	10 0	10 0	3 0	0 3	0 0	0 0	0 0
2005	2 0 0	6 0 0	3 0 0	2 0 0	2 0	11 0	11 0	5 0	0 4	0 0	1 0	0 0
2005	2 0 0	6 0 0	3 0 0	2 0 0	2 0	12 0	12 0	10 0	0 9	0 0	1 0	0 0
2005	2 0 0	6 0 0	3 0 0	2 0 0	2 0	13 0	13 0	10 0	0 5	0 0	5 0	0 0
2005	2 0 0	6 0 0	3 0 0	2 0 0	2 0	14 0	14 0	10 0	0 2	0 0	8 0	0 0
2005	2 0 0	6 0 0	3 0 0	2 0 0	2 0	15 0	15 0	6 0	0 0	0 0	6 0	0 0
2005	2 0 0	6 0 0	3 0 0	2 0 0	2 0	16 0	16 0	7 0	0 0	0 0	7 0	0 0
2005	2 0 0	6 0 0	3 0 0	2 0 0	2 0	17 0	17 0	5 0	0 0	0 0	5 0	0 0
2005	2 0 0	6 0 0	3 0 0	2 0 0	2 0	18 0	18 0	2 0	0 0	0 0	2 0	0 0
2005	2 0 0	6 0 0	3 0 0	2 0 0	2 0	19 0	19 0	3 0	0 0	0 0	3 0	0 0
2006	1 0 0	6 0 0	3 0 0	2 0 0	2 0	8 0	8 0	1 0	0 1	0 0	0 0	0 0

2006	1	6	3	2	2	9	9	9	0	0	4	0
	0	0	0	0	0	0	0	0	5	0	0	0
	0	0	0	0								
2006	1	6	3	2	2	10	10	13	0	0	5	0
	0	0	0	0	0	0	0	0	8	0	0	0
	0	0	0	0								
2006	1	6	3	2	2	11	11	15	0	0	6	0
	0	0	0	0	0	0	0	0	9	0	0	0
	0	0	0	0								
2006	1	6	3	2	2	12	12	22	0	0	10	0
	0	0	0	0	0	0	0	0	12	0	0	0
	0	0	0	0								
2006	1	6	3	2	2	13	13	33	0	0	16	0
	0	0	0	0	0	0	0	0	17	0	0	0
	0	0	0	0								
2006	1	6	3	2	2	14	14	21	0	0	20	0
	0	0	0	0	0	0	0	0	1	0	0	0
	0	0	0	0								
2006	1	6	3	2	2	15	15	26	0	0	26	0
	0	0	0	0	0	0	0	0	0	0	0	0
	0	0	0	0								
2006	1	6	3	2	2	16	16	8	0	0	8	0
	0	0	0	0	0	0	0	0	0	0	0	0
	0	0	0	0								
2006	1	6	3	2	2	17	17	10	0	0	10	0
	0	0	0	0	0	0	0	0	0	0	0	0
	0	0	0	0								
2006	1	6	3	2	2	18	18	4	0	0	4	0
	0	0	0	0	0	0	0	0	0	0	0	0
	0	0	0	0								
2006	1	6	3	2	2	19	19	2	0	0	2	0
	0	0	0	0	0	0	0	0	0	0	0	0
	0	0	0	0								
2006	1	6	3	2	2	20	20	3	0	0	3	0
	0	0	0	0	0	0	0	0	0	0	0	0
	0	0	0	0								
2006	1	6	3	2	2	21	21	2	0	0	2	0
	0	0	0	0	0	0	0	0	0	0	0	0
	0	0	0	0								
2006	1	6	3	2	2	22	22	1	0	0	1	0
	0	0	0	0	0	0	0	0	0	0	0	0
	0	0	0	0								
2006	2	6	3	2	2	5	5	2	0	0	2	0
	0	0	0	0	0	0	0	0	0	0	0	0
	0	0	0	0								
2006	2	6	3	2	2	6	6	4	0	0	2	0
	0	0	0	0	0	0	0	0	2	0	0	0
	0	0	0	0								
2006	2	6	3	2	2	7	7	7	0	0	7	0
	0	0	0	0	0	0	0	0	0	0	0	0
	0	0	0	0								
2006	2	6	3	2	2	8	8	1	0	0	1	0
	0	0	0	0	0	0	0	0	0	0	0	0
	0	0	0	0								
2006	2	6	3	2	2	9	9	6	0	0	4	0
	0	0	0	0	0	0	0	0	2	0	0	0
	0	0	0	0								

2006	2	6	3	2	2	10	10	4	0	0	4	0
	0	0	0	0	0	0	0	0	0	0	0	0
	0	0	0	0								
2006	2	6	3	2	2	11	11	5	0	0	3	0
	0	0	0	0	0	0	0	0	2	0	0	0
	0	0	0	0								
2006	2	6	3	2	2	12	12	6	0	0	1	0
	0	0	0	0	0	0	0	0	5	0	0	0
	0	0	0	0								
2006	2	6	3	2	2	13	13	8	0	0	5	0
	0	0	0	0	0	0	0	0	3	0	0	0
	0	0	0	0								
2006	2	6	3	2	2	14	14	11	0	0	10	0
	0	0	0	0	0	0	0	0	1	0	0	0
	0	0	0	0								
2006	2	6	3	2	2	15	15	10	0	0	10	0
	0	0	0	0	0	0	0	0	0	0	0	0
	0	0	0	0								
2006	2	6	3	2	2	16	16	6	0	0	6	0
	0	0	0	0	0	0	0	0	0	0	0	0
	0	0	0	0								
2006	2	6	3	2	2	17	17	9	0	0	9	0
	0	0	0	0	0	0	0	0	0	0	0	0
	0	0	0	0								
2006	2	6	3	2	2	18	18	2	0	0	2	0
	0	0	0	0	0	0	0	0	0	0	0	0
	0	0	0	0								
2006	2	6	3	2	2	19	19	5	0	0	5	0
	0	0	0	0	0	0	0	0	0	0	0	0
	0	0	0	0								
2006	2	6	3	2	2	21	21	1	0	0	1	0
	0	0	0	0	0	0	0	0	0	0	0	0
	0	0	0	0								
2007	1	6	3	2	2	6	6	4	0	0	4	0
	0	0	0	0	0	0	0	0	0	0	0	0
	0	0	0	0								
2007	1	6	3	2	2	7	7	4	0	0	3	0
	0	0	0	0	0	0	0	0	1	0	0	0
	0	0	0	0								
2007	1	6	3	2	2	8	8	1	0	0	0	0
	0	0	0	0	0	0	0	0	1	0	0	0
	0	0	0	0								
2007	1	6	3	2	2	9	9	7	0	0	7	0
	0	0	0	0	0	0	0	0	0	0	0	0
	0	0	0	0								
2007	1	6	3	2	2	10	10	6	0	0	5	0
	0	0	0	0	0	0	0	0	1	0	0	0
	0	0	0	0								
2007	1	6	3	2	2	11	11	8	0	0	1	0
	0	0	0	0	0	0	0	0	7	0	0	0
	0	0	0	0								
2007	1	6	3	2	2	12	12	5	0	0	3	0
	0	0	0	0	0	0	0	0	2	0	0	0
	0	0	0	0								
2007	1	6	3	2	2	13	13	7	0	0	6	0
	0	0	0	0	0	0	0	0	1	0	0	0
	0	0	0	0								

2007	1	6	3	2	2	14	14	3	0	0	3	0
	0	0	0	0	0	0	0	0	0	0	0	0
	0	0	0	0								
2007	1	6	3	2	2	15	15	18	0	0	17	0
	0	0	0	0	0	0	0	0	1	0	0	0
	0	0	0	0								
2007	1	6	3	2	2	16	16	12	0	0	12	0
	0	0	0	0	0	0	0	0	0	0	0	0
	0	0	0	0								
2007	1	6	3	2	2	17	17	6	0	0	6	0
	0	0	0	0	0	0	0	0	0	0	0	0
	0	0	0	0								
2007	1	6	3	2	2	18	18	4	0	0	4	0
	0	0	0	0	0	0	0	0	0	0	0	0
	0	0	0	0								
2007	1	6	3	2	2	19	19	2	0	0	2	0
	0	0	0	0	0	0	0	0	0	0	0	0
	0	0	0	0								
2007	2	6	3	2	2	7	7	2	0	0	0	0
	0	0	0	0	0	0	0	0	2	0	0	0
	0	0	0	0								
2007	2	6	3	2	2	8	8	4	0	0	2	0
	0	0	0	0	0	0	0	0	2	0	0	0
	0	0	0	0								
2007	2	6	3	2	2	9	9	3	0	0	2	0
	0	0	0	0	0	0	0	0	1	0	0	0
	0	0	0	0								
2007	2	6	3	2	2	10	10	12	0	0	5	0
	0	0	0	0	0	0	0	0	7	0	0	0
	0	0	0	0								
2007	2	6	3	2	2	11	11	17	0	0	5	0
	0	0	0	0	0	0	0	0	12	0	0	0
	0	0	0	0								
2007	2	6	3	2	2	12	12	21	0	0	9	0
	0	0	0	0	0	0	0	0	12	0	0	0
	0	0	0	0								
2007	2	6	3	2	2	13	13	26	0	0	15	0
	0	0	0	0	0	0	0	0	11	0	0	0
	0	0	0	0								
2007	2	6	3	2	2	14	14	36	0	0	31	0
	0	0	0	0	0	0	0	0	5	0	0	0
	0	0	0	0								
2007	2	6	3	2	2	15	15	17	0	0	13	0
	0	0	0	0	0	0	0	0	4	0	0	0
	0	0	0	0								
2007	2	6	3	2	2	16	16	9	0	0	9	0
	0	0	0	0	0	0	0	0	0	0	0	0
	0	0	0	0								
2007	2	6	3	2	2	17	17	9	0	0	8	0
	0	0	0	0	0	0	0	0	1	0	0	0
	0	0	0	0								
2007	2	6	3	2	2	18	18	3	0	0	3	0
	0	0	0	0	0	0	0	0	0	0	0	0
	0	0	0	0								
2007	2	6	3	2	2	19	19	1	0	0	1	0
	0	0	0	0	0	0	0	0	0	0	0	0
	0	0	0	0								

2007	2	6	3	2	2	20	20	3	0	0	3	0
	0	0	0	0	0	0	0	0	0	0	0	0
	0	0	0	0								
2007	2	6	3	2	2	22	22	2	0	0	2	0
	0	0	0	0	0	0	0	0	0	0	0	0
	0	0	0	0								
2007	2	6	3	2	2	23	23	1	0	0	1	0
	0	0	0	0	0	0	0	0	0	0	0	0
	0	0	0	0								
2008	1	6	3	2	2	9	9	3	0	0	2	0
	0	0	0	0	0	0	0	0	1	0	0	0
	0	0	0	0								
2008	1	6	3	2	2	10	10	3	0	0	3	0
	0	0	0	0	0	0	0	0	0	0	0	0
	0	0	0	0								
2008	1	6	3	2	2	11	11	5	0	0	2	0
	0	0	0	0	0	0	0	0	3	0	0	0
	0	0	0	0								
2008	1	6	3	2	2	12	12	6	0	0	5	0
	0	0	0	0	0	0	0	0	1	0	0	0
	0	0	0	0								
2008	1	6	3	2	2	13	13	8	0	0	7	0
	0	0	0	0	0	0	0	0	1	0	0	0
	0	0	0	0								
2008	1	6	3	2	2	14	14	9	0	0	8	0
	0	0	0	0	0	0	0	0	1	0	0	0
	0	0	0	0								
2008	1	6	3	2	2	15	15	4	0	0	4	0
	0	0	0	0	0	0	0	0	0	0	0	0
	0	0	0	0								
2008	1	6	3	2	2	16	16	2	0	0	2	0
	0	0	0	0	0	0	0	0	0	0	0	0
	0	0	0	0								
2008	1	6	3	2	2	17	17	2	0	0	2	0
	0	0	0	0	0	0	0	0	0	0	0	0
	0	0	0	0								
2008	2	6	3	2	2	8	8	3	0	0	3	0
	0	0	0	0	0	0	0	0	0	0	0	0
	0	0	0	0								
2008	2	6	3	2	2	11	11	1	0	0	1	0
	0	0	0	0	0	0	0	0	0	0	0	0
	0	0	0	0								
2008	2	6	3	2	2	12	12	3	0	0	2	0
	0	0	0	0	0	0	0	0	1	0	0	0
	0	0	0	0								
2008	2	6	3	2	2	13	13	4	0	0	3	0
	0	0	0	0	0	0	0	0	1	0	0	0
	0	0	0	0								
2008	2	6	3	2	2	14	14	8	0	0	6	0
	0	0	0	0	0	0	0	0	2	0	0	0
	0	0	0	0								
2008	2	6	3	2	2	15	15	6	0	0	6	0
	0	0	0	0	0	0	0	0	0	0	0	0
	0	0	0	0								
2008	2	6	3	2	2	16	16	2	0	0	2	0
	0	0	0	0	0	0	0	0	0	0	0	0
	0	0	0	0								

2008	2	6	3	2	2	17	17	4	0	0	4	0
	0	0	0	0	0	0	0	0	0	0	0	0
	0	0	0	0								
2008	2	6	3	2	2	18	18	1	0	0	1	0
	0	0	0	0	0	0	0	0	0	0	0	0
	0	0	0	0								
2008	2	6	3	2	2	19	19	1	0	0	1	0
	0	0	0	0	0	0	0	0	0	0	0	0
	0	0	0	0								
2008	2	6	3	2	2	21	21	1	0	0	1	0
	0	0	0	0	0	0	0	0	0	0	0	0
	0	0	0	0								
2008	2	6	3	2	2	22	22	1	0	0	0	0
	0	0	0	0	0	0	0	0	1	0	0	0
	0	0	0	0								
2009	1	6	3	2	2	11	11	1	0	0	0	0
	0	0	0	0	0	0	0	0	1	0	0	0
	0	0	0	0								
2009	1	6	3	2	2	12	12	1	0	0	1	0
	0	0	0	0	0	0	0	0	0	0	0	0
	0	0	0	0								
2009	1	6	3	2	2	13	13	5	0	0	1	0
	0	0	0	0	0	0	0	0	4	0	0	0
	0	0	0	0								
2009	1	6	3	2	2	14	14	2	0	0	1	0
	0	0	0	0	0	0	0	0	1	0	0	0
	0	0	0	0								
2009	1	6	3	2	2	15	15	3	0	0	3	0
	0	0	0	0	0	0	0	0	0	0	0	0
	0	0	0	0								
2009	1	6	3	2	2	16	16	1	0	0	1	0
	0	0	0	0	0	0	0	0	0	0	0	0
	0	0	0	0								
2009	1	6	3	2	2	17	17	2	0	0	2	0
	0	0	0	0	0	0	0	0	0	0	0	0
	0	0	0	0								
2009	1	6	3	2	2	18	18	1	0	0	1	0
	0	0	0	0	0	0	0	0	0	0	0	0
	0	0	0	0								
2009	2	6	3	2	2	11	11	1	0	0	1	0
	0	0	0	0	0	0	0	0	0	0	0	0
	0	0	0	0								
2009	2	6	3	2	2	12	12	3	0	0	0	0
	0	0	0	0	0	0	0	0	3	0	0	0
	0	0	0	0								
2009	2	6	3	2	2	13	13	1	0	0	0	0
	0	0	0	0	0	0	0	0	1	0	0	0
	0	0	0	0								
2009	2	6	3	2	2	15	15	3	0	0	3	0
	0	0	0	0	0	0	0	0	0	0	0	0
	0	0	0	0								
2009	2	6	3	2	2	16	16	2	0	0	2	0
	0	0	0	0	0	0	0	0	0	0	0	0
	0	0	0	0								
2009	2	6	3	2	2	17	17	3	0	0	3	0
	0	0	0	0	0	0	0	0	0	0	0	0
	0	0	0	0								

2009	2	6	3	2	2	20	20	1	0	0	1	0
	0	0	0	0	0	0	0	0	0	0	0	0
	0	0	0	0								
2009	2	6	3	2	2	21	21	1	0	0	1	0
	0	0	0	0	0	0	0	0	0	0	0	0
	0	0	0	0								
2009	2	6	3	2	2	24	24	1	0	0	1	0
	0	0	0	0	0	0	0	0	0	0	0	0
	0	0	0	0								
2010	1	6	3	2	2	13	13	3	0	0	1	0
	0	0	0	0	0	0	0	0	2	0	0	0
	0	0	0	0								
2010	1	6	3	2	2	15	15	2	0	0	2	0
	0	0	0	0	0	0	0	0	0	0	0	0
	0	0	0	0								
2010	1	6	3	2	2	17	17	2	0	0	2	0
	0	0	0	0	0	0	0	0	0	0	0	0
	0	0	0	0								
2010	2	6	3	2	2	9	9	1	0	0	0	0
	0	0	0	0	0	0	0	0	1	0	0	0
	0	0	0	0								
2010	2	6	3	2	2	11	11	3	0	0	1	0
	0	0	0	0	0	0	0	0	2	0	0	0
	0	0	0	0								
2010	2	6	3	2	2	12	12	1	0	0	0	0
	0	0	0	0	0	0	0	0	1	0	0	0
	0	0	0	0								
2010	2	6	3	2	2	13	13	6	0	0	4	0
	0	0	0	0	0	0	0	0	2	0	0	0
	0	0	0	0								
2010	2	6	3	2	2	14	14	4	0	0	1	0
	0	0	0	0	0	0	0	0	3	0	0	0
	0	0	0	0								
2010	2	6	3	2	2	15	15	3	0	0	3	0
	0	0	0	0	0	0	0	0	0	0	0	0
	0	0	0	0								
2010	2	6	3	2	2	16	16	10	0	0	10	0
	0	0	0	0	0	0	0	0	0	0	0	0
	0	0	0	0								
2010	2	6	3	2	2	17	17	9	0	0	9	0
	0	0	0	0	0	0	0	0	0	0	0	0
	0	0	0	0								
2010	2	6	3	2	2	18	18	6	0	0	6	0
	0	0	0	0	0	0	0	0	0	0	0	0
	0	0	0	0								
2010	2	6	3	2	2	19	19	2	0	0	2	0
	0	0	0	0	0	0	0	0	0	0	0	0
	0	0	0	0								
2011	2	6	3	2	2	9	9	1	0	0	1	0
	0	0	0	0	0	0	0	0	0	0	0	0
	0	0	0	0								
2011	2	6	3	2	2	10	10	2	0	0	2	0
	0	0	0	0	0	0	0	0	0	0	0	0
	0	0	0	0								
2011	2	6	3	2	2	11	11	1	0	0	1	0
	0	0	0	0	0	0	0	0	0	0	0	0
	0	0	0	0								

2011	2	6	3	2	2	13	13	6	0	0	5	0
	0	0	0	0	0	0	0	0	1	0	0	0
	0	0	0	0								
2011	2	6	3	2	2	16	16	1	0	0	1	0
	0	0	0	0	0	0	0	0	0	0	0	0
	0	0	0	0								
2012	1	6	3	2	2	6	6	1	0	0	1	0
	0	0	0	0	0	0	0	0	0	0	0	0
	0	0	0	0								
2012	1	6	3	2	2	7	7	1	0	0	0	0
	0	0	0	0	0	0	0	0	1	0	0	0
	0	0	0	0								
2012	1	6	3	2	2	10	10	1	0	0	1	0
	0	0	0	0	0	0	0	0	0	0	0	0
	0	0	0	0								
2012	1	6	3	2	2	11	11	2	0	0	2	0
	0	0	0	0	0	0	0	0	0	0	0	0
	0	0	0	0								
2012	2	6	3	2	2	6	6	1	0	0	0	0
	0	0	0	0	0	0	0	0	1	0	0	0
	0	0	0	0								
2012	2	6	3	2	2	8	8	1	0	0	0	0
	0	0	0	0	0	0	0	0	1	0	0	0
	0	0	0	0								
2012	2	6	3	2	2	14	14	1	0	0	1	0
	0	0	0	0	0	0	0	0	0	0	0	0
	0	0	0	0								
2012	2	6	3	2	2	15	15	4	0	0	1	0
	0	0	0	0	0	0	0	0	3	0	0	0
	0	0	0	0								
2012	2	6	3	2	2	16	16	3	0	0	3	0
	0	0	0	0	0	0	0	0	0	0	0	0
	0	0	0	0								
2012	2	6	3	2	2	17	17	1	0	0	1	0
	0	0	0	0	0	0	0	0	0	0	0	0
	0	0	0	0								
2012	2	6	3	2	2	24	24	1	0	0	1	0
	0	0	0	0	0	0	0	0	0	0	0	0
	0	0	0	0								
2013	2	6	3	2	2	13	13	2	0	0	1	0
	0	0	0	0	0	0	0	0	1	0	0	0
	0	0	0	0								
2013	2	6	3	2	2	14	14	2	0	0	2	0
	0	0	0	0	0	0	0	0	0	0	0	0
	0	0	0	0								
2013	2	6	3	2	2	15	15	2	0	0	2	0
	0	0	0	0	0	0	0	0	0	0	0	0
	0	0	0	0								
2013	2	6	3	2	2	16	16	9	0	0	9	0
	0	0	0	0	0	0	0	0	0	0	0	0
	0	0	0	0								
2013	2	6	3	2	2	17	17	3	0	0	3	0
	0	0	0	0	0	0	0	0	0	0	0	0
	0	0	0	0								
2013	2	6	3	2	2	18	18	1	0	0	1	0
	0	0	0	0	0	0	0	0	0	0	0	0
	0	0	0	0								

2013	2 0 0	6 0 0	3 0 0	2 0 0	2 0	20 0	20 0	1 0	0 0	0 0	1 0	0 0
2000	1 0 0	7 0 0	3 0 0	2 0 0	2 0	11 0	11 0	1 0	0 0	0 0	1 0	0 0
2002	1 0 0	7 0 0	3 0 0	2 0 0	2 0	12 0	12 0	1 0	0 1	0 0	0 0	0 0
2002	1 0 0	7 0 0	3 0 0	2 0 0	2 0	13 0	13 0	2 0	0 2	0 0	0 0	0 0
2002	1 0 0	7 0 0	3 0 0	2 0 0	2 0	15 0	15 0	1 0	0 1	0 0	0 0	0 0
2002	2 0 0	7 0 0	3 0 0	2 0 0	2 0	8 0	8 0	1 0	0 1	0 0	0 0	0 0
2002	2 0 0	7 0 0	3 0 0	2 0 0	2 0	11 0	11 0	1 0	0 1	0 0	0 0	0 0
2002	2 0 0	7 0 0	3 0 0	2 0 0	2 0	12 0	12 0	4 0	0 4	0 0	0 0	0 0
2002	2 0 0	7 0 0	3 0 0	2 0 0	2 0	13 0	13 0	2 0	0 2	0 0	0 0	0 0
2002	2 0 0	7 0 0	3 0 0	2 0 0	2 0	14 0	14 0	1 0	0 1	0 0	0 0	0 0
2003	1 0 0	7 0 0	3 0 0	2 0 0	2 0	11 0	11 0	1 0	0 1	0 0	0 0	0 0
2003	1 0 0	7 0 0	3 0 0	2 0 0	2 0	12 0	12 0	1 0	0 1	0 0	0 0	0 0
2003	1 0 0	7 0 0	3 0 0	2 0 0	2 0	14 0	14 0	3 0	0 3	0 0	0 0	0 0
2003	1 0 0	7 0 0	3 0 0	2 0 0	2 0	15 0	15 0	1 0	0 1	0 0	0 0	0 0
2003	2 0 0	7 0 0	3 0 0	2 0 0	2 0	10 0	10 0	1 0	0 1	0 0	0 0	0 0
2003	2 0 0	7 0 0	3 0 0	2 0 0	2 0	12 0	12 0	2 0	0 2	0 0	0 0	0 0
2003	2 0 0	7 0 0	3 0 0	2 0 0	2 0	13 0	13 0	3 0	0 3	0 0	0 0	0 0
2003	2 0 0	7 0 0	3 0 0	2 0 0	2 0	14 0	14 0	4 0	0 4	0 0	0 0	0 0
2004	1 0 0	7 0 0	3 0 0	2 0 0	2 0	12 0	12 0	1 0	0 1	0 0	0 0	0 0

2004	1	7	3	2	2	13	13	1	0	0	0	0
	0	0	0	0	0	0	0	0	1	0	0	0
	0	0	0	0								
2004	2	7	3	2	2	8	8	3	0	0	0	0
	0	0	0	0	0	0	0	0	3	0	0	0
	0	0	0	0								
2004	2	7	3	2	2	9	9	1	0	0	0	0
	0	0	0	0	0	0	0	0	1	0	0	0
	0	0	0	0								
2004	2	7	3	2	2	10	10	2	0	0	0	0
	0	0	0	0	0	0	0	0	2	0	0	0
	0	0	0	0								
2004	2	7	3	2	2	11	11	4	0	0	0	0
	0	0	0	0	0	0	0	0	4	0	0	0
	0	0	0	0								
2004	2	7	3	2	2	12	12	9	0	0	0	0
	0	0	0	0	0	0	0	0	9	0	0	0
	0	0	0	0								
2004	2	7	3	2	2	13	13	7	0	0	0	0
	0	0	0	0	0	0	0	0	7	0	0	0
	0	0	0	0								
2004	2	7	3	2	2	14	14	1	0	0	0	0
	0	0	0	0	0	0	0	0	1	0	0	0
	0	0	0	0								
2004	2	7	3	2	2	15	15	5	0	0	0	0
	0	0	0	0	0	0	0	0	5	0	0	0
	0	0	0	0								
2004	2	7	3	2	2	16	16	1	0	0	0	0
	0	0	0	0	0	0	0	0	1	0	0	0
	0	0	0	0								
2004	2	7	3	2	2	17	17	1	0	0	0	0
	0	0	0	0	0	0	0	0	1	0	0	0
	0	0	0	0								
2004	2	7	3	2	2	20	20	1	0	0	0	0
	0	0	0	0	0	0	0	0	1	0	0	0
	0	0	0	0								
2005	1	7	3	2	2	11	11	1	0	0	0	0
	0	0	0	0	0	0	0	0	1	0	0	0
	0	0	0	0								
2005	1	7	3	2	2	12	12	4	0	0	0	0
	0	0	0	0	0	0	0	0	4	0	0	0
	0	0	0	0								
2005	1	7	3	2	2	13	13	3	0	0	0	0
	0	0	0	0	0	0	0	0	3	0	0	0
	0	0	0	0								
2005	2	7	3	2	2	10	10	3	0	0	0	0
	0	0	0	0	0	0	0	0	3	0	0	0
	0	0	0	0								
2005	2	7	3	2	2	11	11	5	0	0	1	0
	0	0	0	0	0	0	0	0	4	0	0	0
	0	0	0	0								
2005	2	7	3	2	2	12	12	12	0	0	1	0
	0	0	0	0	0	0	0	0	11	0	0	0
	0	0	0	0								
2005	2	7	3	2	2	13	13	27	0	0	5	0
	0	0	0	0	0	0	0	0	22	0	0	0
	0	0	0	0								

2005	2	7	3	2	2	14	14	18	0	0	8	0
	0	0	0	0	0	0	0	0	10	0	0	0
	0	0	0	0								
2005	2	7	3	2	2	15	15	10	0	0	6	0
	0	0	0	0	0	0	0	0	4	0	0	0
	0	0	0	0								
2005	2	7	3	2	2	16	16	11	0	0	7	0
	0	0	0	0	0	0	0	0	4	0	0	0
	0	0	0	0								
2005	2	7	3	2	2	17	17	6	0	0	5	0
	0	0	0	0	0	0	0	0	1	0	0	0
	0	0	0	0								
2005	2	7	3	2	2	18	18	2	0	0	2	0
	0	0	0	0	0	0	0	0	0	0	0	0
	0	0	0	0								
2005	2	7	3	2	2	19	19	3	0	0	3	0
	0	0	0	0	0	0	0	0	0	0	0	0
	0	0	0	0								
2006	1	7	3	2	2	9	9	4	0	0	4	0
	0	0	0	0	0	0	0	0	0	0	0	0
	0	0	0	0								
2006	1	7	3	2	2	10	10	5	0	0	5	0
	0	0	0	0	0	0	0	0	0	0	0	0
	0	0	0	0								
2006	1	7	3	2	2	11	11	7	0	0	6	0
	0	0	0	0	0	0	0	0	1	0	0	0
	0	0	0	0								
2006	1	7	3	2	2	12	12	10	0	0	10	0
	0	0	0	0	0	0	0	0	0	0	0	0
	0	0	0	0								
2006	1	7	3	2	2	13	13	19	0	0	16	0
	0	0	0	0	0	0	0	0	3	0	0	0
	0	0	0	0								
2006	1	7	3	2	2	14	14	21	0	0	20	0
	0	0	0	0	0	0	0	0	1	0	0	0
	0	0	0	0								
2006	1	7	3	2	2	15	15	26	0	0	26	0
	0	0	0	0	0	0	0	0	0	0	0	0
	0	0	0	0								
2006	1	7	3	2	2	16	16	8	0	0	8	0
	0	0	0	0	0	0	0	0	0	0	0	0
	0	0	0	0								
2006	1	7	3	2	2	17	17	10	0	0	10	0
	0	0	0	0	0	0	0	0	0	0	0	0
	0	0	0	0								
2006	1	7	3	2	2	18	18	4	0	0	4	0
	0	0	0	0	0	0	0	0	0	0	0	0
	0	0	0	0								
2006	1	7	3	2	2	19	19	2	0	0	2	0
	0	0	0	0	0	0	0	0	0	0	0	0
	0	0	0	0								
2006	1	7	3	2	2	20	20	3	0	0	3	0
	0	0	0	0	0	0	0	0	0	0	0	0
	0	0	0	0								
2006	1	7	3	2	2	21	21	2	0	0	2	0
	0	0	0	0	0	0	0	0	0	0	0	0
	0	0	0	0								

2006	1 0 0	7 0 0	3 0 0	2 0 0	2 0	22 0	22 0	1 0	0 0	0 0	1 0	0 0
2006	2 0 0	7 0 0	3 0 0	2 0 0	2 0	5 0	5 0	2 0	0 0	0 0	2 0	0 0
2006	2 0 0	7 0 0	3 0 0	2 0 0	2 0	6 0	6 0	2 0	0 0	0 0	2 0	0 0
2006	2 0 0	7 0 0	3 0 0	2 0 0	2 0	7 0	7 0	7 0	0 0	0 0	7 0	0 0
2006	2 0 0	7 0 0	3 0 0	2 0 0	2 0	8 0	8 0	1 0	0 0	0 0	1 0	0 0
2006	2 0 0	7 0 0	3 0 0	2 0 0	2 0	9 0	9 0	4 0	0 0	0 0	4 0	0 0
2006	2 0 0	7 0 0	3 0 0	2 0 0	2 0	10 0	10 0	6 0	0 2	0 0	4 0	0 0
2006	2 0 0	7 0 0	3 0 0	2 0 0	2 0	11 0	11 0	7 0	0 4	0 0	3 0	0 0
2006	2 0 0	7 0 0	3 0 0	2 0 0	2 0	12 0	12 0	5 0	0 4	0 0	1 0	0 0
2006	2 0 0	7 0 0	3 0 0	2 0 0	2 0	13 0	13 0	15 0	0 10	0 0	5 0	0 0
2006	2 0 0	7 0 0	3 0 0	2 0 0	2 0	14 0	14 0	13 0	0 3	0 0	10 0	0 0
2006	2 0 0	7 0 0	3 0 0	2 0 0	2 0	15 0	15 0	16 0	0 6	0 0	10 0	0 0
2006	2 0 0	7 0 0	3 0 0	2 0 0	2 0	16 0	16 0	9 0	0 3	0 0	6 0	0 0
2006	2 0 0	7 0 0	3 0 0	2 0 0	2 0	17 0	17 0	9 0	0 0	0 0	9 0	0 0
2006	2 0 0	7 0 0	3 0 0	2 0 0	2 0	18 0	18 0	2 0	0 0	0 0	2 0	0 0
2006	2 0 0	7 0 0	3 0 0	2 0 0	2 0	19 0	19 0	5 0	0 0	0 0	5 0	0 0
2006	2 0 0	7 0 0	3 0 0	2 0 0	2 0	21 0	21 0	1 0	0 0	0 0	1 0	0 0
2007	1 0 0	7 0 0	3 0 0	2 0 0	2 0	6 0	6 0	4 0	0 0	0 0	4 0	0 0
2007	1 0 0	7 0 0	3 0 0	2 0 0	2 0	7 0	7 0	3 0	0 0	0 0	3 0	0 0

2007	1 0 0	7 0 0	3 0 0	2 0 0	2 0	9 0	9 0	7 0	0 0	0 0	7 0	0 0
2007	1 0 0	7 0 0	3 0 0	2 0 0	2 0	10 0	10 0	7 0	0 2	0 0	5 0	0 0
2007	1 0 0	7 0 0	3 0 0	2 0 0	2 0	11 0	11 0	3 0	0 2	0 0	1 0	0 0
2007	1 0 0	7 0 0	3 0 0	2 0 0	2 0	12 0	12 0	4 0	0 1	0 0	3 0	0 0
2007	1 0 0	7 0 0	3 0 0	2 0 0	2 0	13 0	13 0	10 0	0 4	0 0	6 0	0 0
2007	1 0 0	7 0 0	3 0 0	2 0 0	2 0	14 0	14 0	6 0	0 3	0 0	3 0	0 0
2007	1 0 0	7 0 0	3 0 0	2 0 0	2 0	15 0	15 0	17 0	0 0	0 0	17 0	0 0
2007	1 0 0	7 0 0	3 0 0	2 0 0	2 0	16 0	16 0	12 0	0 0	0 0	12 0	0 0
2007	1 0 0	7 0 0	3 0 0	2 0 0	2 0	17 0	17 0	6 0	0 0	0 0	6 0	0 0
2007	1 0 0	7 0 0	3 0 0	2 0 0	2 0	18 0	18 0	4 0	0 0	0 0	4 0	0 0
2007	1 0 0	7 0 0	3 0 0	2 0 0	2 0	19 0	19 0	2 0	0 0	0 0	2 0	0 0
2007	2 0 0	7 0 0	3 0 0	2 0 0	2 0	8 0	8 0	2 0	0 0	0 0	2 0	0 0
2007	2 0 0	7 0 0	3 0 0	2 0 0	2 0	9 0	9 0	3 0	0 1	0 0	2 0	0 0
2007	2 0 0	7 0 0	3 0 0	2 0 0	2 0	10 0	10 0	5 0	0 0	0 0	5 0	0 0
2007	2 0 0	7 0 0	3 0 0	2 0 0	2 0	11 0	11 0	10 0	0 5	0 0	5 0	0 0
2007	2 0 0	7 0 0	3 0 0	2 0 0	2 0	12 0	12 0	15 0	0 6	0 0	9 0	0 0
2007	2 0 0	7 0 0	3 0 0	2 0 0	2 0	13 0	13 0	23 0	0 8	0 0	15 0	0 0
2007	2 0 0	7 0 0	3 0 0	2 0 0	2 0	14 0	14 0	37 0	0 6	0 0	31 0	0 0
2007	2 0 0	7 0 0	3 0 0	2 0 0	2 0	15 0	15 0	19 0	0 6	0 0	13 0	0 0

2007	2 0 0	7 0 0	3 0 0	2 0 0	2 0	16 0	16 0	10 0	0 1	0 0	9 0	0 0
2007	2 0 0	7 0 0	3 0 0	2 0 0	2 0	17 0	17 0	8 0	0 0	0 0	8 0	0 0
2007	2 0 0	7 0 0	3 0 0	2 0 0	2 0	18 0	18 0	3 0	0 0	0 0	3 0	0 0
2007	2 0 0	7 0 0	3 0 0	2 0 0	2 0	19 0	19 0	1 0	0 0	0 0	1 0	0 0
2007	2 0 0	7 0 0	3 0 0	2 0 0	2 0	20 0	20 0	3 0	0 0	0 0	3 0	0 0
2007	2 0 0	7 0 0	3 0 0	2 0 0	2 0	22 0	22 0	2 0	0 0	0 0	2 0	0 0
2007	2 0 0	7 0 0	3 0 0	2 0 0	2 0	23 0	23 0	1 0	0 0	0 0	1 0	0 0
2008	1 0 0	7 0 0	3 0 0	2 0 0	2 0	7 0	7 0	1 0	0 1	0 0	0 0	0 0
2008	1 0 0	7 0 0	3 0 0	2 0 0	2 0	8 0	8 0	7 0	0 7	0 0	0 0	0 0
2008	1 0 0	7 0 0	3 0 0	2 0 0	2 0	9 0	9 0	4 0	0 2	0 0	2 0	0 0
2008	1 0 0	7 0 0	3 0 0	2 0 0	2 0	10 0	10 0	4 0	0 1	0 0	3 0	0 0
2008	1 0 0	7 0 0	3 0 0	2 0 0	2 0	11 0	11 0	4 0	0 2	0 0	2 0	0 0
2008	1 0 0	7 0 0	3 0 0	2 0 0	2 0	12 0	12 0	11 0	0 6	0 0	5 0	0 0
2008	1 0 0	7 0 0	3 0 0	2 0 0	2 0	13 0	13 0	11 0	0 4	0 0	7 0	0 0
2008	1 0 0	7 0 0	3 0 0	2 0 0	2 0	14 0	14 0	10 0	0 2	0 0	8 0	0 0
2008	1 0 0	7 0 0	3 0 0	2 0 0	2 0	15 0	15 0	6 0	0 2	0 0	4 0	0 0
2008	1 0 0	7 0 0	3 0 0	2 0 0	2 0	16 0	16 0	2 0	0 0	0 0	2 0	0 0
2008	1 0 0	7 0 0	3 0 0	2 0 0	2 0	17 0	17 0	2 0	0 0	0 0	2 0	0 0
2008	2 0 0	7 0 0	3 0 0	2 0 0	2 0	8 0	8 0	3 0	0 0	0 0	3 0	0 0

2008	2	7	3	2	2	10	10	5	0	0	0	0
	0	0	0	0	0	0	0	0	5	0	0	0
	0	0	0	0								
2008	2	7	3	2	2	11	11	8	0	0	1	0
	0	0	0	0	0	0	0	0	7	0	0	0
	0	0	0	0								
2008	2	7	3	2	2	12	12	9	0	0	2	0
	0	0	0	0	0	0	0	0	7	0	0	0
	0	0	0	0								
2008	2	7	3	2	2	13	13	14	0	0	3	0
	0	0	0	0	0	0	0	0	11	0	0	0
	0	0	0	0								
2008	2	7	3	2	2	14	14	8	0	0	6	0
	0	0	0	0	0	0	0	0	2	0	0	0
	0	0	0	0								
2008	2	7	3	2	2	15	15	12	0	0	6	0
	0	0	0	0	0	0	0	0	6	0	0	0
	0	0	0	0								
2008	2	7	3	2	2	16	16	2	0	0	2	0
	0	0	0	0	0	0	0	0	0	0	0	0
	0	0	0	0								
2008	2	7	3	2	2	17	17	5	0	0	4	0
	0	0	0	0	0	0	0	0	1	0	0	0
	0	0	0	0								
2008	2	7	3	2	2	18	18	1	0	0	1	0
	0	0	0	0	0	0	0	0	0	0	0	0
	0	0	0	0								
2008	2	7	3	2	2	19	19	1	0	0	1	0
	0	0	0	0	0	0	0	0	0	0	0	0
	0	0	0	0								
2008	2	7	3	2	2	21	21	1	0	0	1	0
	0	0	0	0	0	0	0	0	0	0	0	0
	0	0	0	0								
2009	1	7	3	2	2	9	9	1	0	0	0	0
	0	0	0	0	0	0	0	0	1	0	0	0
	0	0	0	0								
2009	1	7	3	2	2	10	10	1	0	0	0	0
	0	0	0	0	0	0	0	0	1	0	0	0
	0	0	0	0								
2009	1	7	3	2	2	11	11	1	0	0	0	0
	0	0	0	0	0	0	0	0	1	0	0	0
	0	0	0	0								
2009	1	7	3	2	2	12	12	2	0	0	1	0
	0	0	0	0	0	0	0	0	1	0	0	0
	0	0	0	0								
2009	1	7	3	2	2	13	13	3	0	0	1	0
	0	0	0	0	0	0	0	0	2	0	0	0
	0	0	0	0								
2009	1	7	3	2	2	14	14	4	0	0	1	0
	0	0	0	0	0	0	0	0	3	0	0	0
	0	0	0	0								
2009	1	7	3	2	2	15	15	3	0	0	3	0
	0	0	0	0	0	0	0	0	0	0	0	0
	0	0	0	0								
2009	1	7	3	2	2	16	16	1	0	0	1	0
	0	0	0	0	0	0	0	0	0	0	0	0
	0	0	0	0								

2009	1 0 0	7 0 0	3 0 0	2 0 0	2 0	17 0	17 0	2 0	0 0	0 0	2 0	0 0
2009	1 0 0	7 0 0	3 0 0	2 0 0	2 0	18 0	18 0	1 0	0 0	0 0	1 0	0 0
2009	2 0 0	7 0 0	3 0 0	2 0 0	2 0	8 0	8 0	2 0	0 2	0 0	0 0	0 0
2009	2 0 0	7 0 0	3 0 0	2 0 0	2 0	9 0	9 0	1 0	0 1	0 0	0 0	0 0
2009	2 0 0	7 0 0	3 0 0	2 0 0	2 0	10 0	10 0	5 0	0 5	0 0	0 0	0 0
2009	2 0 0	7 0 0	3 0 0	2 0 0	2 0	11 0	11 0	8 0	0 7	0 0	1 0	0 0
2009	2 0 0	7 0 0	3 0 0	2 0 0	2 0	12 0	12 0	10 0	0 10	0 0	0 0	0 0
2009	2 0 0	7 0 0	3 0 0	2 0 0	2 0	13 0	13 0	12 0	0 12	0 0	0 0	0 0
2009	2 0 0	7 0 0	3 0 0	2 0 0	2 0	14 0	14 0	14 0	0 14	0 0	0 0	0 0
2009	2 0 0	7 0 0	3 0 0	2 0 0	2 0	15 0	15 0	10 0	0 7	0 0	3 0	0 0
2009	2 0 0	7 0 0	3 0 0	2 0 0	2 0	16 0	16 0	2 0	0 0	0 0	2 0	0 0
2009	2 0 0	7 0 0	3 0 0	2 0 0	2 0	17 0	17 0	4 0	0 1	0 0	3 0	0 0
2009	2 0 0	7 0 0	3 0 0	2 0 0	2 0	20 0	20 0	1 0	0 0	0 0	1 0	0 0
2009	2 0 0	7 0 0	3 0 0	2 0 0	2 0	21 0	21 0	1 0	0 0	0 0	1 0	0 0
2009	2 0 0	7 0 0	3 0 0	2 0 0	2 0	24 0	24 0	1 0	0 0	0 0	1 0	0 0
2010	1 0 0	7 0 0	3 0 0	2 0 0	2 0	8 0	8 0	3 0	0 3	0 0	0 0	0 0
2010	1 0 0	7 0 0	3 0 0	2 0 0	2 0	9 0	9 0	3 0	0 3	0 0	0 0	0 0
2010	1 0 0	7 0 0	3 0 0	2 0 0	2 0	10 0	10 0	1 0	0 1	0 0	0 0	0 0
2010	1 0 0	7 0 0	3 0 0	2 0 0	2 0	11 0	11 0	6 0	0 6	0 0	0 0	0 0

2010	1	7	3	2	2	12	12	3	0	0	0	0
	0	0	0	0	0	0	0	0	3	0	0	0
	0	0	0	0								
2010	1	7	3	2	2	13	13	11	0	0	1	0
	0	0	0	0	0	0	0	0	10	0	0	0
	0	0	0	0								
2010	1	7	3	2	2	14	14	6	0	0	0	0
	0	0	0	0	0	0	0	0	6	0	0	0
	0	0	0	0								
2010	1	7	3	2	2	15	15	3	0	0	2	0
	0	0	0	0	0	0	0	0	1	0	0	0
	0	0	0	0								
2010	1	7	3	2	2	17	17	2	0	0	2	0
	0	0	0	0	0	0	0	0	0	0	0	0
	0	0	0	0								
2010	1	7	3	2	2	18	18	1	0	0	0	0
	0	0	0	0	0	0	0	0	1	0	0	0
	0	0	0	0								
2010	2	7	3	2	2	8	8	2	0	0	0	0
	0	0	0	0	0	0	0	0	2	0	0	0
	0	0	0	0								
2010	2	7	3	2	2	9	9	3	0	0	0	0
	0	0	0	0	0	0	0	0	3	0	0	0
	0	0	0	0								
2010	2	7	3	2	2	10	10	8	0	0	0	0
	0	0	0	0	0	0	0	0	8	0	0	0
	0	0	0	0								
2010	2	7	3	2	2	11	11	8	0	0	1	0
	0	0	0	0	0	0	0	0	7	0	0	0
	0	0	0	0								
2010	2	7	3	2	2	12	12	15	0	0	0	0
	0	0	0	0	0	0	0	0	15	0	0	0
	0	0	0	0								
2010	2	7	3	2	2	13	13	24	0	0	4	0
	0	0	0	0	0	0	0	0	20	0	0	0
	0	0	0	0								
2010	2	7	3	2	2	14	14	13	0	0	1	0
	0	0	0	0	0	0	0	0	12	0	0	0
	0	0	0	0								
2010	2	7	3	2	2	15	15	13	0	0	3	0
	0	0	0	0	0	0	0	0	10	0	0	0
	0	0	0	0								
2010	2	7	3	2	2	16	16	11	0	0	10	0
	0	0	0	0	0	0	0	0	1	0	0	0
	0	0	0	0								
2010	2	7	3	2	2	17	17	9	0	0	9	0
	0	0	0	0	0	0	0	0	0	0	0	0
	0	0	0	0								
2010	2	7	3	2	2	18	18	6	0	0	6	0
	0	0	0	0	0	0	0	0	0	0	0	0
	0	0	0	0								
2010	2	7	3	2	2	19	19	2	0	0	2	0
	0	0	0	0	0	0	0	0	0	0	0	0
	0	0	0	0								
2011	1	7	3	2	2	9	9	4	0	0	0	0
	0	0	0	0	0	0	0	0	4	0	0	0
	0	0	0	0								

2011	1	7	3	2	2	10	10	2	0	0	0	0
	0	0	0	0	0	0	0	0	2	0	0	0
	0	0	0	0								
2011	1	7	3	2	2	11	11	2	0	0	0	0
	0	0	0	0	0	0	0	0	2	0	0	0
	0	0	0	0								
2011	1	7	3	2	2	12	12	7	0	0	0	0
	0	0	0	0	0	0	0	0	7	0	0	0
	0	0	0	0								
2011	1	7	3	2	2	13	13	4	0	0	0	0
	0	0	0	0	0	0	0	0	4	0	0	0
	0	0	0	0								
2011	1	7	3	2	2	14	14	3	0	0	0	0
	0	0	0	0	0	0	0	0	3	0	0	0
	0	0	0	0								
2011	1	7	3	2	2	15	15	1	0	0	0	0
	0	0	0	0	0	0	0	0	1	0	0	0
	0	0	0	0								
2011	2	7	3	2	2	7	7	1	0	0	0	0
	0	0	0	0	0	0	0	0	1	0	0	0
	0	0	0	0								
2011	2	7	3	2	2	9	9	5	0	0	1	0
	0	0	0	0	0	0	0	0	4	0	0	0
	0	0	0	0								
2011	2	7	3	2	2	10	10	5	0	0	2	0
	0	0	0	0	0	0	0	0	3	0	0	0
	0	0	0	0								
2011	2	7	3	2	2	11	11	10	0	0	1	0
	0	0	0	0	0	0	0	0	9	0	0	0
	0	0	0	0								
2011	2	7	3	2	2	12	12	6	0	0	0	0
	0	0	0	0	0	0	0	0	6	0	0	0
	0	0	0	0								
2011	2	7	3	2	2	13	13	11	0	0	5	0
	0	0	0	0	0	0	0	0	6	0	0	0
	0	0	0	0								
2011	2	7	3	2	2	14	14	6	0	0	0	0
	0	0	0	0	0	0	0	0	6	0	0	0
	0	0	0	0								
2011	2	7	3	2	2	16	16	2	0	0	1	0
	0	0	0	0	0	0	0	0	1	0	0	0
	0	0	0	0								
2012	1	7	3	2	2	6	6	1	0	0	1	0
	0	0	0	0	0	0	0	0	0	0	0	0
	0	0	0	0								
2012	1	7	3	2	2	7	7	1	0	0	0	0
	0	0	0	0	0	0	0	0	1	0	0	0
	0	0	0	0								
2012	1	7	3	2	2	8	8	3	0	0	0	0
	0	0	0	0	0	0	0	0	3	0	0	0
	0	0	0	0								
2012	1	7	3	2	2	9	9	7	0	0	0	0
	0	0	0	0	0	0	0	0	7	0	0	0
	0	0	0	0								
2012	1	7	3	2	2	10	10	17	0	0	1	0
	0	0	0	0	0	0	0	0	16	0	0	0
	0	0	0	0								

2012	1	7	3	2	2	11	11	23	0	0	2	0
	0	0	0	0	0	0	0	0	21	0	0	0
	0	0	0	0								
2012	1	7	3	2	2	12	12	14	0	0	0	0
	0	0	0	0	0	0	0	0	14	0	0	0
	0	0	0	0								
2012	1	7	3	2	2	13	13	5	0	0	0	0
	0	0	0	0	0	0	0	0	5	0	0	0
	0	0	0	0								
2012	1	7	3	2	2	14	14	3	0	0	0	0
	0	0	0	0	0	0	0	0	3	0	0	0
	0	0	0	0								
2012	1	7	3	2	2	16	16	1	0	0	0	0
	0	0	0	0	0	0	0	0	1	0	0	0
	0	0	0	0								
2012	2	7	3	2	2	6	6	1	0	0	0	0
	0	0	0	0	0	0	0	0	1	0	0	0
	0	0	0	0								
2012	2	7	3	2	2	7	7	4	0	0	0	0
	0	0	0	0	0	0	0	0	4	0	0	0
	0	0	0	0								
2012	2	7	3	2	2	8	8	4	0	0	0	0
	0	0	0	0	0	0	0	0	4	0	0	0
	0	0	0	0								
2012	2	7	3	2	2	9	9	10	0	0	0	0
	0	0	0	0	0	0	0	0	10	0	0	0
	0	0	0	0								
2012	2	7	3	2	2	10	10	20	0	0	0	0
	0	0	0	0	0	0	0	0	20	0	0	0
	0	0	0	0								
2012	2	7	3	2	2	11	11	27	0	0	0	0
	0	0	0	0	0	0	0	0	27	0	0	0
	0	0	0	0								
2012	2	7	3	2	2	12	12	45	0	0	0	0
	0	0	0	0	0	0	0	0	45	0	0	0
	0	0	0	0								
2012	2	7	3	2	2	13	13	17	0	0	0	0
	0	0	0	0	0	0	0	0	17	0	0	0
	0	0	0	0								
2012	2	7	3	2	2	14	14	15	0	0	1	0
	0	0	0	0	0	0	0	0	14	0	0	0
	0	0	0	0								
2012	2	7	3	2	2	15	15	4	0	0	1	0
	0	0	0	0	0	0	0	0	3	0	0	0
	0	0	0	0								
2012	2	7	3	2	2	16	16	3	0	0	3	0
	0	0	0	0	0	0	0	0	0	0	0	0
	0	0	0	0								
2012	2	7	3	2	2	17	17	1	0	0	1	0
	0	0	0	0	0	0	0	0	0	0	0	0
	0	0	0	0								
2012	2	7	3	2	2	21	21	1	0	0	0	0
	0	0	0	0	0	0	0	0	1	0	0	0
	0	0	0	0								
2012	2	7	3	2	2	24	24	1	0	0	1	0
	0	0	0	0	0	0	0	0	0	0	0	0
	0	0	0	0								

2013	1	7	3	2	2	6	6	1	0	0	0	0
	0	0	0	0	0	0	0	0	1	0	0	0
	0	0	0	0								
2013	1	7	3	2	2	8	8	1	0	0	0	0
	0	0	0	0	0	0	0	0	1	0	0	0
	0	0	0	0								
2013	1	7	3	2	2	9	9	2	0	0	0	0
	0	0	0	0	0	0	0	0	2	0	0	0
	0	0	0	0								
2013	1	7	3	2	2	10	10	2	0	0	0	0
	0	0	0	0	0	0	0	0	2	0	0	0
	0	0	0	0								
2013	1	7	3	2	2	11	11	2	0	0	0	0
	0	0	0	0	0	0	0	0	2	0	0	0
	0	0	0	0								
2013	1	7	3	2	2	13	13	10	0	0	0	0
	0	0	0	0	0	0	0	0	10	0	0	0
	0	0	0	0								
2013	2	7	3	2	2	7	7	1	0	0	0	0
	0	0	0	0	0	0	0	0	1	0	0	0
	0	0	0	0								
2013	2	7	3	2	2	8	8	3	0	0	0	0
	0	0	0	0	0	0	0	0	3	0	0	0
	0	0	0	0								
2013	2	7	3	2	2	9	9	9	0	0	0	0
	0	0	0	0	0	0	0	0	9	0	0	0
	0	0	0	0								
2013	2	7	3	2	2	10	10	14	0	0	0	0
	0	0	0	0	0	0	0	0	14	0	0	0
	0	0	0	0								
2013	2	7	3	2	2	11	11	38	0	0	0	0
	0	0	0	0	0	0	0	0	38	0	0	0
	0	0	0	0								
2013	2	7	3	2	2	12	12	26	0	0	0	0
	0	0	0	0	0	0	0	0	26	0	0	0
	0	0	0	0								
2013	2	7	3	2	2	13	13	10	0	0	1	0
	0	0	0	0	0	0	0	0	9	0	0	0
	0	0	0	0								
2013	2	7	3	2	2	14	14	9	0	0	2	0
	0	0	0	0	0	0	0	0	7	0	0	0
	0	0	0	0								
2013	2	7	3	2	2	15	15	7	0	0	2	0
	0	0	0	0	0	0	0	0	5	0	0	0
	0	0	0	0								
2013	2	7	3	2	2	16	16	10	0	0	9	0
	0	0	0	0	0	0	0	0	1	0	0	0
	0	0	0	0								
2013	2	7	3	2	2	17	17	3	0	0	3	0
	0	0	0	0	0	0	0	0	0	0	0	0
	0	0	0	0								
2013	2	7	3	2	2	18	18	1	0	0	1	0
	0	0	0	0	0	0	0	0	0	0	0	0
	0	0	0	0								
2013	2	7	3	2	2	20	20	1	0	0	1	0
	0	0	0	0	0	0	0	0	0	0	0	0
	0	0	0	0								

1995	2	5	3	2	1	-1	-1	1	0	0	3	3
	1	0	0	0	0	0	0	0	3	0	0	0
	0	0	0	0								
1997	2	5	3	2	1	-1	-1	5	0	3	9	8
	3	1	0	0	0	0	0	0	0	0	0	0
	0	0	0	0								
1998	2	5	3	2	1	-1	-1	4	0	3	12	7
	9	2	0	0	0	0	0	6	4	1	0	0
	0	0	0	0								
1999	1	5	3	2	1	-1	-1	1	0	0	0	2
	0	0	0	0	0	0	0	0	0	0	0	0
	0	0	0	0								
1999	2	5	3	2	1	-1	-1	2	0	0	5	0
	0	0	0	0	0	0	0	0	0	0	0	0
	0	0	0	0								
2000	2	5	3	2	1	-1	-1	8	0	18	58	50
	19	2	0	1	0	0	0	4	4	0	0	0
	0	0	0	0								
2002	2	5	3	2	1	-1	-1	1	0	5	20	18
	3	3	0	0	0	0	0	5	9	4	0	0
	0	0	0	0								
2004	1	5	3	2	1	-1	-1	1	0	0	10	17
	4	1	0	0	0	0	0	0	2	0	0	0
	0	0	0	0								
2004	2	5	3	2	1	-1	-1	2	0	1	10	4
	4	1	0	0	0	0	0	0	0	0	0	0
	0	0	0	0								
2005	1	5	3	2	1	-1	-1	3	0	0	2	2
	1	1	0	0	0	0	0	0	0	0	0	0
	0	0	0	0								
2005	2	5	3	2	1	-1	-1	6	0	0	1	7
	4	2	1	0	0	0	0	0	0	0	0	0
	0	0	0	0								
2006	1	5	3	2	1	-1	-1	4	0	0	5	12
	11	3	0	0	0	0	0	0	0	1	0	0
	0	0	0	0								
2006	2	5	3	2	1	-1	-1	9	0	4	28	54
	13	4	0	0	0	0	0	0	0	1	0	0
	0	0	0	0								
2007	1	5	3	2	1	-1	-1	1	0	0	0	2
	8	5	1	0	0	0	0	0	0	0	0	1
	0	0	0	0								
2007	2	5	3	2	1	-1	-1	6	0	2	23	13
	26	2	0	0	0	0	0	0	1	0	0	0
	0	0	0	0								
2008	1	5	3	2	1	-1	-1	2	0	2	13	7
	6	4	0	0	0	0	0	1	1	1	0	0
	0	0	0	0								
2008	2	5	3	2	1	-1	-1	3	0	4	3	8
	3	5	0	0	0	0	0	0	0	0	0	0
	0	0	0	0								
2009	2	5	3	2	1	-1	-1	3	0	1	17	12
	2	0	0	0	0	0	0	0	1	0	1	0
	0	0	0	0								
2010	1	5	3	2	1	-1	-1	1	0	0	2	0
	1	0	0	0	0	0	0	0	0	0	0	0
	0	0	0	0								

2010	2	5	3	2	1	-1	-1	4	0	4	27	11
	6	0	0	0	0	0	0	0	3	1	0	0
	0	0	0	0								
2011	1	5	3	2	1	-1	-1	2	0	0	2	7
	1	0	0	0	0	0	0	0	0	0	0	0
	1	0	0	0								
2011	2	5	3	2	1	-1	-1	4	0	2	23	12
	4	2	1	0	0	0	0	0	0	0	0	0
	0	0	0	0								
2012	1	5	3	2	1	-1	-1	2	0	1	5	1
	1	0	0	0	0	0	0	0	0	0	0	0
	0	0	0	0								
2012	2	5	3	2	1	-1	-1	5	0	5	14	7
	1	0	0	0	0	0	0	1	0	0	0	0
	0	0	0	0								
2013	1	5	3	2	1	-1	-1	2	0	0	0	1
	0	0	0	0	0	0	0	0	0	0	0	0
	0	0	0	0								
2013	2	5	3	2	1	-1	-1	4	0	2	4	13
	4	0	0	0	0	0	0	0	0	0	0	0
	0	0	0	0								
1991	2	5	3	2	2	15	15	1	0	0	1	0
	0	0	0	0	0	0	0	0	0	0	0	0
	0	0	0	0								
1991	2	5	3	2	2	16	16	1	0	0	0	0
	0	0	0	0	0	0	0	0	1	0	0	0
	0	0	0	0								
1991	2	5	3	2	2	19	19	1	0	0	1	0
	0	0	0	0	0	0	0	0	0	0	0	0
	0	0	0	0								
1991	2	5	3	2	2	22	22	1	0	0	1	0
	0	0	0	0	0	0	0	0	0	0	0	0
	0	0	0	0								
1994	2	5	3	2	2	14	14	1	0	0	1	0
	0	0	0	0	0	0	0	0	0	0	0	0
	0	0	0	0								
1994	2	5	3	2	2	21	21	1	0	0	1	0
	0	0	0	0	0	0	0	0	0	0	0	0
	0	0	0	0								
1994	2	5	3	2	2	23	23	2	0	0	2	0
	0	0	0	0	0	0	0	0	0	0	0	0
	0	0	0	0								
1994	2	5	3	2	2	16	16	3	0	0	3	0
	0	0	0	0	0	0	0	0	0	0	0	0
	0	0	0	0								
1994	2	5	3	2	2	18	18	4	0	0	4	0
	0	0	0	0	0	0	0	0	0	0	0	0
	0	0	0	0								
1994	2	5	3	2	2	19	19	4	0	0	4	0
	0	0	0	0	0	0	0	0	0	0	0	0
	0	0	0	0								
1994	2	5	3	2	2	17	17	6	0	0	6	0
	0	0	0	0	0	0	0	0	0	0	0	0
	0	0	0	0								
1995	2	5	3	2	2	16	16	1	0	0	0	0
	0	0	0	0	0	0	0	0	1	0	0	0
	0	0	0	0								

1995	2 0 0	5 0 0	3 0 0	2 0 0	2 0	22 0	22 0	1 0	0 0	0 0	1 0	0 0
1995	2 0 0	5 0 0	3 0 0	2 0 0	2 0	24 0	24 0	1 0	0 0	0 0	1 0	0 0
1995	2 0 0	5 0 0	3 0 0	2 0 0	2 0	14 0	14 0	2 0	0 2	0 0	0 0	0 0
1995	2 0 0	5 0 0	3 0 0	2 0 0	2 0	20 0	20 0	2 0	0 0	0 0	2 0	0 0
1995	2 0 0	5 0 0	3 0 0	2 0 0	2 0	23 0	23 0	4 0	0 0	0 0	4 0	0 0
1997	1 0 0	5 0 0	3 0 0	2 0 0	2 0	21 0	21 0	1 0	0 0	0 0	1 0	0 0
1997	1 0 0	5 0 0	3 0 0	2 0 0	2 0	22 0	22 0	1 0	0 0	0 0	1 0	0 0
1997	2 0 0	5 0 0	3 0 0	2 0 0	2 0	14 0	14 0	1 0	0 0	0 0	1 0	0 0
1997	2 0 0	5 0 0	3 0 0	2 0 0	2 0	24 0	24 0	1 0	0 0	0 0	1 0	0 0
1997	2 0 0	5 0 0	3 0 0	2 0 0	2 0	31 0	31 0	1 0	0 0	0 0	1 0	0 0
1997	2 0 0	5 0 0	3 0 0	2 0 0	2 0	15 0	15 0	2 0	0 0	0 0	2 0	0 0
1997	2 0 0	5 0 0	3 0 0	2 0 0	2 0	16 0	16 0	2 0	0 0	0 0	2 0	0 0
1997	2 0 0	5 0 0	3 0 0	2 0 0	2 0	21 0	21 0	2 0	0 0	0 0	2 0	0 0
1997	2 0 0	5 0 0	3 0 0	2 0 0	2 0	22 0	22 0	2 0	0 0	0 0	2 0	0 0
1997	2 0 0	5 0 0	3 0 0	2 0 0	2 0	25 0	25 0	2 0	0 0	0 0	2 0	0 0
1997	2 0 0	5 0 0	3 0 0	2 0 0	2 0	26 0	26 0	3 0	0 0	0 0	3 0	0 0
1997	2 0 0	5 0 0	3 0 0	2 0 0	2 0	20 0	20 0	4 0	0 0	0 0	4 0	0 0
1997	2 0 0	5 0 0	3 0 0	2 0 0	2 0	23 0	23 0	6 0	0 0	0 0	6 0	0 0
1998	1 0 0	5 0 0	3 0 0	2 0 0	2 0	23 0	23 0	1 0	0 0	0 0	1 0	0 0

1998	1 0 0	5 0 0	3 0 0	2 0 0	2 0	24 0	24 0	1 0	0 0	0 0	1 0	0 0
1998	1 0 0	5 0 0	3 0 0	2 0 0	2 0	20 0	20 0	2 0	0 0	0 0	2 0	0 0
1998	2 0 0	5 0 0	3 0 0	2 0 0	2 0	14 0	14 0	1 0	0 1	0 0	0 0	0 0
1998	2 0 0	5 0 0	3 0 0	2 0 0	2 0	27 0	27 0	1 0	0 0	0 0	1 0	0 0
1998	2 0 0	5 0 0	3 0 0	2 0 0	2 0	28 0	28 0	1 0	0 0	0 0	1 0	0 0
1998	2 0 0	5 0 0	3 0 0	2 0 0	2 0	29 0	29 0	1 0	0 0	0 0	1 0	0 0
1998	2 0 0	5 0 0	3 0 0	2 0 0	2 0	15 0	15 0	2 0	0 1	0 0	1 0	0 0
1998	2 0 0	5 0 0	3 0 0	2 0 0	2 0	16 0	16 0	2 0	0 1	0 0	1 0	0 0
1998	2 0 0	5 0 0	3 0 0	2 0 0	2 0	17 0	17 0	2 0	0 0	0 0	2 0	0 0
1998	2 0 0	5 0 0	3 0 0	2 0 0	2 0	21 0	21 0	2 0	0 0	0 0	2 0	0 0
1998	2 0 0	5 0 0	3 0 0	2 0 0	2 0	23 0	23 0	2 0	0 0	0 0	2 0	0 0
1998	2 0 0	5 0 0	3 0 0	2 0 0	2 0	24 0	24 0	2 0	0 0	0 0	2 0	0 0
1998	2 0 0	5 0 0	3 0 0	2 0 0	2 0	18 0	18 0	3 0	0 0	0 0	3 0	0 0
1998	2 0 0	5 0 0	3 0 0	2 0 0	2 0	20 0	20 0	3 0	0 0	0 0	3 0	0 0
1998	2 0 0	5 0 0	3 0 0	2 0 0	2 0	26 0	26 0	4 0	0 0	0 0	4 0	0 0
1998	2 0 0	5 0 0	3 0 0	2 0 0	2 0	19 0	19 0	5 0	0 0	0 0	5 0	0 0
1998	2 0 0	5 0 0	3 0 0	2 0 0	2 0	25 0	25 0	7 0	0 0	0 0	7 0	0 0
1999	1 0 0	5 0 0	3 0 0	2 0 0	2 0	17 0	17 0	1 0	0 0	0 0	1 0	0 0
1999	1 0 0	5 0 0	3 0 0	2 0 0	2 0	18 0	18 0	1 0	0 0	0 0	1 0	0 0

1999	2 0 0	5 0 0	3 0 0	2 0 0	2 0	17 0	17 0	1 0	0 0	0 0	1 0	0 0
1999	2 0 0	5 0 0	3 0 0	2 0 0	2 0	18 0	18 0	1 0	0 0	0 0	1 0	0 0
1999	2 0 0	5 0 0	3 0 0	2 0 0	2 0	22 0	22 0	1 0	0 0	0 0	1 0	0 0
1999	2 0 0	5 0 0	3 0 0	2 0 0	2 0	19 0	19 0	2 0	0 0	0 0	2 0	0 0
2000	1 0 0	5 0 0	3 0 0	2 0 0	2 0	19 0	19 0	1 0	0 0	0 0	1 0	0 0
2000	1 0 0	5 0 0	3 0 0	2 0 0	2 0	23 0	23 0	1 0	0 0	0 0	1 0	0 0
2000	1 0 0	5 0 0	3 0 0	2 0 0	2 0	24 0	24 0	1 0	0 0	0 0	1 0	0 0
2000	1 0 0	5 0 0	3 0 0	2 0 0	2 0	26 0	26 0	1 0	0 0	0 0	1 0	0 0
2000	1 0 0	5 0 0	3 0 0	2 0 0	2 0	28 0	28 0	2 0	0 0	0 0	2 0	0 0
2000	2 0 0	5 0 0	3 0 0	2 0 0	2 0	11 0	11 0	1 0	0 1	0 0	0 0	0 0
2000	2 0 0	5 0 0	3 0 0	2 0 0	2 0	12 0	12 0	1 0	0 1	0 0	0 0	0 0
2000	2 0 0	5 0 0	3 0 0	2 0 0	2 0	13 0	13 0	1 0	0 0	0 0	1 0	0 0
2000	2 0 0	5 0 0	3 0 0	2 0 0	2 0	10 0	10 0	2 0	0 2	0 0	0 0	0 0
2000	2 0 0	5 0 0	3 0 0	2 0 0	2 0	14 0	14 0	2 0	0 1	0 0	1 0	0 0
2000	2 0 0	5 0 0	3 0 0	2 0 0	2 0	27 0	27 0	2 0	0 0	0 0	2 0	0 0
2000	2 0 0	5 0 0	3 0 0	2 0 0	2 0	26 0	26 0	3 0	0 0	0 0	3 0	0 0
2000	2 0 0	5 0 0	3 0 0	2 0 0	2 0	29 0	29 0	3 0	0 0	0 0	3 0	0 0
2000	2 0 0	5 0 0	3 0 0	2 0 0	2 0	15 0	15 0	4 0	0 1	0 0	3 0	0 0
2000	2 0 0	5 0 0	3 0 0	2 0 0	2 0	16 0	16 0	6 0	0 1	0 0	5 0	0 0

2000	2 0 0	5 0 0	3 0 0	2 0 0	2 0	20 0	20 0	9 0	0 0	0 0	9 0	0 0
2000	2 0 0	5 0 0	3 0 0	2 0 0	2 0	25 0	25 0	9 0	0 0	0 0	9 0	0 0
2000	2 0 0	5 0 0	3 0 0	2 0 0	2 0	24 0	24 0	10 0	0 0	0 0	10 0	0 0
2000	2 0 0	5 0 0	3 0 0	2 0 0	2 0	17 0	17 0	15 0	0 0	0 0	15 0	0 0
2000	2 0 0	5 0 0	3 0 0	2 0 0	2 0	18 0	18 0	16 0	0 0	0 0	16 0	0 0
2000	2 0 0	5 0 0	3 0 0	2 0 0	2 0	23 0	23 0	17 0	0 0	0 0	17 0	0 0
2000	2 0 0	5 0 0	3 0 0	2 0 0	2 0	22 0	22 0	18 0	0 0	0 0	18 0	0 0
2000	2 0 0	5 0 0	3 0 0	2 0 0	2 0	19 0	19 0	19 0	0 0	0 0	19 0	0 0
2000	2 0 0	5 0 0	3 0 0	2 0 0	2 0	21 0	21 0	27 0	0 1	0 0	26 0	0 0
2001	1 0 0	5 0 0	3 0 0	2 0 0	2 0	11 0	11 0	1 0	0 1	0 0	0 0	0 0
2001	1 0 0	5 0 0	3 0 0	2 0 0	2 0	12 0	12 0	1 0	0 1	0 0	0 0	0 0
2001	1 0 0	5 0 0	3 0 0	2 0 0	2 0	22 0	22 0	1 0	0 0	0 0	1 0	0 0
2001	1 0 0	5 0 0	3 0 0	2 0 0	2 0	25 0	25 0	1 0	0 0	0 0	1 0	0 0
2001	1 0 0	5 0 0	3 0 0	2 0 0	2 0	27 0	27 0	1 0	0 0	0 0	1 0	0 0
2001	1 0 0	5 0 0	3 0 0	2 0 0	2 0	13 0	13 0	2 0	0 1	0 0	1 0	0 0
2001	1 0 0	5 0 0	3 0 0	2 0 0	2 0	14 0	14 0	2 0	0 2	0 0	0 0	0 0
2001	1 0 0	5 0 0	3 0 0	2 0 0	2 0	23 0	23 0	2 0	0 0	0 0	2 0	0 0
2001	1 0 0	5 0 0	3 0 0	2 0 0	2 0	16 0	16 0	3 0	0 2	0 0	1 0	0 0
2001	1 0 0	5 0 0	3 0 0	2 0 0	2 0	17 0	17 0	4 0	0 0	0 0	4 0	0 0

2001	1 0 0	5 0 0	3 0 0	2 0 0	2 0	19 0	19 0	5 0	0 0	0 0	5 0	0 0
2001	1 0 0	5 0 0	3 0 0	2 0 0	2 0	18 0	18 0	6 0	0 1	0 0	5 0	0 0
2001	1 0 0	5 0 0	3 0 0	2 0 0	2 0	20 0	20 0	6 0	0 0	0 0	6 0	0 0
2001	1 0 0	5 0 0	3 0 0	2 0 0	2 0	24 0	24 0	6 0	0 0	0 0	6 0	0 0
2001	1 0 0	5 0 0	3 0 0	2 0 0	2 0	21 0	21 0	13 0	0 0	0 0	13 0	0 0
2001	2 0 0	5 0 0	3 0 0	2 0 0	2 0	23 0	23 0	1 0	0 0	0 0	1 0	0 0
2001	2 0 0	5 0 0	3 0 0	2 0 0	2 0	27 0	27 0	1 0	0 0	0 0	1 0	0 0
2001	2 0 0	5 0 0	3 0 0	2 0 0	2 0	29 0	29 0	1 0	0 0	0 0	1 0	0 0
2001	2 0 0	5 0 0	3 0 0	2 0 0	2 0	30 0	30 0	1 0	0 0	0 0	1 0	0 0
2001	2 0 0	5 0 0	3 0 0	2 0 0	2 0	31 0	31 0	1 0	0 0	0 0	1 0	0 0
2001	2 0 0	5 0 0	3 0 0	2 0 0	2 0	11 0	11 0	2 0	0 2	0 0	0 0	0 0
2001	2 0 0	5 0 0	3 0 0	2 0 0	2 0	26 0	26 0	2 0	0 0	0 0	2 0	0 0
2001	2 0 0	5 0 0	3 0 0	2 0 0	2 0	28 0	28 0	2 0	0 0	0 0	2 0	0 0
2001	2 0 0	5 0 0	3 0 0	2 0 0	2 0	12 0	12 0	4 0	0 3	0 0	1 0	0 0
2001	2 0 0	5 0 0	3 0 0	2 0 0	2 0	22 0	22 0	4 0	0 0	0 0	4 0	0 0
2001	2 0 0	5 0 0	3 0 0	2 0 0	2 0	25 0	25 0	4 0	0 0	0 0	4 0	0 0
2001	2 0 0	5 0 0	3 0 0	2 0 0	2 0	24 0	24 0	5 0	0 0	0 0	5 0	0 0
2001	2 0 0	5 0 0	3 0 0	2 0 0	2 0	19 0	19 0	6 0	0 0	0 0	6 0	0 0
2001	2 0 0	5 0 0	3 0 0	2 0 0	2 0	16 0	16 0	7 0	0 4	0 0	3 0	0 0

2001	2	5	3	2	2	17	17	7	0	0	6	0
	0	0	0	0	0	0	0	0	1	0	0	0
	0	0	0	0								
2001	2	5	3	2	2	15	15	8	0	0	3	0
	0	0	0	0	0	0	0	0	5	0	0	0
	0	0	0	0								
2001	2	5	3	2	2	14	14	10	0	0	1	0
	0	0	0	0	0	0	0	0	9	0	0	0
	0	0	0	0								
2001	2	5	3	2	2	21	21	10	0	0	10	0
	0	0	0	0	0	0	0	0	0	0	0	0
	0	0	0	0								
2001	2	5	3	2	2	13	13	11	0	0	0	0
	0	0	0	0	0	0	0	0	11	0	0	0
	0	0	0	0								
2001	2	5	3	2	2	20	20	13	0	0	12	0
	0	0	0	0	0	0	0	0	1	0	0	0
	0	0	0	0								
2001	2	5	3	2	2	18	18	15	0	0	15	0
	0	0	0	0	0	0	0	0	0	0	0	0
	0	0	0	0								
2002	1	5	3	2	2	17	17	1	0	0	1	0
	0	0	0	0	0	0	0	0	0	0	0	0
	0	0	0	0								
2002	1	5	3	2	2	23	23	1	0	0	1	0
	0	0	0	0	0	0	0	0	0	0	0	0
	0	0	0	0								
2002	1	5	3	2	2	27	27	1	0	0	1	0
	0	0	0	0	0	0	0	0	0	0	0	0
	0	0	0	0								
2002	1	5	3	2	2	34	34	1	0	0	1	0
	0	0	0	0	0	0	0	0	0	0	0	0
	0	0	0	0								
2002	1	5	3	2	2	15	15	2	0	0	1	0
	0	0	0	0	0	0	0	0	1	0	0	0
	0	0	0	0								
2002	1	5	3	2	2	19	19	2	0	0	2	0
	0	0	0	0	0	0	0	0	0	0	0	0
	0	0	0	0								
2002	1	5	3	2	2	20	20	2	0	0	2	0
	0	0	0	0	0	0	0	0	0	0	0	0
	0	0	0	0								
2002	1	5	3	2	2	21	21	2	0	0	2	0
	0	0	0	0	0	0	0	0	0	0	0	0
	0	0	0	0								
2002	1	5	3	2	2	18	18	3	0	0	3	0
	0	0	0	0	0	0	0	0	0	0	0	0
	0	0	0	0								
2002	1	5	3	2	2	22	22	3	0	0	3	0
	0	0	0	0	0	0	0	0	0	0	0	0
	0	0	0	0								
2002	2	5	3	2	2	27	27	1	0	0	1	0
	0	0	0	0	0	0	0	0	0	0	0	0
	0	0	0	0								
2002	2	5	3	2	2	36	36	1	0	0	1	0
	0	0	0	0	0	0	0	0	0	0	0	0
	0	0	0	0								

2002	2	5	3	2	2	15	15	2	0	0	1	0
	0	0	0	0	0	0	0	0	1	0	0	0
	0	0	0	0								
2002	2	5	3	2	2	23	23	2	0	0	2	0
	0	0	0	0	0	0	0	0	0	0	0	0
	0	0	0	0								
2002	2	5	3	2	2	29	29	2	0	0	2	0
	0	0	0	0	0	0	0	0	0	0	0	0
	0	0	0	0								
2002	2	5	3	2	2	11	11	3	0	0	0	0
	0	0	0	0	0	0	0	0	3	0	0	0
	0	0	0	0								
2002	2	5	3	2	2	12	12	3	0	0	0	0
	0	0	0	0	0	0	0	0	3	0	0	0
	0	0	0	0								
2002	2	5	3	2	2	13	13	4	0	0	1	0
	0	0	0	0	0	0	0	0	3	0	0	0
	0	0	0	0								
2002	2	5	3	2	2	17	17	4	0	0	3	0
	0	0	0	0	0	0	0	0	1	0	0	0
	0	0	0	0								
2002	2	5	3	2	2	21	21	4	0	0	4	0
	0	0	0	0	0	0	0	0	0	0	0	0
	0	0	0	0								
2002	2	5	3	2	2	22	22	4	0	0	4	0
	0	0	0	0	0	0	0	0	0	0	0	0
	0	0	0	0								
2002	2	5	3	2	2	24	24	4	0	0	4	0
	0	0	0	0	0	0	0	0	0	0	0	0
	0	0	0	0								
2002	2	5	3	2	2	14	14	6	0	0	1	0
	0	0	0	0	0	0	0	0	5	0	0	0
	0	0	0	0								
2002	2	5	3	2	2	16	16	6	0	0	4	0
	0	0	0	0	0	0	0	0	2	0	0	0
	0	0	0	0								
2002	2	5	3	2	2	18	18	6	0	0	6	0
	0	0	0	0	0	0	0	0	0	0	0	0
	0	0	0	0								
2002	2	5	3	2	2	20	20	6	0	0	6	0
	0	0	0	0	0	0	0	0	0	0	0	0
	0	0	0	0								
2002	2	5	3	2	2	19	19	10	0	0	10	0
	0	0	0	0	0	0	0	0	0	0	0	0
	0	0	0	0								
2003	1	5	3	2	2	10	10	1	0	0	1	0
	0	0	0	0	0	0	0	0	0	0	0	0
	0	0	0	0								
2003	1	5	3	2	2	14	14	1	0	0	0	0
	0	0	0	0	0	0	0	0	1	0	0	0
	0	0	0	0								
2003	1	5	3	2	2	15	15	1	0	0	0	0
	0	0	0	0	0	0	0	0	1	0	0	0
	0	0	0	0								
2003	1	5	3	2	2	17	17	2	0	0	2	0
	0	0	0	0	0	0	0	0	0	0	0	0
	0	0	0	0								

2003	1 0 0	5 0 0	3 0 0	2 0 0	2 0	18 0	18 0	2 0	0 0	0 0	2 0	0 0
2003	1 0 0	5 0 0	3 0 0	2 0 0	2 0	21 0	21 0	2 0	0 0	0 0	2 0	0 0
2003	1 0 0	5 0 0	3 0 0	2 0 0	2 0	23 0	23 0	2 0	0 0	0 0	2 0	0 0
2003	1 0 0	5 0 0	3 0 0	2 0 0	2 0	29 0	29 0	2 0	0 0	0 0	2 0	0 0
2003	1 0 0	5 0 0	3 0 0	2 0 0	2 0	19 0	19 0	3 0	0 0	0 0	3 0	0 0
2003	1 0 0	5 0 0	3 0 0	2 0 0	2 0	22 0	22 0	3 0	0 0	0 0	3 0	0 0
2003	1 0 0	5 0 0	3 0 0	2 0 0	2 0	25 0	25 0	3 0	0 0	0 0	3 0	0 0
2003	1 0 0	5 0 0	3 0 0	2 0 0	2 0	24 0	24 0	4 0	0 0	0 0	4 0	0 0
2003	1 0 0	5 0 0	3 0 0	2 0 0	2 0	20 0	20 0	9 0	0 0	0 0	9 0	0 0
2003	2 0 0	5 0 0	3 0 0	2 0 0	2 0	14 0	14 0	1 0	0 1	0 0	0 0	0 0
2003	2 0 0	5 0 0	3 0 0	2 0 0	2 0	16 0	16 0	1 0	0 0	0 0	1 0	0 0
2003	2 0 0	5 0 0	3 0 0	2 0 0	2 0	26 0	26 0	1 0	0 0	0 0	1 0	0 0
2003	2 0 0	5 0 0	3 0 0	2 0 0	2 0	27 0	27 0	1 0	0 0	0 0	1 0	0 0
2003	2 0 0	5 0 0	3 0 0	2 0 0	2 0	33 0	33 0	1 0	0 0	0 0	1 0	0 0
2003	2 0 0	5 0 0	3 0 0	2 0 0	2 0	37 0	37 0	1 0	0 0	0 0	1 0	0 0
2003	2 0 0	5 0 0	3 0 0	2 0 0	2 0	15 0	15 0	2 0	0 1	0 0	1 0	0 0
2003	2 0 0	5 0 0	3 0 0	2 0 0	2 0	17 0	17 0	2 0	0 1	0 0	1 0	0 0
2003	2 0 0	5 0 0	3 0 0	2 0 0	2 0	18 0	18 0	2 0	0 0	0 0	2 0	0 0
2003	2 0 0	5 0 0	3 0 0	2 0 0	2 0	20 0	20 0	2 0	0 0	0 0	2 0	0 0

2003	2 0 0	5 0 0	3 0 0	2 0 0	2 0	21 0	21 0	2 0	0 0	0 0	2 0	0 0
2003	2 0 0	5 0 0	3 0 0	2 0 0	2 0	28 0	28 0	2 0	0 0	0 0	2 0	0 0
2003	2 0 0	5 0 0	3 0 0	2 0 0	2 0	19 0	19 0	3 0	0 0	0 0	3 0	0 0
2003	2 0 0	5 0 0	3 0 0	2 0 0	2 0	22 0	22 0	3 0	0 0	0 0	3 0	0 0
2003	2 0 0	5 0 0	3 0 0	2 0 0	2 0	25 0	25 0	3 0	0 0	0 0	3 0	0 0
2003	2 0 0	5 0 0	3 0 0	2 0 0	2 0	24 0	24 0	4 0	0 0	0 0	4 0	0 0
2003	2 0 0	5 0 0	3 0 0	2 0 0	2 0	23 0	23 0	5 0	0 0	0 0	5 0	0 0
2004	1 0 0	5 0 0	3 0 0	2 0 0	2 0	1 0	1 0	1 0	0 0	0 0	1 0	0 0
2004	1 0 0	5 0 0	3 0 0	2 0 0	2 0	28 0	28 0	1 0	0 0	0 0	1 0	0 0
2004	1 0 0	5 0 0	3 0 0	2 0 0	2 0	31 0	31 0	1 0	0 0	0 0	1 0	0 0
2004	1 0 0	5 0 0	3 0 0	2 0 0	2 0	13 0	13 0	2 0	0 2	0 0	0 0	0 0
2004	1 0 0	5 0 0	3 0 0	2 0 0	2 0	16 0	16 0	2 0	0 0	0 0	2 0	0 0
2004	1 0 0	5 0 0	3 0 0	2 0 0	2 0	18 0	18 0	2 0	0 0	0 0	2 0	0 0
2004	1 0 0	5 0 0	3 0 0	2 0 0	2 0	24 0	24 0	2 0	0 0	0 0	2 0	0 0
2004	1 0 0	5 0 0	3 0 0	2 0 0	2 0	26 0	26 0	2 0	0 0	0 0	2 0	0 0
2004	1 0 0	5 0 0	3 0 0	2 0 0	2 0	19 0	19 0	3 0	0 0	0 0	3 0	0 0
2004	1 0 0	5 0 0	3 0 0	2 0 0	2 0	20 0	20 0	4 0	0 0	0 0	4 0	0 0
2004	1 0 0	5 0 0	3 0 0	2 0 0	2 0	22 0	22 0	4 0	0 0	0 0	4 0	0 0
2004	1 0 0	5 0 0	3 0 0	2 0 0	2 0	23 0	23 0	4 0	0 0	0 0	4 0	0 0

2004	1 0 0	5 0 0	3 0 0	2 0 0	2 0	21 0	21 0	6 0	0 0	0 0	6 0	0 0
2004	1 0 0	5 0 0	3 0 0	2 0 0	2 0	17 0	17 0	8 0	0 0	0 0	8 0	0 0
2004	2 0 0	5 0 0	3 0 0	2 0 0	2 0	16 0	16 0	1 0	0 0	0 0	1 0	0 0
2004	2 0 0	5 0 0	3 0 0	2 0 0	2 0	17 0	17 0	1 0	0 0	0 0	1 0	0 0
2004	2 0 0	5 0 0	3 0 0	2 0 0	2 0	18 0	18 0	1 0	0 0	0 0	1 0	0 0
2004	2 0 0	5 0 0	3 0 0	2 0 0	2 0	22 0	22 0	1 0	0 0	0 0	1 0	0 0
2004	2 0 0	5 0 0	3 0 0	2 0 0	2 0	25 0	25 0	1 0	0 0	0 0	1 0	0 0
2004	2 0 0	5 0 0	3 0 0	2 0 0	2 0	26 0	26 0	1 0	0 0	0 0	1 0	0 0
2004	2 0 0	5 0 0	3 0 0	2 0 0	2 0	27 0	27 0	1 0	0 0	0 0	1 0	0 0
2004	2 0 0	5 0 0	3 0 0	2 0 0	2 0	28 0	28 0	1 0	0 0	0 0	1 0	0 0
2004	2 0 0	5 0 0	3 0 0	2 0 0	2 0	15 0	15 0	2 0	0 1	0 0	1 0	0 0
2004	2 0 0	5 0 0	3 0 0	2 0 0	2 0	19 0	19 0	2 0	0 0	0 0	2 0	0 0
2004	2 0 0	5 0 0	3 0 0	2 0 0	2 0	23 0	23 0	2 0	0 0	0 0	2 0	0 0
2004	2 0 0	5 0 0	3 0 0	2 0 0	2 0	20 0	20 0	3 0	0 0	0 0	3 0	0 0
2004	2 0 0	5 0 0	3 0 0	2 0 0	2 0	21 0	21 0	3 0	0 0	0 0	3 0	0 0
2004	2 0 0	5 0 0	3 0 0	2 0 0	2 0	24 0	24 0	3 0	0 0	0 0	3 0	0 0
2005	1 0 0	5 0 0	3 0 0	2 0 0	2 0	20 0	20 0	1 0	0 0	0 0	1 0	0 0
2005	1 0 0	5 0 0	3 0 0	2 0 0	2 0	21 0	21 0	1 0	0 0	0 0	1 0	0 0
2005	1 0 0	5 0 0	3 0 0	2 0 0	2 0	22 0	22 0	1 0	0 0	0 0	1 0	0 0

2005	1 0 0	5 0 0	3 0 0	2 0 0	2 0	25 0	25 0	1 0	0 0	0 0	1 0	0 0
2005	1 0 0	5 0 0	3 0 0	2 0 0	2 0	26 0	26 0	1 0	0 0	0 0	1 0	0 0
2005	1 0 0	5 0 0	3 0 0	2 0 0	2 0	27 0	27 0	1 0	0 0	0 0	1 0	0 0
2005	2 0 0	5 0 0	3 0 0	2 0 0	2 0	17 0	17 0	1 0	0 0	0 0	1 0	0 0
2005	2 0 0	5 0 0	3 0 0	2 0 0	2 0	28 0	28 0	1 0	0 0	0 0	1 0	0 0
2005	2 0 0	5 0 0	3 0 0	2 0 0	2 0	18 0	18 0	2 0	0 0	0 0	2 0	0 0
2005	2 0 0	5 0 0	3 0 0	2 0 0	2 0	20 0	20 0	2 0	0 0	0 0	2 0	0 0
2005	2 0 0	5 0 0	3 0 0	2 0 0	2 0	25 0	25 0	2 0	0 0	0 0	2 0	0 0
2005	2 0 0	5 0 0	3 0 0	2 0 0	2 0	26 0	26 0	2 0	0 0	0 0	2 0	0 0
2005	2 0 0	5 0 0	3 0 0	2 0 0	2 0	21 0	21 0	3 0	0 0	0 0	3 0	0 0
2005	2 0 0	5 0 0	3 0 0	2 0 0	2 0	24 0	24 0	3 0	0 0	0 0	3 0	0 0
2006	1 0 0	5 0 0	3 0 0	2 0 0	2 0	15 0	15 0	1 0	0 1	0 0	0 0	0 0
2006	1 0 0	5 0 0	3 0 0	2 0 0	2 0	24 0	24 0	1 0	0 0	0 0	1 0	0 0
2006	1 0 0	5 0 0	3 0 0	2 0 0	2 0	25 0	25 0	1 0	0 0	0 0	1 0	0 0
2006	1 0 0	5 0 0	3 0 0	2 0 0	2 0	27 0	27 0	1 0	0 0	0 0	1 0	0 0
2006	1 0 0	5 0 0	3 0 0	2 0 0	2 0	28 0	28 0	1 0	0 0	0 0	1 0	0 0
2006	1 0 0	5 0 0	3 0 0	2 0 0	2 0	23 0	23 0	2 0	0 0	0 0	2 0	0 0
2006	1 0 0	5 0 0	3 0 0	2 0 0	2 0	18 0	18 0	3 0	0 0	0 0	3 0	0 0
2006	1 0 0	5 0 0	3 0 0	2 0 0	2 0	22 0	22 0	3 0	0 0	0 0	3 0	0 0

2006	1 0 0	5 0 0	3 0 0	2 0 0	2 0	19 0	19 0	5 0	0 0	0 0	5 0	0 0
2006	1 0 0	5 0 0	3 0 0	2 0 0	2 0	21 0	21 0	5 0	0 0	0 0	5 0	0 0
2006	1 0 0	5 0 0	3 0 0	2 0 0	2 0	17 0	17 0	6 0	0 0	0 0	6 0	0 0
2006	1 0 0	5 0 0	3 0 0	2 0 0	2 0	20 0	20 0	6 0	0 0	0 0	6 0	0 0
2006	2 0 0	5 0 0	3 0 0	2 0 0	2 0	26 0	26 0	1 0	0 0	0 0	1 0	0 0
2006	2 0 0	5 0 0	3 0 0	2 0 0	2 0	24 0	24 0	2 0	0 0	0 0	2 0	0 0
2006	2 0 0	5 0 0	3 0 0	2 0 0	2 0	14 0	14 0	3 0	0 1	0 0	2 0	0 0
2006	2 0 0	5 0 0	3 0 0	2 0 0	2 0	23 0	23 0	4 0	0 0	0 0	4 0	0 0
2006	2 0 0	5 0 0	3 0 0	2 0 0	2 0	22 0	22 0	5 0	0 0	0 0	5 0	0 0
2006	2 0 0	5 0 0	3 0 0	2 0 0	2 0	15 0	15 0	6 0	0 0	0 0	6 0	0 0
2006	2 0 0	5 0 0	3 0 0	2 0 0	2 0	16 0	16 0	9 0	0 0	0 0	9 0	0 0
2006	2 0 0	5 0 0	3 0 0	2 0 0	2 0	17 0	17 0	13 0	0 0	0 0	13 0	0 0
2006	2 0 0	5 0 0	3 0 0	2 0 0	2 0	18 0	18 0	15 0	0 0	0 0	15 0	0 0
2006	2 0 0	5 0 0	3 0 0	2 0 0	2 0	21 0	21 0	15 0	0 0	0 0	15 0	0 0
2006	2 0 0	5 0 0	3 0 0	2 0 0	2 0	20 0	20 0	18 0	0 0	0 0	18 0	0 0
2006	2 0 0	5 0 0	3 0 0	2 0 0	2 0	19 0	19 0	19 0	0 0	0 0	19 0	0 0
2007	1 0 0	5 0 0	3 0 0	2 0 0	2 0	16 0	16 0	1 0	0 0	0 0	1 0	0 0
2007	1 0 0	5 0 0	3 0 0	2 0 0	2 0	17 0	17 0	1 0	0 0	0 0	1 0	0 0
2007	1 0 0	5 0 0	3 0 0	2 0 0	2 0	23 0	23 0	1 0	0 0	0 0	1 0	0 0

2007	1 0 0	5 0 0	3 0 0	2 0 0	2 0	24 0	24 0	1 0	0 0	0 0	1 0	0 0
2007	1 0 0	5 0 0	3 0 0	2 0 0	2 0	21 0	21 0	2 0	0 0	0 0	2 0	0 0
2007	1 0 0	5 0 0	3 0 0	2 0 0	2 0	22 0	22 0	2 0	0 0	0 0	2 0	0 0
2007	1 0 0	5 0 0	3 0 0	2 0 0	2 0	19 0	19 0	5 0	0 0	0 0	5 0	0 0
2007	1 0 0	5 0 0	3 0 0	2 0 0	2 0	20 0	20 0	5 0	0 0	0 0	5 0	0 0
2007	2 0 0	5 0 0	3 0 0	2 0 0	2 0	14 0	14 0	1 0	0 1	0 0	0 0	0 0
2007	2 0 0	5 0 0	3 0 0	2 0 0	2 0	23 0	23 0	2 0	0 0	0 0	2 0	0 0
2007	2 0 0	5 0 0	3 0 0	2 0 0	2 0	18 0	18 0	4 0	0 0	0 0	4 0	0 0
2007	2 0 0	5 0 0	3 0 0	2 0 0	2 0	22 0	22 0	4 0	0 0	0 0	4 0	0 0
2007	2 0 0	5 0 0	3 0 0	2 0 0	2 0	24 0	24 0	4 0	0 0	0 0	4 0	0 0
2007	2 0 0	5 0 0	3 0 0	2 0 0	2 0	16 0	16 0	6 0	0 0	0 0	6 0	0 0
2007	2 0 0	5 0 0	3 0 0	2 0 0	2 0	20 0	20 0	7 0	0 0	0 0	7 0	0 0
2007	2 0 0	5 0 0	3 0 0	2 0 0	2 0	21 0	21 0	9 0	0 0	0 0	9 0	0 0
2007	2 0 0	5 0 0	3 0 0	2 0 0	2 0	15 0	15 0	10 0	0 0	0 0	10 0	0 0
2007	2 0 0	5 0 0	3 0 0	2 0 0	2 0	17 0	17 0	10 0	0 0	0 0	10 0	0 0
2007	2 0 0	5 0 0	3 0 0	2 0 0	2 0	19 0	19 0	16 0	0 0	0 0	16 0	0 0
2008	1 0 0	5 0 0	3 0 0	2 0 0	2 0	12 0	12 0	1 0	0 1	0 0	0 0	0 0
2008	1 0 0	5 0 0	3 0 0	2 0 0	2 0	13 0	13 0	1 0	0 0	0 0	1 0	0 0
2008	1 0 0	5 0 0	3 0 0	2 0 0	2 0	21 0	21 0	1 0	0 0	0 0	1 0	0 0

2008	1 0 0	5 0 0	3 0 0	2 0 0	2 0	22 0	22 0	1 0	0 0	0 0	1 0	0 0
2008	1 0 0	5 0 0	3 0 0	2 0 0	2 0	24 0	24 0	1 0	0 0	0 0	1 0	0 0
2008	1 0 0	5 0 0	3 0 0	2 0 0	2 0	14 0	14 0	2 0	0 0	0 0	2 0	0 0
2008	1 0 0	5 0 0	3 0 0	2 0 0	2 0	20 0	20 0	2 0	0 0	0 0	2 0	0 0
2008	1 0 0	5 0 0	3 0 0	2 0 0	2 0	18 0	18 0	4 0	0 0	0 0	4 0	0 0
2008	1 0 0	5 0 0	3 0 0	2 0 0	2 0	19 0	19 0	4 0	0 0	0 0	4 0	0 0
2008	1 0 0	5 0 0	3 0 0	2 0 0	2 0	16 0	16 0	5 0	0 0	0 0	5 0	0 0
2008	1 0 0	5 0 0	3 0 0	2 0 0	2 0	17 0	17 0	5 0	0 0	0 0	5 0	0 0
2008	1 0 0	5 0 0	3 0 0	2 0 0	2 0	15 0	15 0	10 0	0 3	0 0	7 0	0 0
2008	2 0 0	5 0 0	3 0 0	2 0 0	2 0	14 0	14 0	1 0	0 0	0 0	1 0	0 0
2008	2 0 0	5 0 0	3 0 0	2 0 0	2 0	15 0	15 0	1 0	0 0	0 0	1 0	0 0
2008	2 0 0	5 0 0	3 0 0	2 0 0	2 0	16 0	16 0	1 0	0 0	0 0	1 0	0 0
2008	2 0 0	5 0 0	3 0 0	2 0 0	2 0	17 0	17 0	1 0	0 0	0 0	1 0	0 0
2008	2 0 0	5 0 0	3 0 0	2 0 0	2 0	18 0	18 0	1 0	0 0	0 0	1 0	0 0
2008	2 0 0	5 0 0	3 0 0	2 0 0	2 0	22 0	22 0	1 0	0 0	0 0	1 0	0 0
2008	2 0 0	5 0 0	3 0 0	2 0 0	2 0	24 0	24 0	1 0	0 0	0 0	1 0	0 0
2008	2 0 0	5 0 0	3 0 0	2 0 0	2 0	26 0	26 0	1 0	0 0	0 0	1 0	0 0
2008	2 0 0	5 0 0	3 0 0	2 0 0	2 0	25 0	25 0	2 0	0 0	0 0	2 0	0 0
2008	2 0 0	5 0 0	3 0 0	2 0 0	2 0	20 0	20 0	3 0	0 0	0 0	3 0	0 0

2008	2 0 0	5 0 0	3 0 0	2 0 0	2 0	21 0	21 0	4 0	0 0	0 0	4 0	0 0
2008	2 0 0	5 0 0	3 0 0	2 0 0	2 0	19 0	19 0	6 0	0 0	0 0	6 0	0 0
2009	1 0 0	5 0 0	3 0 0	2 0 0	2 0	17 0	17 0	1 0	0 0	0 0	1 0	0 0
2009	1 0 0	5 0 0	3 0 0	2 0 0	2 0	25 0	25 0	1 0	0 0	0 0	1 0	0 0
2009	2 0 0	5 0 0	3 0 0	2 0 0	2 0	26 0	26 0	1 0	0 0	0 0	1 0	0 0
2009	2 0 0	5 0 0	3 0 0	2 0 0	2 0	27 0	27 0	1 0	0 0	0 0	1 0	0 0
2009	2 0 0	5 0 0	3 0 0	2 0 0	2 0	29 0	29 0	1 0	0 0	0 0	1 0	0 0
2009	2 0 0	5 0 0	3 0 0	2 0 0	2 0	16 0	16 0	2 0	0 2	0 0	0 0	0 0
2009	2 0 0	5 0 0	3 0 0	2 0 0	2 0	23 0	23 0	2 0	0 0	0 0	2 0	0 0
2009	2 0 0	5 0 0	3 0 0	2 0 0	2 0	21 0	21 0	3 0	0 0	0 0	3 0	0 0
2009	2 0 0	5 0 0	3 0 0	2 0 0	2 0	24 0	24 0	3 0	0 0	0 0	3 0	0 0
2009	2 0 0	5 0 0	3 0 0	2 0 0	2 0	22 0	22 0	4 0	0 0	0 0	4 0	0 0
2009	2 0 0	5 0 0	3 0 0	2 0 0	2 0	17 0	17 0	6 0	0 0	0 0	6 0	0 0
2009	2 0 0	5 0 0	3 0 0	2 0 0	2 0	18 0	18 0	7 0	0 0	0 0	7 0	0 0
2009	2 0 0	5 0 0	3 0 0	2 0 0	2 0	20 0	20 0	9 0	0 0	0 0	9 0	0 0
2009	2 0 0	5 0 0	3 0 0	2 0 0	2 0	19 0	19 0	10 0	0 0	0 0	10 0	0 0
2010	1 0 0	5 0 0	3 0 0	2 0 0	2 0	17 0	17 0	1 0	0 0	0 0	1 0	0 0
2010	1 0 0	5 0 0	3 0 0	2 0 0	2 0	19 0	19 0	1 0	0 0	0 0	1 0	0 0
2010	1 0 0	5 0 0	3 0 0	2 0 0	2 0	21 0	21 0	1 0	0 0	0 0	1 0	0 0

2010	2 0 0	5 0 0	3 0 0	2 0 0	2 0	23 0	23 0	1 0	0 0	0 0	1 0	0 0
2010	2 0 0	5 0 0	3 0 0	2 0 0	2 0	28 0	28 0	1 0	0 0	0 0	1 0	0 0
2010	2 0 0	5 0 0	3 0 0	2 0 0	2 0	22 0	22 0	2 0	0 0	0 0	2 0	0 0
2010	2 0 0	5 0 0	3 0 0	2 0 0	2 0	24 0	24 0	2 0	0 0	0 0	2 0	0 0
2010	2 0 0	5 0 0	3 0 0	2 0 0	2 0	25 0	25 0	2 0	0 0	0 0	2 0	0 0
2010	2 0 0	5 0 0	3 0 0	2 0 0	2 0	16 0	16 0	5 0	0 0	0 0	5 0	0 0
2010	2 0 0	5 0 0	3 0 0	2 0 0	2 0	17 0	17 0	5 0	0 0	0 0	5 0	0 0
2010	2 0 0	5 0 0	3 0 0	2 0 0	2 0	20 0	20 0	5 0	0 0	0 0	5 0	0 0
2010	2 0 0	5 0 0	3 0 0	2 0 0	2 0	21 0	21 0	6 0	0 0	0 0	6 0	0 0
2010	2 0 0	5 0 0	3 0 0	2 0 0	2 0	18 0	18 0	11 0	0 1	0 0	10 0	0 0
2010	2 0 0	5 0 0	3 0 0	2 0 0	2 0	19 0	19 0	15 0	0 3	0 0	12 0	0 0
2011	1 0 0	5 0 0	3 0 0	2 0 0	2 0	16 0	16 0	1 0	0 0	0 0	1 0	0 0
2011	1 0 0	5 0 0	3 0 0	2 0 0	2 0	17 0	17 0	1 0	0 0	0 0	1 0	0 0
2011	1 0 0	5 0 0	3 0 0	2 0 0	2 0	21 0	21 0	1 0	0 0	0 0	1 0	0 0
2011	1 0 0	5 0 0	3 0 0	2 0 0	2 0	22 0	22 0	1 0	0 0	0 0	1 0	0 0
2011	1 0 0	5 0 0	3 0 0	2 0 0	2 0	18 0	18 0	2 0	0 1	0 0	1 0	0 0
2011	1 0 0	5 0 0	3 0 0	2 0 0	2 0	19 0	19 0	2 0	0 0	0 0	2 0	0 0
2011	1 0 0	5 0 0	3 0 0	2 0 0	2 0	25 0	25 0	3 0	0 0	0 0	3 0	0 0
2011	2 0 0	5 0 0	3 0 0	2 0 0	2 0	21 0	21 0	1 0	0 0	0 0	1 0	0 0

2011	2 0 0	5 0 0	3 0 0	2 0 0	2 0	25 0	25 0	1 0	0 0	0 0	1 0	0 0
2011	2 0 0	5 0 0	3 0 0	2 0 0	2 0	26 0	26 0	1 0	0 0	0 0	1 0	0 0
2011	2 0 0	5 0 0	3 0 0	2 0 0	2 0	15 0	15 0	3 0	0 0	0 0	3 0	0 0
2011	2 0 0	5 0 0	3 0 0	2 0 0	2 0	24 0	24 0	3 0	0 0	0 0	3 0	0 0
2011	2 0 0	5 0 0	3 0 0	2 0 0	2 0	16 0	16 0	6 0	0 0	0 0	6 0	0 0
2011	2 0 0	5 0 0	3 0 0	2 0 0	2 0	17 0	17 0	6 0	0 0	0 0	6 0	0 0
2011	2 0 0	5 0 0	3 0 0	2 0 0	2 0	18 0	18 0	6 0	0 0	0 0	6 0	0 0
2011	2 0 0	5 0 0	3 0 0	2 0 0	2 0	20 0	20 0	8 0	0 0	0 0	8 0	0 0
2011	2 0 0	5 0 0	3 0 0	2 0 0	2 0	19 0	19 0	9 0	0 0	0 0	9 0	0 0
2012	1 0 0	5 0 0	3 0 0	2 0 0	2 0	19 0	19 0	1 0	0 0	0 0	1 0	0 0
2012	1 0 0	5 0 0	3 0 0	2 0 0	2 0	21 0	21 0	1 0	0 0	0 0	1 0	0 0
2012	1 0 0	5 0 0	3 0 0	2 0 0	2 0	22 0	22 0	1 0	0 0	0 0	1 0	0 0
2012	1 0 0	5 0 0	3 0 0	2 0 0	2 0	28 0	28 0	1 0	0 0	0 0	1 0	0 0
2012	1 0 0	5 0 0	3 0 0	2 0 0	2 0	16 0	16 0	2 0	0 0	0 0	2 0	0 0
2012	1 0 0	5 0 0	3 0 0	2 0 0	2 0	18 0	18 0	2 0	0 0	0 0	2 0	0 0
2012	2 0 0	5 0 0	3 0 0	2 0 0	2 0	20 0	20 0	1 0	0 0	0 0	1 0	0 0
2012	2 0 0	5 0 0	3 0 0	2 0 0	2 0	24 0	24 0	1 0	0 0	0 0	1 0	0 0
2012	2 0 0	5 0 0	3 0 0	2 0 0	2 0	16 0	16 0	2 0	0 1	0 0	1 0	0 0
2012	2 0 0	5 0 0	3 0 0	2 0 0	2 0	23 0	23 0	2 0	0 0	0 0	2 0	0 0

2012 2 5 3 2 2 21 21 4 0 0 4 0
0 0 0 0 0 0 0 0 0 0 0 0
0 0 0 0

2012 2 5 3 2 2 17 17 6 0 0 6 0
0 0 0 0 0 0 0 0 0 0 0 0
0 0 0 0

2012 2 5 3 2 2 19 19 6 0 0 6 0
0 0 0 0 0 0 0 0 0 0 0 0
0 0 0 0

2012 2 5 3 2 2 18 18 8 0 0 8 0
0 0 0 0 0 0 0 0 0 0 0 0
0 0 0 0

2013 1 5 3 2 2 19 19 1 0 0 1 0
0 0 0 0 0 0 0 0 0 0 0 0
0 0 0 0

2013 1 5 3 2 2 20 20 1 0 0 1 0
0 0 0 0 0 0 0 0 0 0 0 0
0 0 0 0

2013 1 5 3 2 2 21 21 1 0 0 1 0
0 0 0 0 0 0 0 0 0 0 0 0
0 0 0 0

2013 2 5 3 2 2 22 22 1 0 0 1 0
0 0 0 0 0 0 0 0 0 0 0 0
0 0 0 0

2013 2 5 3 2 2 23 23 1 0 0 1 0
0 0 0 0 0 0 0 0 0 0 0 0
0 0 0 0

2013 2 5 3 2 2 26 26 1 0 0 1 0
0 0 0 0 0 0 0 0 0 0 0 0
0 0 0 0

2013 2 5 3 2 2 28 28 1 0 0 1 0
0 0 0 0 0 0 0 0 0 0 0 0
0 0 0 0

2013 2 5 3 2 2 17 17 2 0 0 2 0
0 0 0 0 0 0 0 0 0 0 0 0
0 0 0 0

2013 2 5 3 2 2 18 18 4 0 0 4 0
0 0 0 0 0 0 0 0 0 0 0 0
0 0 0 0

2013 2 5 3 2 2 19 19 4 0 0 4 0
0 0 0 0 0 0 0 0 0 0 0 0
0 0 0 0

2013 2 5 3 2 2 21 21 4 0 0 4 0
0 0 0 0 0 0 0 0 0 0 0 0
0 0 0 0

2013 2 5 3 2 2 24 24 5 0 0 5 0
0 0 0 0 0 0 0 0 0 0 0 0
0 0 0 0

Mean size at age

0 #_N_MeanSize-at-Age_obs

#Yr Seas Flt/Svy Gender Part Ageerr Ignore datavector(female-male)

samplesize(female-male)

0 #_N_environ_variables

0 #_N_environ_obs

0 # N sizefreq methods to read

0 # no tag data

0 # no morphcomp data

999

Stock Synthesis control file

#V3.24f

#C NCDMF 2014 Southern Flounder Stock Assessment

#C Uses conditional age-at-length

1 #_N_Growth_Patterns

1 #_N_Morphs_Within_GrowthPattern

#_Cond 1 #_Morph_between/within_stdev_ratio (no read if N_morphs=1)

#_Cond 1 #vector_Morphdist_(-1_in_first_val_gives_normal_approx)

#

1 #_Cond # N recruitment designs goes here if N_GP*nseas*area>1

0 #_Cond # placeholder for recruitment interaction request

1 1 1 #_Cond # recruitment design element for GP=1, seas=1, area=1

#

#_Cond 0 # N_movement_definitions goes here if N_areas > 1

#_Cond 1.0 # first age that moves (real age at begin of season, not integer) also cond on do_migration>0

#_Cond 1 1 1 2 4 10 # example move definition for seas=1, morph=1, source=1 dest=2, age1=4, age2=10

#

3 #_Nblock_Patterns

1 2 2 #_Cond 0 #_blocks_per_pattern

2005 2013 # begin and end years of blocks

2002 2007 2008 2013

1996 2007 2008 2013 #

#

0.5 #_fracfemale # This needs to be the ratio at birth. Should be 0.5 unless exceptional circumstances

2 #_natM_type:_0=1Parm; 1=N_breakpoints; 2=Lorenzen;_3=agespecific;_4=agespec_withseasinterpolate; _

1 #_Cond 2 #_Reference_Age_for_Lorenzen_M if natM_type = 2

1 # GrowthModel: 1=vonBert with L1&L2; 2=Richards with L1&L2; 3=not implemented; 4=not implemented

1 #_Growth_Age_for_L1 #Rick change to age 2 because so few age 1's observed

999 #_Growth_Age_for_L2 (999 to use as Linf)

0 #_SD_add_to_LAA (set to 0.1 for SS2 V1.x compatibility)

0 #_CV_Growth_Pattern: 0 CV=f(LAA); 1 CV=F(A); 2 SD=F(LAA); 3 SD=F(A)

1 #_maturity_option: 1=length logistic; 2=age logistic; 3=read age-maturity matrix by growth_pattern; 4=read age-fecundity; 5=read fec and wt from wtatage.ss

#_placeholder for empirical age-maturity by growth pattern

0 #_First_Mature_Age

1 #_fecundity option:(1)eggs=Wt*(a+b*Wt);(2)eggs=a*L^b;(3)eggs=a*Wt^b

0 #_hermaphroditism option: 0=none; 1=age-specific fxn

1 #_parameter_offset_approach (1=none, 2= M, G, CV_G as offset from female-GP1, 3=like SS2 V1.x)

2 #_env/block/dev_adjust_method (1=standard; 2=logistic transform keeps in base parm bounds; 3=standard w/ no bound check)

#

#_growth_parms

LO HI INIT PRIOR PR_type SD PHASE env-var use_dev dev_minyr dev_maxyr dev_stddev Block Block_Fxn

```
0.2     0.6     0.36    0.36    0       0.15    -5      0       0       0       0       0.5     0
        0       #Natmort_at_ref_age_fem
10      50      36      0       -1      0       -1      0       0       0       0       0.5     0
        0       #Lmin_at ref age_fem # empirical value
25      85      83.5    0       -1      0       -1      0       0       0       0       0.5     0
        0       #Lmax_Linf_fem
0.01    2       0.17    0       -1      0       -1      0       0       0       0       0.5     0
        0       #VBK_fem
0.01    3       0.16    0       -1      0       -1      0       0       0       0       0.5     0
        0       #CV_ref age_fem
0.01    3       0.2     0       -1      0       -1      0       0       0       0       0.5     0
        0       #CV_Linf_fem


0.28    0.68    0.45    0.45    0       0.25    -5      0       0       0       0       0.5     0
        0       #Natmort_at_ref_age_mal
10      50      30      0       -1      0       -1      0       0       0       0       0.5     0
        0       #Lmin_ref age_mal # empirical value
25      85      51.6    0       -1      0       -1      0       0       0       0       0.5     0
        0       #Lmax_Linf_mal
0.01    2       0.17    0       -1      0       -1      0       0       0       0       0.5     0
        0       #VBK_mal
0.01    0.5     0.16    0       -1      0       -1      0       0       0       0       0.5     0
        0       #CV_ref age_mal
0.01    0.5     0.2     0       -1      0       -1      0       0       0       0       0.5     0
        0       #CV_Linf_mal


-3      3       4.75E-06 0      -1      0       -1      0       0       0       0       0.5     0
        0       #Lenwt_a_fem
2.5     3.5     3.25    0       -1      0       -1      0       0       0       0       0.5     0
        0       #Lenwt_b_fem


25      37      40.21   0       -1      0       -1      0       0       0       0       0.5     0
        0       #Mat_inflect_fem
-3      3       -0.33   0       -1      0       -1      0       0       0       0       0.5     0
        0       #Mat_slope_fem # Data from Midway and Monaghan


-3      3       1       0       -1      0       -1      0       0       0       0       0.5     0
        0       #Egg/kg_incpt
-3      4       0       0       -1      0       -1      0       0       0       0       0.5     0
        0       #Egg/kg_slope


-3      3       6.36E-06 0      -1      0       -1      0       0       0       0       0.5     0
        0       #Lenwt_a_mal
2.5     3.5     3.17    0       -1      0       -1      0       0       0       0       0.5     0
        0       #Lenwt_b_mal


-4      4       1       0       -1      0       -1      0       0       0       0       0       0
        0 # RecrDist_GP_1
```

-4 4 1 0 -1 0 -1 0 0 0 0 0 0 0 # RecrDist_Area_1

-4 4 0.01 0 -1 0 -1 0 0 0 0 0 0 0 # RecrDist_Seas_1

-4 4 0 0 -1 0 -1 0 0 0 0 0 0 0 # RecrDist_Seas_2

-4 4 0 0 -1 0 -1 0 0 0 0 0 0 0 # CohortGrowDev

#

#_Cond 0 #custom_MG-env_setup (0/1)

#_Cond -2 2 0 0 -1 99 -2 #_placeholder when no MG-environ parameters

#

#_Cond 0 #custom_MG-block_setup (0/1)

#_Cond -2 2 0 0 -1 99 -2 #_placeholder when no MG-block parameters

#_Cond No MG parm trends

#

#_seasonal_effects_on_biology_parms

0 0 0 0 0 0 0 0 0 0 #_femwtlen1,femwtlen2,mat1,mat2,fec1,fec2,Malewtlen1,malewtlen2,L1,K

#_Cond -2 2 0 0 -1 99 -2 #_placeholder when no seasonal MG parameters

#

#_Cond -4 #_MGparm_Dev_Phase

#

#_Spawner-Recruitment

4 #_SR_function: 1=B-H_flattop; 2=Ricker; 3=std_B-H; 4=SCAA; 5=Hockey; 6=Shepard_3Parm

#_LO HI INIT PRIOR PR_type SD PHASE

3 11 4.0 0 -1 1000 2 # SR_R0 #Rick: reduce starting value to get in more reasonable range of biomass

0.5 1 0.9 0 -1 1000 -5 # SR_steep; Rick recommends fixing steepness at a reasonable value for now because not enough contrast to estimate

0 1 0.5 0 -1 1000 -5 # SR_sigmaR

-5 5 1 0 -1 0 -1 # SR_envlink

-5 5 0 0 -1 0 -1 # SR_R1_offset

0 0 0 0 -1 0 -1 # SR_autocorr

0 #_SR_env_link

0 #_SR_env_target_0=none;1=devs;_2=R0;_3=steepness

2 #do_recdev: 0=none; 1=devvector; 2=simple deviations

1981 # first year of main recr_devs; early devs can preceed this era

2013 # last year of main recr_devs; forecast devs start in following year

4 #_recdev phase

1 # (0/1) to read 13 advanced options

0 #_recdev_early_start (0=none; neg value makes relative to recdev_start)

-4 #_recdev_early_phase

0 #_forecast_recruitment phase (incl. late recr) (0 value resets to maxphase+1)

1 #_lambda for Fcast_recr_like occurring before endyr+1

1991 #_last_early_yr_nobias_adj_in_MPD

1991 #_first_yr_fullbias_adj_in_MPD

2013 #_last_yr_fullbias_adj_in_MPD

2014 #_first_recent_yr_nobias_adj_in_MPD

1 #_max_bias_adj_in_MPD (-1 to override ramp and set biasadj=1.0 for all estimated recdevs)

0 #_period of cycles in recruitment (N parms read below)

-0.55 #min rec_dev

0.55 #max rec_dev

0 #_read_recdevs

#_end of advanced SR options

#

#_placeholder for full parameter lines for recruitment cycles

read specified recr devs

#_Yr Input_value

#

all recruitment deviations

#

#Fishing Mortality info

1 # F ballpark for tuning early phases

-2005 # F ballpark year (neg value to disable)

2 # F_Method: 1=Pope; 2=instan. F; 3=hybrid (hybrid is recommended)

2 # max F or harvest rate, depends on F_Method

no additional F input needed for Fmethod 1

0.9 4 184 # if Fmethod=2; read overall start F value; overall phase; N detailed inputs to read

# Fleet	Yr	Season	F	SE	Phase
1	1991	1	0.198	0.198	2
1	1992	1	0.198	0.198	2
1	1993	1	0.198	0.198	2
1	1994	1	0.050	0.050	2
1	1995	1	0.050	0.050	2
1	1996	1	0.050	0.050	2
1	1997	1	0.050	0.050	2
1	1998	1	0.050	0.050	2
1	1999	1	0.050	0.050	2
1	2000	1	0.050	0.050	2
1	2001	1	0.050	0.050	2
1	2002	1	0.050	0.050	2
1	2003	1	0.050	0.050	2
1	2004	1	0.050	0.050	2
1	2005	1	0.050	0.050	2
1	2006	1	0.050	0.050	2
1	2007	1	0.050	0.050	2
1	2008	1	0.050	0.050	2

1	2009	1	0.050	0.050	2
1	2010	1	0.050	0.050	2
1	2011	1	0.050	0.050	2
1	2012	1	0.050	0.050	2
1	2013	1	0.050	0.050	2
1	1991	2	0.198	0.198	2
1	1992	2	0.198	0.198	2
1	1993	2	0.198	0.198	2
1	1994	2	0.050	0.050	2
1	1995	2	0.050	0.050	2
1	1996	2	0.050	0.050	2
1	1997	2	0.050	0.050	2
1	1998	2	0.050	0.050	2
1	1999	2	0.050	0.050	2
1	2000	2	0.050	0.050	2
1	2001	2	0.050	0.050	2
1	2002	2	0.050	0.050	2
1	2003	2	0.050	0.050	2
1	2004	2	0.050	0.050	2
1	2005	2	0.050	0.050	2
1	2006	2	0.050	0.050	2
1	2007	2	0.050	0.050	2
1	2008	2	0.050	0.050	2
1	2009	2	0.050	0.050	2
1	2010	2	0.050	0.050	2
1	2011	2	0.050	0.050	2
1	2012	2	0.050	0.050	2
1	2013	2	0.050	0.050	2
2	1991	1	0.198	0.198	2
2	1992	1	0.198	0.198	2
2	1993	1	0.198	0.198	2
2	1994	1	0.050	0.050	2
2	1995	1	0.050	0.050	2
2	1996	1	0.050	0.050	2
2	1997	1	0.050	0.050	2
2	1998	1	0.050	0.050	2
2	1999	1	0.050	0.050	2
2	2000	1	0.050	0.050	2
2	2001	1	0.050	0.050	2
2	2002	1	0.050	0.050	2
2	2003	1	0.050	0.050	2
2	2004	1	0.050	0.050	2
2	2005	1	0.050	0.050	2

2	2006	1	0.050	0.050	2
2	2007	1	0.050	0.050	2
2	2008	1	0.050	0.050	2
2	2009	1	0.050	0.050	2
2	2010	1	0.050	0.050	2
2	2011	1	0.050	0.050	2
2	2012	1	0.050	0.050	2
2	2013	1	0.050	0.050	2
2	1991	2	0.198	0.198	2
2	1992	2	0.198	0.198	2
2	1993	2	0.198	0.198	2
2	1994	2	0.050	0.050	2
2	1995	2	0.050	0.050	2
2	1996	2	0.050	0.050	2
2	1997	2	0.050	0.050	2
2	1998	2	0.050	0.050	2
2	1999	2	0.050	0.050	2
2	2000	2	0.050	0.050	2
2	2001	2	0.050	0.050	2
2	2002	2	0.050	0.050	2
2	2003	2	0.050	0.050	2
2	2004	2	0.050	0.050	2
2	2005	2	0.050	0.050	2
2	2006	2	0.050	0.050	2
2	2007	2	0.050	0.050	2
2	2008	2	0.050	0.050	2
2	2009	2	0.050	0.050	2
2	2010	2	0.050	0.050	2
2	2011	2	0.050	0.050	2
2	2012	2	0.050	0.050	2
2	2013	2	0.050	0.050	2
3	1991	1	0.198	0.198	2
3	1992	1	0.198	0.198	2
3	1993	1	0.198	0.198	2
3	1994	1	0.050	0.050	2
3	1995	1	0.050	0.050	2
3	1996	1	0.050	0.050	2
3	1997	1	0.050	0.050	2
3	1998	1	0.050	0.050	2
3	1999	1	0.050	0.050	2
3	2000	1	0.050	0.050	2
3	2001	1	0.050	0.050	2
3	2002	1	0.050	0.050	2

3	2003	1	0.050	0.050	2
3	2004	1	0.050	0.050	2
3	2005	1	0.050	0.050	2
3	2006	1	0.050	0.050	2
3	2007	1	0.050	0.050	2
3	2008	1	0.050	0.050	2
3	2009	1	0.050	0.050	2
3	2010	1	0.050	0.050	2
3	2011	1	0.050	0.050	2
3	2012	1	0.050	0.050	2
3	2013	1	0.050	0.050	2
3	1991	2	0.198	0.198	2
3	1992	2	0.198	0.198	2
3	1993	2	0.198	0.198	2
3	1994	2	0.050	0.050	2
3	1995	2	0.050	0.050	2
3	1996	2	0.050	0.050	2
3	1997	2	0.050	0.050	2
3	1998	2	0.050	0.050	2
3	1999	2	0.050	0.050	2
3	2000	2	0.050	0.050	2
3	2001	2	0.050	0.050	2
3	2002	2	0.050	0.050	2
3	2003	2	0.050	0.050	2
3	2004	2	0.050	0.050	2
3	2005	2	0.050	0.050	2
3	2006	2	0.050	0.050	2
3	2007	2	0.050	0.050	2
3	2008	2	0.050	0.050	2
3	2009	2	0.050	0.050	2
3	2010	2	0.050	0.050	2
3	2011	2	0.050	0.050	2
3	2012	2	0.050	0.050	2
3	2013	2	0.050	0.050	2
4	1991	1	0.290	0.290	2
4	1992	1	0.367	0.367	2
4	1993	1	0.377	0.377	2
4	1994	1	0.358	0.358	2
4	1995	1	0.473	0.473	2
4	1996	1	0.398	0.398	2
4	1997	1	0.794	0.794	2
4	1998	1	0.424	0.424	2
4	1999	1	0.471	0.471	2

4	2000	1	0.608	0.608	2
4	2001	1	0.328	0.328	2
4	2002	1	0.268	0.268	2
4	2003	1	0.360	0.360	2
4	2004	1	0.299	0.299	2
4	2005	1	0.327	0.327	2
4	2006	1	0.347	0.347	2
4	2007	1	0.366	0.366	2
4	2008	1	0.394	0.394	2
4	2009	1	0.301	0.301	2
4	2010	1	0.197	0.197	2
4	2011	1	0.240	0.240	2
4	2012	1	0.211	0.211	2
4	2013	1	0.545	0.545	2
4	1991	2	0.277	0.277	2
4	1992	2	0.381	0.381	2
4	1993	2	0.402	0.402	2
4	1994	2	0.271	0.271	2
4	1995	2	0.323	0.323	2
4	1996	2	0.312	0.312	2
4	1997	2	0.268	0.268	2
4	1998	2	0.325	0.325	2
4	1999	2	0.555	0.555	2
4	2000	2	0.264	0.264	2
4	2001	2	0.238	0.238	2
4	2002	2	0.315	0.315	2
4	2003	2	0.311	0.311	2
4	2004	2	0.243	0.243	2
4	2005	2	0.254	0.254	2
4	2006	2	0.196	0.196	2
4	2007	2	0.225	0.225	2
4	2008	2	0.210	0.210	2
4	2009	2	0.208	0.208	2
4	2010	2	0.181	0.181	2
4	2011	2	0.211	0.211	2
4	2012	2	0.165	0.165	2
4	2013	2	0.226	0.226	2

if Fmethod=3; read N iterations for tuning for Fmethod 3

#5 # N iterations for tuning F in hybrid method (recommend 3 to 7)

#

initial_F_parms

#_LO	HI	INIT	PRIOR	PR_type	SD	PHASE
0	4	0.3	0	-1	1000	1 # InitF_comm gillnet

0 4 0.4 0 -1 1000 1 # InitF_pound net

0 4 0.1 0 -1 1000 1 # InitF_other comm

0 4 0.1 0 -1 1000 1 # InitF_rec

0 4 0.1 0 -1 1000 1 # InitF_rec_ocean

#

#_Q_setup

Q_type options: <0=mirror, 0/1=float, 2=parameter, 3=parm_w_random_dev, 4=parm_w_randwalk)

#_Den-dep env-var extra_se Q_type

0 0 0 0 # Comm gill net

0 0 0 0 # Pound net

0 0 0 0 # Other comm

0 0 0 0 # Rec

0 0 0 0 # Rec_ocean

0 0 0 2 # P135

0 0 0 2 # P915

0 0 0 2 # P120

0 0 0 2 # P195

#Cond 0 #_If q has random component, then 0=read one parm for each fleet with random q; #=read a parm for each year of index

#_Q_parms(if_any)

LO HI INIT PRIOR PR_type SD PHASE

-25 15 -11 0 -1 1000 2 # P135_base_q

-25 15 -11 0 -1 1000 2 # P915_base_q

-25 15 -13 0 -1 1000 2 # P120_base_q

-25 15 -13 0 -1 1000 2 # P195_base_q

#

#_size_selex_types

#_Pattern Discard Male Special

24 1 0 0 #Commgillnet

15 0 0 1 #Poundnet

15 0 0 1 #Othercomm

24 -1 0 0 #Rec

1 -1 0 0 #Rec ocean

24 0 0 0 #P135

24 0 0 0 #P915

33 0 0 0 #P120

33 0 0 0 #P195

#

#_age_selex_types

#_Pattern Discard Male Special

0 0 0 0 #Commgillnet

0 0 0 0 #Poundnet

0 0 0 0 #Othercomm

0 0 0 0 #Rec

0 0 0 0 #Rec

0 0 0 0 #P135

0 0 0 0 #P915

0 0 0 0 #P120

0 0 0 0 #P195

#_size_selex_parameters

# LO	HI	INIT	PRIOR	PR_type	SD	PHASE	env-var	use_dev	dev_minyr	dev_maxyr	dev_stddev	Block	Block_Fxn
15	60	34	0	-1	1000	2	0	0	0	0	0.5	1	
	1	#Comm gill net Female SizeSel_p1 PEAK											
-12	1	-3	0	-1	1000	3	0	0	0	0	0.5	1	
	1	#Comm gill net Female SizeSel_p2 TOP #Rick reduce max on this parameter											
-2	9	2	0	-1	1000	3	0	0	0	0	0.5	1	
	1	#Comm gill net Female SizeSel_p3 ASC_WIDTH											
-2	9	3	0	-1	1000	3	0	0	0	0	0.5	1	
	1	#Comm gill net Female SizeSel_p4 DESC_WIDTH											
-1000	15	-999	-999	-1	1000	-1	0	0	0	0	0.5	1	
	1	#Comm gill net Female p5 INIT #Rick -999 allows for gradual decline controlled only by the slope parameter											
-1000	15	-999	-999	-1	1000	-1	0	0	0	0	0.5	1	
	1	#Comm gill net Female p6 FINAL #Rick -999 allows for gradual decline controlled only by the slope parameter											
15	60	33	0	-1	1000	3	0	0	0	0	0.5	1	
	1	# Comm gill net discard retention_p1 Inflection											
0	10	3	0	-1	1000	3	0	0	0	0	0.5	1	
	1	# Comm gill net discard retention _p2 Slope											
0	1	0.99	0	-1	1000	3	0	0	0	0	0.5	1	
	1	# Comm gill net discard retention _p3 Asymptotic retention											
-2	9	0	0	-1	1000	-1	0	0	0	0	0.5	1	
	1	# Comm gill net discard retention _p4 Male offset to inflection											
15	60	39	0	-1	1000	3	0	0	0	0	0.5	2	
	3	# Rec_ Female SizeSel_p1 PEAK											
-12	1	-3	0	-1	1000	4	0	0	0	0	0.5	2	
	3	# Rec _Female SizeSel_p2 TOP #Rick reduce max on this parameter											
-2	9	2	0	-1	1000	4	0	0	0	0	0.5	2	
	3	# Rec _Female SizeSel_p3 ASC_WIDTH											
-2	9	3	0	-1	1000	4	0	0	0	0	0.5	2	
	3	# Rec _Female SizeSel_p4 DESC_WIDTH											
-1000	15	-999	-999	-1	1000	-1	0	0	0	0	0.5	2	
	3	# Rec _Female SizeSel_p5 INIT #Rick -999 allows for gradual decline controlled only by the slope parameter											
-1000	15	-999	-999	-1	1000	-1	0	0	0	0	0.5	2	
	3	# Rec _Female SizeSel_p6 FINAL #Rick -999 allows for gradual decline controlled only by the slope parameter											
15	60	35	0	-1	1000	3	0	0	0	0	0.5	3	
	3	# Rec_ ocean											
0	20	10	0	-1	1000	4	0	0	0	0	0.5	3	
	3	# Rec _ocean											
15	60	39	0	-1	1000	2	0	0	0	0	0.5	0	
	0	# P135_Female SizeSel_p1 PEAK											
-12	1	-3	0	-1	1000	3	0	0	0	0	0.5	0	
	0	# P135_Female SizeSel_p2 TOP #Rick reduce max on this parameter											
-2	9	2	0	-1	1000	3	0	0	0	0	0.5	0	
	0	# P135_Female SizeSel_p3 ASC_WIDTH											

-2 9 2 0 -1 1000 3 0 0 0 0 0.5 0 0 # P135_Female SizeSel_p4 DESC_WIDTH

-1000 15 -999 -999 -1 1000 -1 0 0 0 0 0.5 0 0 # P135_Female SizeSel_p5 INIT #Rick -999 allows for gradual decline controlled only by the slope parameter

-1000 15 -999 -999 -1 1000 -1 0 0 0 0 0.5 0 0 # P135_Female SizeSel_p6 FINAL #Rick -999 allows for gradual decline controlled only by the slope parameter

15 40 37 0 -1 1000 2 0 0 0 0 0.5 0 0 # P915_Female SizeSel_p1 PEAK

-12 -0.5 -2 0 -1 1000 3 0 0 0 0 0.5 0 0 # P915_Female SizeSel_p2 TOP #Rick reduce max on this parameter

-2 9 2 0 -1 1000 3 0 0 0 0 0.5 0 0 # P915_Female SizeSel_p3 ASC_WIDTH

-2 9 4 0 -1 1000 3 0 0 0 0 0.5 0 0 # P915_Female SizeSel_p4 DESC_WIDTH

-1000 15 -999 -999 -1 1000 -1 0 0 0 0 0.5 0 0 # P915_Female SizeSel_p5 INIT #Rick -999 allows for gradual decline controlled only by the slope parameter

-1000 15 -999 -999 -1 1000 -1 0 0 0 0 0.5 0 0 # P915_Female SizeSel_p6 FINAL #Rick -999 allows for gradual decline controlled only by the slope parameter

#_age_selex_parameters

#_LO HI INIT PRIOR PR_type SD PHASE env-var use_dev dev_minyr dev_maxyr dev_stddev Block Block_Fxn

#_Cond 0 #_custom_sel-env_setup (0/1)

#_Cond -2 2 0 0 -1 99 -2 #_placeholder when no enviro fxns

1 #_Cond 0 #_custom_sel-blk_setup (0/1)

# LO	HI	INIT	PRIOR	PR_type	SD	PHASE	
0	5	1	0	-1	1000	3	#Comm gill net Female p1 offset
-0.1	0.75	0	0	-1	1000	3	#Comm gill net Female p2 offset
0	0	0	0	-1	1000	-1	#Comm gill net Female p3 offset
0	1	0	0	-1	1000	3	#Comm gill net Female p4 offset
0	0	0	0	-1	1000	-1	#Comm gill net Female p5 offset
0	0	0	0	-1	1000	-1	#Comm gill net Female p6 offset
-3	3	2.54	0	-1	1000	5	# Discard p1 offest
0	0	0	0	-1	1000	-1	# Discard p2 offest
0	0	0	0	-1	1000	-1	# Discard p3 offest
0	0	0	0	-1	1000	-1	# Discard p4 offest
0	2.5	2	0	-1	1000	5	#Rec Female p1 Blk 2 offset
0	2.5	2	0	-1	1000	5	#Rec Female p1 Blk 2 offset
0	1	0	0	-1	1000	5	#Rec Female p2 Blk 2 offset
0	1	0	0	-1	1000	5	#Rec Female p2 Blk 2 offset
0	0	0	0	-1	1000	-1	#Rec Female p3 Blk 2 offset
0	0	0	0	-1	1000	-1	#Rec Female p3 Blk 2 offset
0	1	1	0	-1	1000	5	#Rec Female p4 Blk 2 offset
0	1	1	0	-1	1000	5	#Rec Female p4 Blk 2 offset
0	0	0	0	-1	1000	-1	#Rec Female p5 Blk 2 offset
0	0	0	0	-1	1000	-1	#Rec Female p5 Blk 2 offset

0 0 0 0 -1 1000 -1 #Rec Female p6 Blk 2 offset

0 0 0 0 -1 1000 -1 #Rec Female p6 Blk 2 offset

0 2.5 2 0 -1 1000 5 #Rec ocean Female p1 Blk 2 offset

0 2.5 2 0 -1 1000 5 #Rec ocean Female p1 Blk 2 offset

-1 1 0 0 -1 1000 -1 #Rec ocean Female p2 Blk 3 offset

-1 1 0 0 -1 1000 -1 #Rec ocean Female p2 Blk 3 offset

#_Cond -2 2 0 0 -1 99 -2 #_placeholder when no block usage

#_Cond No selex parm trends

#_Cond -4 # placeholder for selparm_Dev_Phase

2 #_Cond 0 #_env/block/dev_adjust_method (1=standard; 2=logistic trans to keep in base parm bounds; 3=standard w/ no bound check)

Tag loss and Tag reporting parameters go next

0 # TG_custom: 0=no read; 1=read if tags exist

#_Cond -6 6 1 1 2 0.01 -4 0 0 0 0 0 0 0 #_placeholder if no parameters

1 #_Variance_adjustments_to_input_values

#_fleet: Comm gill net Pound net Other comm Rec Rec_ocean P135 P915 P120 P195

0 0 0 0 0 0 0 0 0 #_add_to_survey_CV

0 0 0 0 0 0 0 0 0 #_add_to_discard_stddev

0 0 0 0 0 0 0 0 0 #_add_to_bodywt_CV

1 1 1 1 1 1 1 1 1 #_mult_by_lencomp_N

1 1 1 1 1 1 1 1 1 #_mult_by_agecomp_N

1 1 1 1 1 1 1 1 1 #_mult_by_size-at-age_N

#

5 #_maxlambdaphase

1 #_sd_offset

#

20 # number of changes to make to default Lambdas (default value is 1.0)

Like_comp codes: 1=surv; 2=disc; 3=mnwt; 4=length; 5=age; 6=SizeFreq; 7=sizeage; 8=catch;

9=init_equ_catch; 10=recrdev; 11=parm_prior; 12=parm_dev; 13=CrashPen; 14=Morphcomp; 15=Tag-comp; 16=Tag-negbin

#like_comp fleet/survey phase value sizefreq_method

1 6 1 1 1

1 6 2 1 1

1 6 3 1 1

1 6 4 1 1

1 6 5 1 1

1 7 1 1 1

1 7 2 1 1

1 7 3 1 1

1 7 4 1 1

1 7 5 1 1

1 8 1 1 1

1 8 2 1 1

1 8 3 1 1

1 8 4 1 1

1 8 5 1 1

1 9 1 1 1

1 9 2 1 1

1 9 3 1 1

1 9 4 1 1

1 9 5 1 1

0 # (0/1) read specs for more stddev reporting

1 1 -1 5 1 5 1 -1 5 # selex type, len/age, year, N selex bins, Growth pattern, N growth ages, NatAge_area(-1 for all), NatAge_yr, N Natages

5 15 25 35 43 # vector with selex std bin picks (-1 in first bin to self-generate)

1 2 14 26 40 # vector with growth std bin picks (-1 in first bin to self-generate)

1 2 14 26 40 # vector with NatAge std bin picks (-1 in first bin to self-generate)

999

Stock Synthesis starter file

#C starter comment here

souflou.dat

souflou.ctl

0 # 0=use init values in control file; 1=use ss3.par

1 # run display detail (0,1,2)

1 # detailed age-structured reports in REPORT.SSO (0,1)

1 # write detailed checkup.sso file (0,1)

1 # write parm values to ParmTrace.sso (0=no,1=good,active; 2=good,all; 3=every_iter,all_parms; 4=every,active)

1 # write to cumreport.sso (0=no,1=like&timeseries; 2=add survey fits)

1 # Include prior_like for non-estimated parameters (0,1)

1 # Use Soft Boundaries to aid convergence (0,1) (recommended)

3 # Number of bootstrap datafiles to produce

10 # Turn off estimation for parameters entering after this phase

10 # MCeval burn interval

2 # MCeval thin interval

0 # jitter initial parm value by this fraction

-1 # min yr for sdreport outputs (-1 for styr)

-1 # max yr for sdreport outputs (-1 for endyr; -2 for endyr+Nforecastyrs

0 # N individual STD years

#vector of year values

0.0001 # final convergence criteria (e.g. 1.0e-04)

0 # retrospective year relative to end year (e.g. -4)

1 # min age for calc of summary biomass

1 # Depletion basis: denom is: 0=skip; 1=rel X*B0; 2=rel X*Bmsy; 3=rel X*B_styr

0.40 # Fraction (X) for Depletion denominator (e.g. 0.4)

1 # SPR_report_basis: 0=skip; 1=(1-SPR)/(1-SPR_tgt); 2=(1-SPR)/(1-SPR_MSY); 3=(1-SPR)/(1-SPR_Btarget); 4=rawSPR

4 # F_report_units: 0=skip; 1=exploitation(Bio); 2=exploitation(Num); 3=sum(Frates); 4=true F for range of ages

1 3 #COND

0 # F_report_basis: 0=raw; 1=F/Fspr; 2=F/Fmsy ; 3=F/Fbtgt

999 # check value for end of file

Stock Synthesis forecast file

#V3.24M

for all year entries except rebuilder; enter either: actual year, -999 for styr, 0 for endyr, neg number for rel. endyr

1 # Benchmarks: 0=skip; 1=calc F_spr,F_btgt,F_msy RICK - this tells SS to do Benchmarks

1 # MSY: 1= set to F(SPR); 2=calc F(MSY); 3=set to F(Btgt); 4=set to F(endyr) RICK: this tells SS to base MSY on a SPR proxy

0.25 # SPR target (e.g. 0.40) RICK: here I tell SS to use the overfishing SPR (F25%)

0.25 # Biomass target (e.g. 0.40) RICK: just for kicks, we'll also let SS calculate the Frate that would give biomass of 30%, which differs from SPR30% if there is spawner-recruitment curvature

#_Bmark_years: beg_bio, end_bio, beg_selex, end_selex, beg_relF, end_relF (enter actual year, or values of 0 or -integer to be rel. endyr)

0 0 0 0 0 0

2011 2011 2011 2011 2011 2011 # after processing

1 #Bmark_relF_Basis: 1 = use year range; 2 = set relF same as forecast below

#

1 # Forecast: 0=none; 1=F(SPR); 2=F(MSY) 3=F(Btgt); 4=Ave F (uses first-last relF yrs); 5=input annual F scalar RICK tells SS to use the SPR25% in the forecast

10 # N forecast years

0 # F scalar (only used for Do_Forecast==5)

#_Fcast_years: beg_selex, end_selex, beg_relF, end_relF (enter actual year, or values of 0 or -integer to be rel. endyr)

0 0 0 0 # RICK telling SS to use end year selectivity and relative F among fleets

2011 2011 2011 2011 # after processing

2 # Control rule method (1=catch=f(SSB) west coast; 2=F=f(SSB))

0.01 # Control rule Biomass level for constant F (as frac of Bzero, e.g. 0.40); (Must be > the no F level below)

0.001 # Control rule Biomass level for no F (as frac of Bzero, e.g. 0.10)

.75 # Control rule target as fraction of Flimit (e.g. 0.75) RICK here I set the target below the limit by an arbitrary amount

3 #_N forecast loops (1=OFL only; 2=ABC; 3=get F from forecast ABC catch with allocations applied)

3 #_First forecast loop with stochastic recruitment

0 #_Forecast loop control #3 (reserved for future bells&whistles)

0 #_Forecast loop control #4 (reserved for future bells&whistles)

0 #_Forecast loop control #5 (reserved for future bells&whistles)

0 #FirstYear for caps and allocations (should be after years with fixed inputs)

0.1 # stddev of log(realized catch/target catch) in forecast (set value>0.0 to cause active impl_error) RICK: implementation error

0 # Do West Coast gfish rebuilder output (0/1)

0 # Rebuilder: first year catch could have been set to zero (Ydecl)(-1 to set to 1999)

0 # Rebuilder: year for current age structure (Yinit) (-1 to set to endyear+1)

2 # fleet relative F: 1=use first-last alloc year; 2=read seas(row) x fleet(col) below

Note that fleet allocation is used directly as average F if Do_Forecast=4

2 # basis for fcast catch tuning and for fcast catch caps and allocation (2=deadbio; 3=retainbio; 5=deadnum; 6=retainnum)

Conditional input if relative F choice = 2

-1 -1 -1 -1 -1

-1 -1 -1 -1 -1

Fleet relative F: rows are seasons, columns are fleets

#_Fleet: Comm

-1 -1 -1 -1 -1 # max totalcatch by fleet (-1 to have no max) must enter value for each fleet

-1 # max totalcatch by area (-1 to have no max); must enter value for each fleet

0 0 0 0 0 # fleet assignment to allocation group (enter group ID# for each fleet, 0 for not included in an alloc group)

#_Conditional on >1 allocation group

allocation fraction for each of: 0 allocation groups

no allocation groups

0 # Number of forecast catch levels to input (else calc catch from forecast F)

0 # basis for input Fcast catch: 2=dead catch; 3=retained catch; 99=input Hrate(F) (units are from fleetunits; note new codes in SSV3.20)

Input fixed catch values

#Year Seas Fleet Catch(or_F)

#

999 # verify end of input